


White High-Intensity LED Lamp (5 mm, 15° Viewing Angle)

OVLEW1CB9

- Narrow beam angle
- High luminous intensity
- Water clear plastic package
- InGaN White
- Pb-free

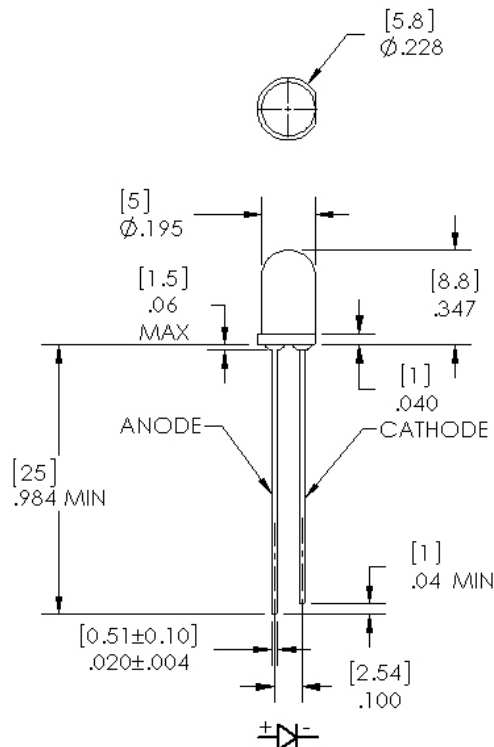


The round **OVLEW1CB9** is designed for applications that require a focused high luminous output, such as indoor and outdoor displays, marker lights and optical indicators. The phosphor used in the reflector converts the blue emission of the InGaN chip to the ideal white light.

Applications

- Indoor/outdoor displays and applications
- Message boards
- Store front signage
- Indicators
- Retail display lighting

Part Number	Material	Emitted Color	Intensity Typ. mcd	Lens Color
OVLEW1CB9	InGaN	White	35,000	Clear

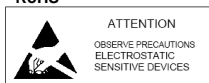


ALL DIMENSIONS ARE IN INCHES [MM].

UNLESS OTHERWISE SPECIFIED TOLERANCES ARE ± 0.10 [.25].



RoHS



**DO NOT LOOK DIRECTLY
AT LED WITH UNSHIELDED
EYES OR DAMAGE TO
RETINA MAY OCCUR.**

OPTEK reserves the right to make changes at any time in order to improve design and to supply the best product possible.

Absolute Maximum Ratings $T_A = 25^\circ\text{C}$

Storage Temperature Range	-40 ~ +100 °C
Operating Temperature Range	-40 ~ +95 °C
Reverse Voltage	5 V
Continuous Forward Current	30 mA
Peak Forward Current (10% Duty Cycle, 1 KHz)	100 mA
Power Dissipation	120 mW
Lead Soldering Temperature (3 mm from the base of the epoxy bulb / 3 seconds max).	260°C
Electrostatic Discharge Classification (JEDEC-JESD22-A114F)	Class 2

Electrical Characteristics $T_A = 25^\circ\text{C}$

SYMBOL	PARAMETER	MIN	TYP	MAX	UNITS	CONDITIONS
I_V	Luminous Intensity	16,800	35,000		mcd	$I_F = 20\text{ mA}$
V_F	Forward Voltage	----	3.2	4.0	V	$I_F = 20\text{ mA}$
I_R	Reverse Current	----	----	100	μA	$V_R = 5\text{ V}$
$2\theta_{1/2}$	50% Power Angle	----	15	----	deg	$I_F = 20\text{ mA}$
x	Chromaticity Coordinates	----	0.2895	----	----	$I_F = 20\text{ mA}$
y		----	0.2905	----	----	$I_F = 20\text{ mA}$

Standard Bins ($I_F = 20\text{mA}$)

LEDs are sorted to luminous intensity (I_V), forward voltage (V_F) and chromaticity coordinates (x, y) bins listed in the following tables. Each bag consists of a single luminous intensity bin, single forward voltage bin and a single chromaticity bin. Orders are filled using all intensity and chromaticity bins listed in the following tables. Optek will not accept orders for single intensity bins, single forward voltage bins or single chromaticity bins.

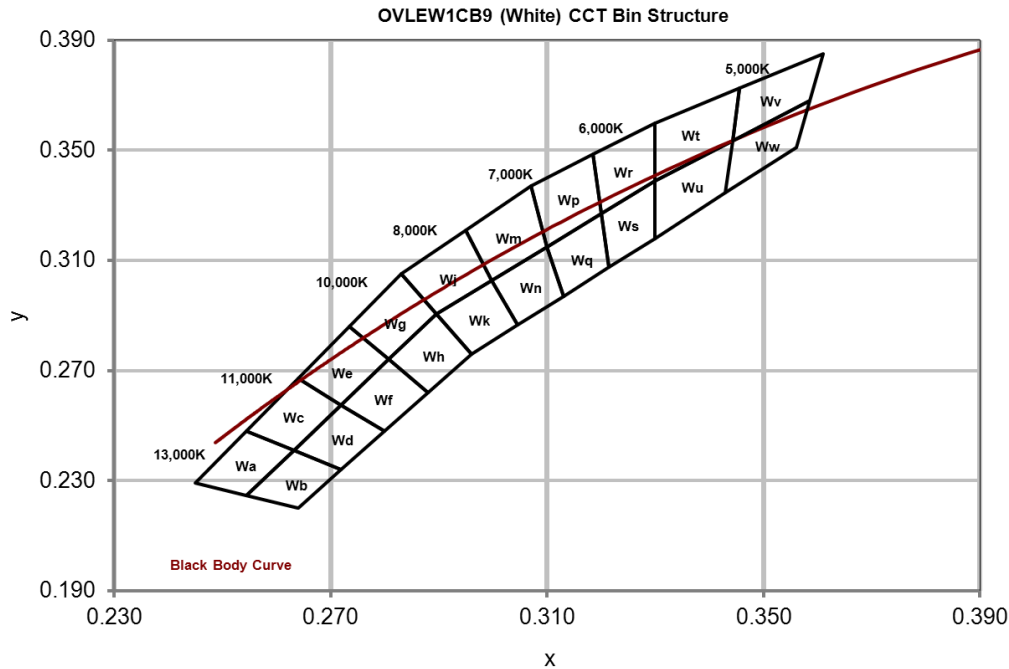
IV	Luminous Intensity	
	Code	Min (mcd) Max (mcd)
Ba	16,800	20,150
Bb	20,150	23,500
Ca	23,500	28,200
Cb	28,200	32,900
Da	32,900	39,500
Db	39,500	46,100

V_F	Forward Voltage	
	Code	Min (V) Max (V)
27	2.8	3.0
28	3.0	3.2
29	3.2	3.4
2a	3.4	3.6
2b	3.6	3.8
2c	3.8	4.0

OPTEK reserves the right to make changes at any time in order to improve design and to supply the best product possible.

Standard Bins ($I_F = 20\text{mA}$)

LEDs are sorted to luminous intensity (I_V), forward voltage (V_F) and chromaticity coordinates (x, y) bins listed in the following tables. Each bag consists of a single luminous intensity bin, single forward voltage bin and a single chromaticity bin. Orders are filled using all intensity and chromaticity bins listed in the following tables. Optek will not accept orders for single intensity bins, single forward voltage bins or single chromaticity bins.



Chromaticity Coordinates (x, y)

Rank	Wa				Wb				Wc				Wd			
Cx	0.2545	0.2633	0.2545	0.2450	0.2633	0.2720	0.2640	0.2545	0.2545	0.2640	0.2720	0.2633	0.2633	0.2720	0.2800	0.2720
Cy	0.2480	0.2410	0.2245	0.2290	0.2410	0.2340	0.2200	0.2245	0.2480	0.2670	0.2575	0.2410	0.2410	0.2575	0.2480	0.2340
Rank	We				Wf				Wg				Wh			
Cx	0.2640	0.2735	0.2808	0.2720	0.2720	0.2808	0.2880	0.2800	0.2735	0.2830	0.2895	0.2808	0.2808	0.2895	0.2960	0.2880
Cy	0.2670	0.2860	0.2740	0.2575	0.2575	0.2740	0.2620	0.2480	0.2860	0.3050	0.2905	0.2740	0.2740	0.2905	0.2760	0.2620
Rank	Wj				Wk				Wm				Wn			
Cx	0.2830	0.2950	0.2998	0.2895	0.2895	0.2998	0.3045	0.2960	0.2950	0.3070	0.3100	0.2998	0.2998	0.3100	0.3130	0.3045
Cy	0.3050	0.3210	0.3028	0.2905	0.2905	0.3028	0.2865	0.2760	0.3210	0.3370	0.3150	0.3028	0.3028	0.3150	0.2970	0.2865
Rank	Wp				Wq				Wr				Ws			
Cx	0.3070	0.3185	0.3200	0.3100	0.3100	0.3200	0.3215	0.3130	0.3185	0.3300	0.3300	0.3200	0.3200	0.3300	0.3300	0.3215
Cy	0.3370	0.3485	0.3270	0.3150	0.3150	0.3270	0.3075	0.2970	0.3485	0.3600	0.3390	0.3270	0.3270	0.3390	0.3180	0.3075
Rank	Wt				Wu				Wv				Ww			
Cx	0.3300	0.3455	0.3443	0.3300	0.3300	0.3443	0.3430	0.3300	0.3455	0.3610	0.3585	0.3443	0.3443	0.3585	0.3560	0.3430
Cy	0.3600	0.3725	0.3535	0.3390	0.3390	0.3535	0.3345	0.3180	0.3725	0.3850	0.3680	0.3535	0.3535	0.3680	0.3510	0.3345

OPTEK reserves the right to make changes at any time in order to improve design and to supply the best product possible.

Typical Electro-Optical Characteristics Curves

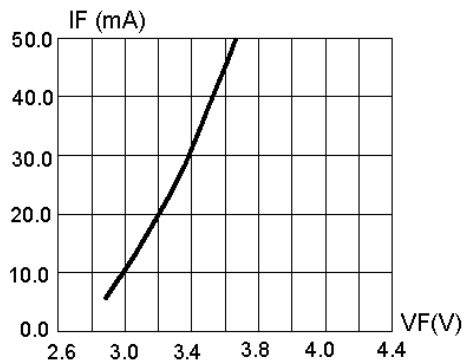


FIG.1 FORWARD CURRENT VS. FORWARD VOLTAGE.

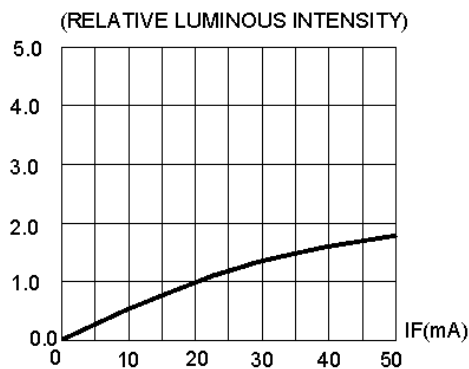


FIG.2 RELATIVE LUMINOUS INTENSITY VS. FORWARD CURRENT

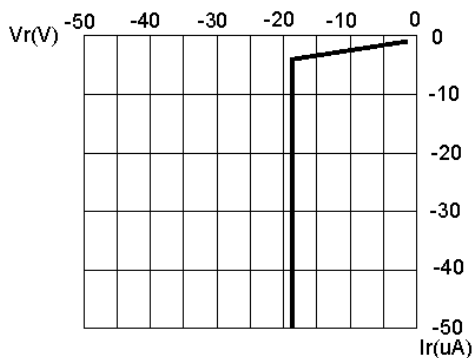


FIG.3 REVERSE CURRENT VS. REVERSE VOLTAGE.

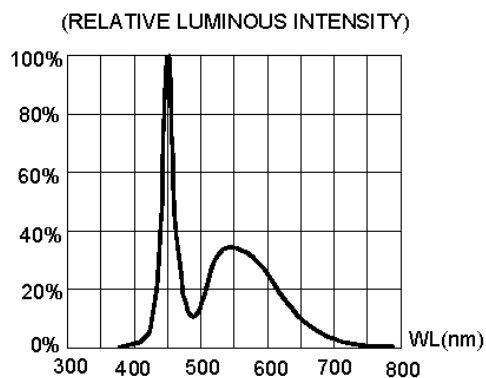


FIG.4 RELATIVE LUMINOUS INTENSITY VS. WAVELENGTH.

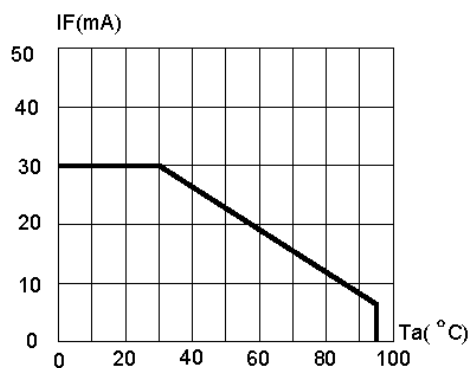


FIG.5 MAXIMUM FORWARD DC CURRENT VS AMBIENT TEMPERATURE ($T_{jmax}=105^{\circ}C$)

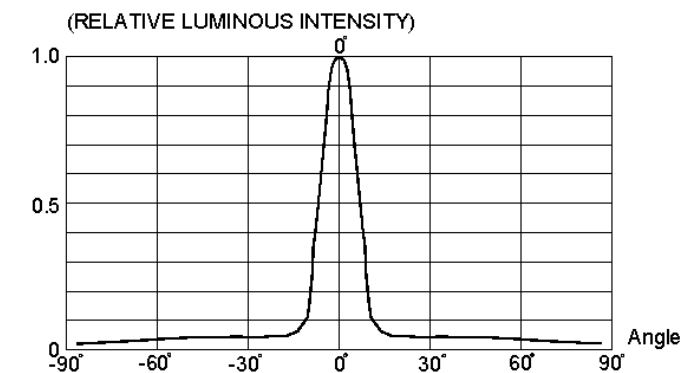
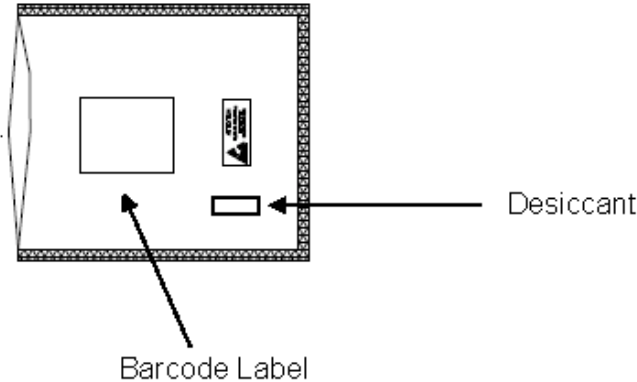


FIG.6 FAR FIELD PATTERN

OPTEK reserves the right to make changes at any time in order to improve design and to supply the best product possible.

White High-Intensity LED Lamp OVLEW1CB9

Packaging: 500 pcs per anti-static bag with desiccant



OPTEK reserves the right to make changes at any time in order to improve design and to supply the best product possible.

AMEYA360

Components Supply Platform

Authorized Distribution Brand :



Website :

Welcome to visit www.ameya360.com

Contact Us :

➤ Address :

401 Building No.5, JiuGe Business Center, Lane 2301, Yishan Rd
Minhang District, Shanghai , China

➤ Sales :

Direct +86 (21) 6401-6692

Email amall@ameya360.com

QQ 800077892

Skype [ameyasales1](#) [ameyasales2](#)

➤ Customer Service :

Email service@ameya360.com

➤ Partnership :

Tel +86 (21) 64016692-8333

Email mkt@ameya360.com