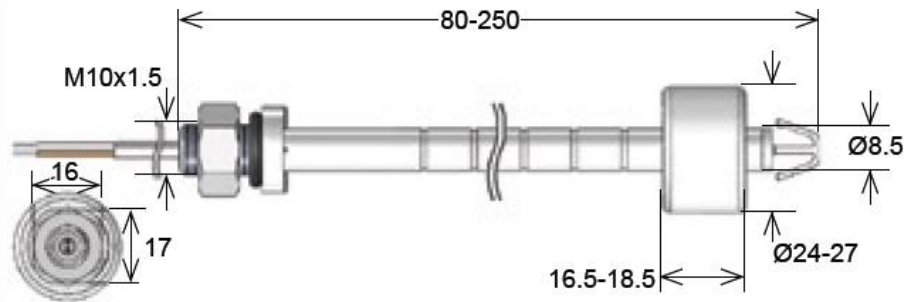
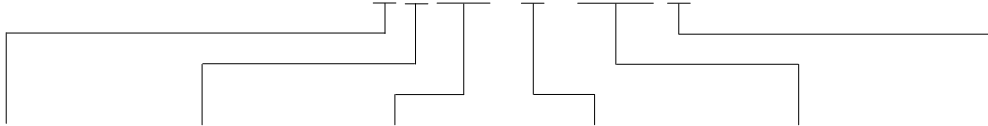


LS04 Series Level Sensors



- Features: Up to 6 Floats, 1 – 100W Rated Power, Other Cables & Connectors, Mounting Configurations
- Applications: Single, Multi & Continuous Level Control, Detection & Monitoring,
- Market: Automotive, Appliance, Aviation, Food & Beverage, Industrial, Laboratory, Marine

Part-Description: **LS-04 0X00-X-000X**



Contact QTY	Contact Form	Switch Model	Type	Cable Length (mm)	Cable Termination
1	A (SPST-NO) B (SPST-NC)	66, 85	2, 4, 5	500, 1,000, 5,000	W = Stripped and Tinned

Customer Options	Switch Model		Unit
	66	85	
Contact Data			
Rated Power (max.) Any DC combination of V&A not to exceed their individual max.'s	10	100	W
Switching Voltage (max.) DC op peak AC	200	400	V
Switching Current (max.) DC or peak AC	0.5	1.0	A
Carry Current (max.) DC or peak AC	1.25	2.5	A
Contact Resistance (max.) @ 0.5V & 10mA	150	150	mOhm

Glossary Contact Form		
Form A	NO = Normally Open Contacts SPST = Single Pole Single Throw	
Form B	NC = Normally Closed Contacts SPST = Single Pole Single Throw	
Form C	Changeover SPDT = Single Pole Double Throw	

Glossary Material	
PP: Polypropylene	For water applications and dilute acids
PA: Polyamide	For oil
NBR: Nitrile Butadiene Rubber	For oil, gasoline & in high temperatures
SS: Stainless Steel	For high temp. (< 160° C)

General Sensor Data			
Materials			
Stem, nut	PP		
Float	PA	PP	NBR
Seal	Nitrile Rubber		
Cable spec	Low voltage (Switch Model 66)		High voltage (Switch Model 85)
Cross Section (mm ²)	0,14		0,25
Cable material	PVC		
Packing	Bulk		

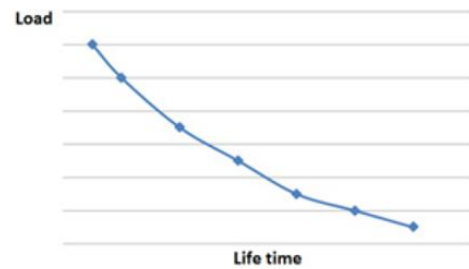
LS04 Level Sensor



Environmental Data		Unit
Shock Resistance (max.) 1/2 sine wave duration 11ms	50	G
Vibration Resistance (max.)	20	G
Operating Temperature Cable not moved	-20 to 70	°C
Operating Temperature Cable moved	-05 to 60	°C
Storage Temperature	-30 to 70	°C

Life Test Data

*Load increase reduces life expectancy of Reed Switches



Handling & Assembly Instructions

- Max torque of screw is 1Nm
- Cable bending-radius is diameter x 15
- Min. bending distance to housing is 5mm
- Drag mark out of the mounting area forbidden
- Decrease switching distance by mounting on iron
- Series resistor recommended for > 5m cable length

Type	Length (mm)
2	130
4	178
5	190



AMEYA360

Components Supply Platform

Authorized Distribution Brand :



Website :

Welcome to visit www.ameya360.com

Contact Us :

➤ Address :

401 Building No.5, JiuGe Business Center, Lane 2301, Yishan Rd
Minhang District, Shanghai , China

➤ Sales :

Direct +86 (21) 6401-6692

Email amall@ameya360.com

QQ 800077892

Skype [ameyasales1](#) [ameyasales2](#)

➤ Customer Service :

Email service@ameya360.com

➤ Partnership :

Tel +86 (21) 64016692-8333

Email mkt@ameya360.com