


---

# AN33013UA

## Evaluation Board Manual

**Panasonic Corporation**  
**Automotive & Industrial Systems Company**  
**Semiconductor Business Division**


# AN33013UA Evaluation board (front side)





## AN33013UA Evaluation board (back side)

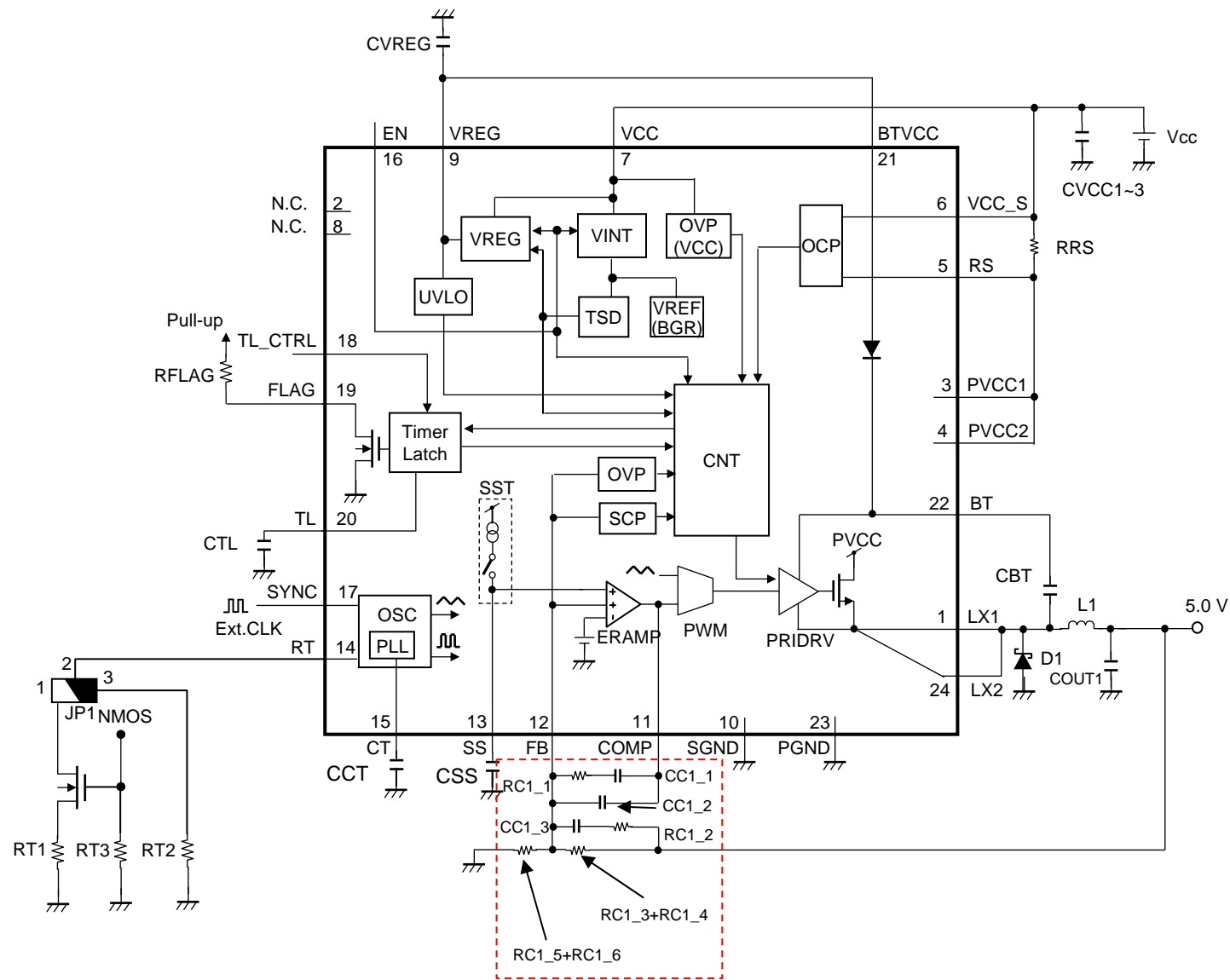
This is a two layer circuit board. The back side is shown below. (The front side is shown on the previous page.)



The RC constant for phase compensation is set for output voltage 5.0V.

# AN33013UA Evaluation board (schematic)

The block diagram of the board is shown below.



Constant for phase compensation + Constant for setting output voltage

# AN33013UA Evaluation board (components)

The BOM of this board is shown below.

**Table 1 : component on the evaluation board (reference)**

Board Component Name	Part Name	Size	Value	Maker	Description
CBT,CCT,CSS,CTL	GCM188R11C104KA01J	JIS1608_[EIA0603]	0.1μF	Murata	Setting Capacitor
CC1_1	GCM1882C1H222JA01J	JIS1608_[EIA0603]	2.2nF	Murata	Compensation Capacitor
CC1_2	GCM1882C1H240JA01J	JIS1608_[EIA0603]	24pF	Murata	Compensation Capacitor
CC1_3	GCM1882C1H471JA01J	JIS1608_[EIA0603]	470pF	Murata	Compensation Capacitor
CVREG	GCM188R71C105KA49J	JIS1608_[EIA0603]	1μF	Murata	VREG Capacitor
CVCC1,CVCC2, CVCC3	CKG57NX7R1H226MT	JIS5750[EIA2220]	22μF	TDK	Input Capacitor
COU1	TMK325C7226MM-T	JIS3225_[EIA1210]	22μF	TAIYO YUDEN	Output Capacitor
L1	CDRH8D43-100NC	8.3(L) x 8.3(W)	10μH	SUMIDA	Inductor
LSI1	AN33013UA		—	Panasonic	1ch DC-DC Converter
D1	DB24416	3.8(L) x 2.4(W)	—	Panasonic	Schottky Diode
RC1_1	ERA3AEB752V	JIS1608_[EIA0603]	R=7.5K	Panasonic	Compensation & Feedback Resistor
RC1_2	ERA3AEB152V	JIS1608_[EIA0603]	R=1.5K	Panasonic	Compensation & Feedback Resistor
RC1_3	ERJ3GEY0R00V	JIS1608_[EIA0603]	R=0	Panasonic	Compensation & Feedback Resistor
RC1_4	ERA3AEB303V	JIS1608_[EIA0603]	R=30K	Panasonic	Compensation & Feedback Resistor
RC1_5	ERJ3GEY0R00V	JIS1608_[EIA0603]	R=0	Panasonic	Compensation & Feedback Resistor
RC1_6	ERA3AEB752V	JIS1608_[EIA0603]	R=7.5K	Panasonic	Compensation & Feedback Resistor
RFLAG	ERA3AEB204V	JIS1608_[EIA0603]	R=200K	Panasonic	Pull-up Resistor
RT1	ERA3AEB134V	JIS1608_[EIA0603]	R=130K	Panasonic	OSC Setting Resistor
RRS	ERJ8BWFR030V	JIS3216_[EIA1206]	R=30m	Panasonic	OCP Sense Resistor

Note: The specifications of the BOM are reference values. Other components might be mounted depending on target values of output voltage, frequency, etc.

## Request for your special attention and precautions in using the technical information and semiconductors described in this book

- (1) If any of the products or technical information described in this book is to be exported or provided to non-residents, the laws and regulations of the exporting country, especially, those with regard to security export control, must be observed.
- (2) The technical information described in this book is intended only to show the main characteristics and application circuit examples of the products. No license is granted in and to any intellectual property right or other right owned by Panasonic Corporation or any other company. Therefore, no responsibility is assumed by our company as to the infringement upon any such right owned by any other company which may arise as a result of the use of technical information described in this book.
- (3) The products described in this book are intended to be used for general applications (such as office equipment, communications equipment, measuring instruments and household appliances), or for specific applications as expressly stated in this book. Consult our sales staff in advance for information on the following applications:
  - Special applications (such as for airplanes, aerospace, automotive equipment, traffic signaling equipment, combustion equipment, life support systems and safety devices) in which exceptional quality and reliability are required, or if the failure or malfunction of the products may directly jeopardize life or harm the human body.It is to be understood that our company shall not be held responsible for any damage incurred as a result of or in connection with your using the products described in this book for any special application, unless our company agrees to your using the products in this book for any special application.
- (4) The products and product specifications described in this book are subject to change without notice for modification and/or improvement. At the final stage of your design, purchasing, or use of the products, therefore, ask for the most up-to-date Product Standards in advance to make sure that the latest specifications satisfy your requirements.
- (5) When designing your equipment, comply with the range of absolute maximum rating and the guaranteed operating conditions (operating power supply voltage and operating environment etc.). Especially, please be careful not to exceed the range of absolute maximum rating on the transient state, such as power-on, power-off and mode-switching. Otherwise, we will not be liable for any defect which may arise later in your equipment.

Even when the products are used within the guaranteed values, take into the consideration of incidence of break down and failure mode, possible to occur to semiconductor products. Measures on the systems such as redundant design, arresting the spread of fire or preventing glitch are recommended in order to prevent physical injury, fire, social damages, for example, by using the products.
- (6) Comply with the instructions for use in order to prevent breakdown and characteristics change due to external factors (ESD, EOS, thermal stress and mechanical stress) at the time of handling, mounting or at customer's process. When using products for which damp-proof packing is required, satisfy the conditions, such as shelf life and the elapsed time since first opening the packages.
- (7) This book may be not reprinted or reproduced whether wholly or partially, without the prior written permission of our company.

# AMEYA360

Components Supply Platform

Authorized Distribution Brand :



Website :

Welcome to visit [www.ameya360.com](http://www.ameya360.com)

Contact Us :

➤ Address :

401 Building No.5, JiuGe Business Center, Lane 2301, Yishan Rd  
Minhang District, Shanghai , China

➤ Sales :

Direct    +86 (21) 6401-6692  
Email     amall@ameya360.com  
QQ        800077892  
Skype     ameyasales1 ameyasales2

➤ Customer Service :

Email     service@ameya360.com

➤ Partnership :

Tel        +86 (21) 64016692-8333  
Email     mkt@ameya360.com