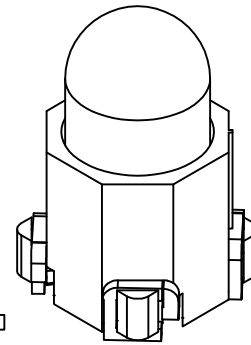
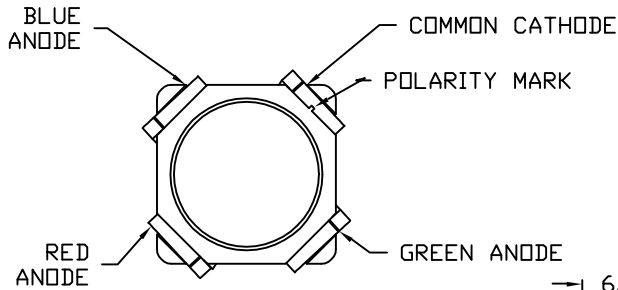


UNCONTROLLED DOCUMENT

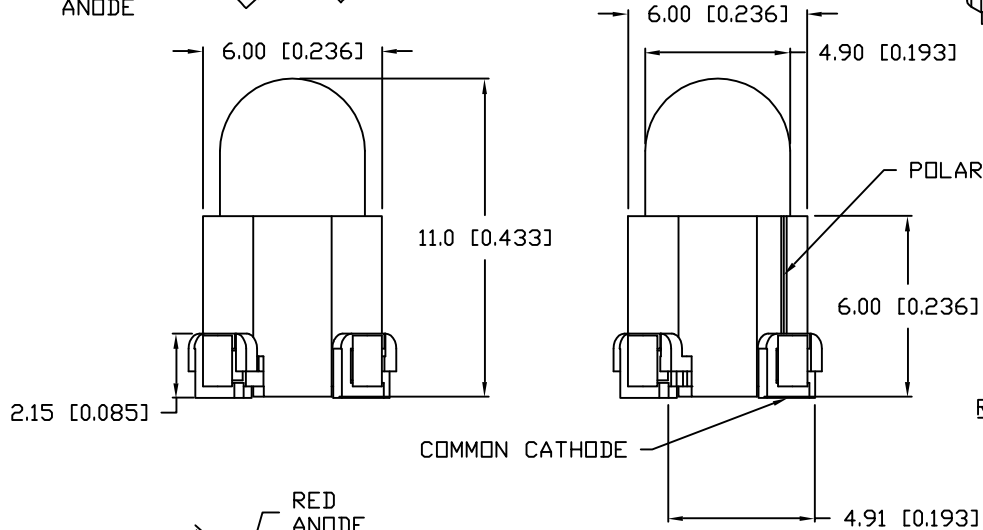
PART NUMBER
SML-H1505SIUPGUSBW

REV.

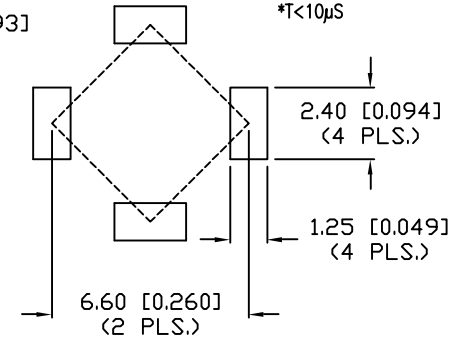


ELECTRO-OPTICAL CHARACTERISTICS $T_A=25^\circ\text{C}$ $I_f=20\text{mA}$

PARAMETER	MIN	TYP	MAX	UNITS	TEST COND
PEAK WAVELENGTH		635 (RED)		nm	
		465 (BLUE)		nm	
		520 (GREEN)		nm	
FORWARD VOLTAGE (R)		2.2	2.7	V_f	
	(B)	3.4	4.0	V_f	
	(G)	3.4	4.0	V_f	
REVERSE VOLTAGE	5.0			V_r	$I_r=100\mu\text{A}$
AXIAL INTENSITY (R/B/G)		1100/600/2200		mcd	$I_f=20\text{mA}$
VIEWING ANGLE		60		2x theta	
EMITTED COLOR:	RED/BLUE/GREEN				
EPOXY LENS FINISH:	MILKY WHITE DIFFUSED.				



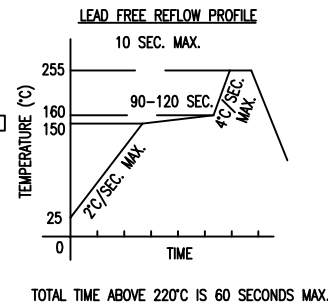
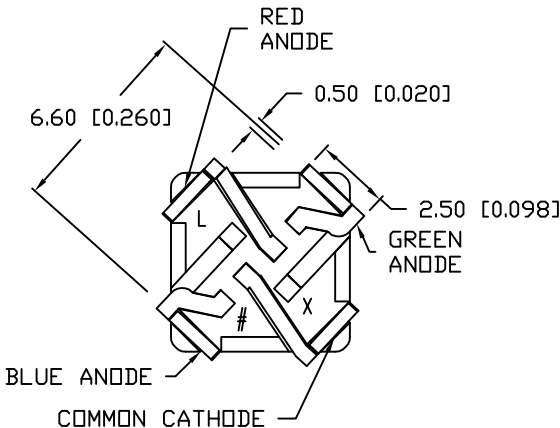
RECOMMENDED PAD LAYOUT



LIMITS OF SAFE OPERATION AT 25°C PERCHIP

PARAMETER	COLORS	MAX	UNITS
PEAK FORWARD CURRENT*	R/B/G	100	mA
STEADY CURRENT	R/B/G	30/20/20	mA
POWER DISSIPATION	R/B/G	95/80/80	mW
DERATE FROM 25°C		-1.2	mW/°C
OPERATING TEMP.		-30 TO +80	°C
STORAGE TEMP.		-40 TO +100	°C

* $T < 10\mu\text{S}$



CAUTION: STATIC SENSITIVE DEVICE
FOLLOW PROPER E.S.D. HANDLING PROCEDURES
WHEN WORKING WITH THIS PART.
ESD CLASSIFICATION: CLASS II BASED ON MIL-STD 883E.



UNCONTROLLED DOCUMENT

*UNLESS OTHERWISE SPECIFIED TOLERANCES PER DECIMAL PRECISION ARE: X=±1 (±0.039), X.X=±0.5 (±0.020), X.XX=±0.25 (±0.010), X.XXX=±0.127 (±0.005). LEAD SIZE=±0.05 (±0.002), LEAD LENGTH=±0.75 (±0.030). MIN.=+DECIMAL PRECISION -0.00 MAX.=+0.00 -DECIMAL PRECISION

REV. PART NUMBER
SML-H1505SIUPGUSBW

CONFIDENTIAL INFORMATION
THE INFORMATION CONTAINED IN THIS DOCUMENT IS THE PROPERTY OF LUMEX INC. EXCEPT AS SPECIFICALLY AUTHORIZED IN WRITING BY LUMEX INC., THE HOLDER OF THIS DOCUMENT SHALL KEEP ALL INFORMATION CONTAINED HEREIN CONFIDENTIAL AND SHALL PROTECT SAME IN WHOLE OR IN PART FROM DISCLOSURE AND DISSEMINATION TO ALL THIRD PARTIES.



290 E. HELEN ROAD
PALATINE, IL 60067-6976
PHONE: +1.847.359.2790
US WEB: www.lumex.com
TW WEB: www.lumex.com.tw

5mm SURFACE MOUNT DOMED LED,
RED/GREEN/BLUE MILKY WHITE DIFFUSED LENS.

RELIABILITY NOTE
OUR MANY YEARS OF EXPERIENCE DATA ACCUMULATION INDICATE THAT SOLDER HEAT IS A MAJOR CAUSE OF EARLY AND FUTURE FAILURE. PLEASE PAY ATTENTION TO YOUR SOLDERING PROCESS.

DRAWN BY: JUN
CHECKED BY:
APPROVED BY:
DATE: 9.10.07
PAGE: 1 OF 1
SCALE: N/A

AMEYA360

Components Supply Platform

Authorized Distribution Brand :



Website :

Welcome to visit www.ameya360.com

Contact Us :

➤ Address :

401 Building No.5, JiuGe Business Center, Lane 2301, Yishan Rd
Minhang District, Shanghai , China

➤ Sales :

Direct +86 (21) 6401-6692

Email amall@ameya360.com

QQ 800077892

Skype [ameyasales1](#) [ameyasales2](#)

➤ Customer Service :

Email service@ameya360.com

➤ Partnership :

Tel +86 (21) 64016692-8333

Email mkt@ameya360.com