



ScotchCode™

Wire Marker Tag Dispenser (STD-TAG)

Data Sheet

Application:

ScotchCode™ STD-TAG is a compact write-on dispenser holding two cartridges of wire marker tags. The two sizes of non-PSA permanent tags cover a wire diameter of 0.09 to 0.15 inches (18 to 10 AWG /0,75 to 4,0 mm²) and 0.06 to 0.13 inches (22 to 14 AWG /0,5 to 1,5 mm²). The write on area for the small tag is 0.25 by 0.86 inches and 0.375 by 1.53 inches for the large tag. The tag material allows the user to use a permanent marking pen to obtain a durable marker. The thin tag provides a low profile for wires that are close together. The openings allow the tag to remain securely in place, but allow the tag to be repositionable. The dispenser is sized to fit into a pocket and includes a carrying loop which allows the dispenser to be hooked on a tool pouch.

Product Description:

Red ABS dispenser containing two cartridges of tags.

Refill Rolls

STD-101 50 each 0.375 x 2.40 inches (9,52 x 61,0 mm)

STD-102 75 each 0.250 x 1.6 inches (6,35 x 40,6 mm)

Tag rolls are each 10 ft. (3,048 m) long.

SMP pen with black ink. SMP-R red ink pens can be ordered separately.

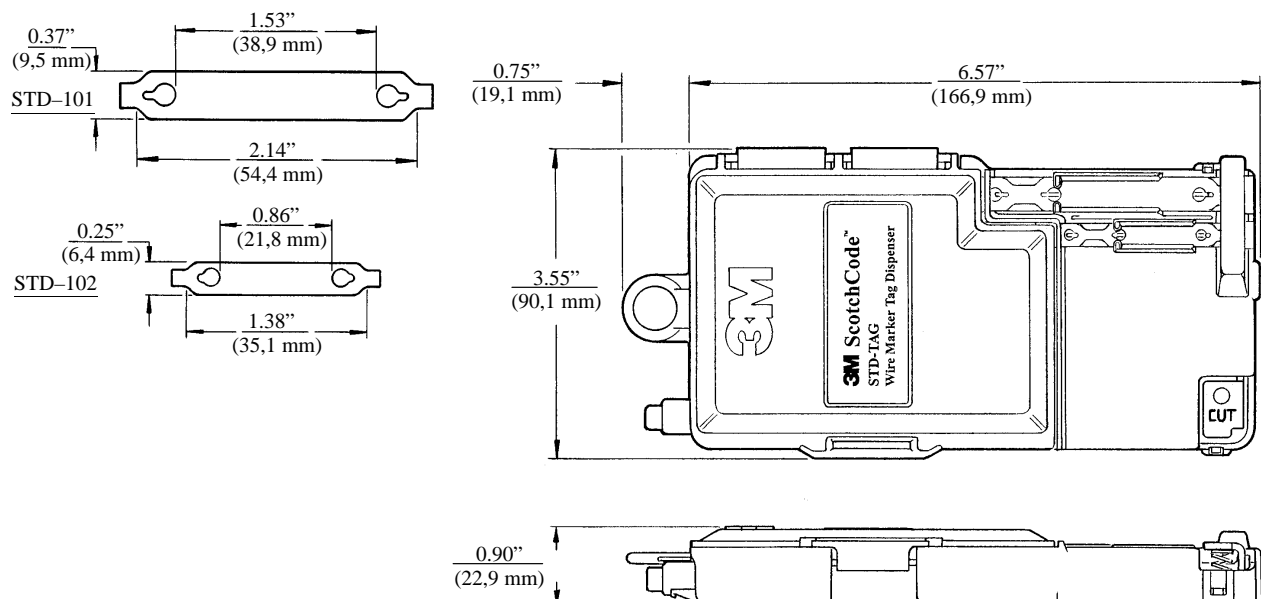
Engineering Specifications:

The wire marker tags shall be a polyester opaque film 0.007 inches thick. The tags shall come in at least two sizes; 1.6 by 0.25 inches wide and 2.4 by 0.375 inches wide with mounting holes on each end. The markers shall be packaged in cartridges containing at least 50 tags. The cartridges shall be placed in the STD-TAG dispenser for use.

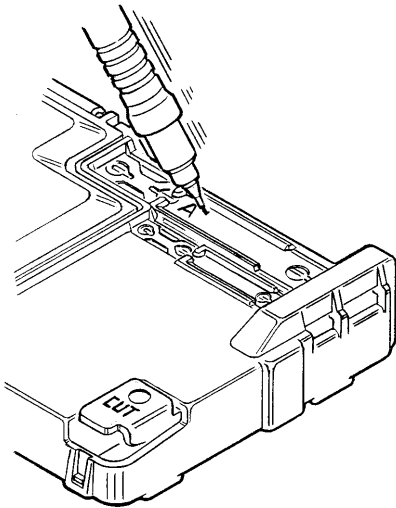
Tag Technical Data:

(All values are Typical Values)

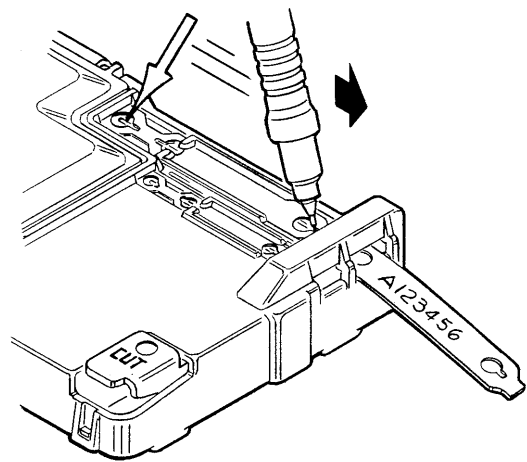
Material	Opaque Polyester Film with an ink receptive surface (White)
Application Temperature	0°F to 120°F (-18°C to 49°C)
Operation Temperature	-18°F to 302°F (-28°C to 150°C)
Storage temperature (Relative Humidity)	72°F (22°C) (25 to 50%)
Tag Thickness	.007 inches (0,18mm)
Tensile Strength	140 lbs. / in. (24,56 n / m)



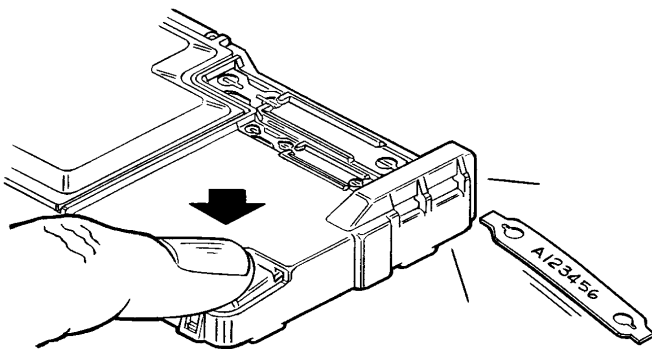
STD-TAG Instructions for Use



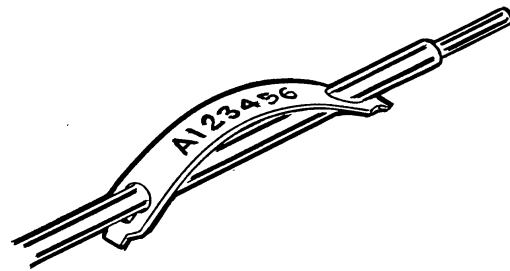
1. Write desired text on tag.



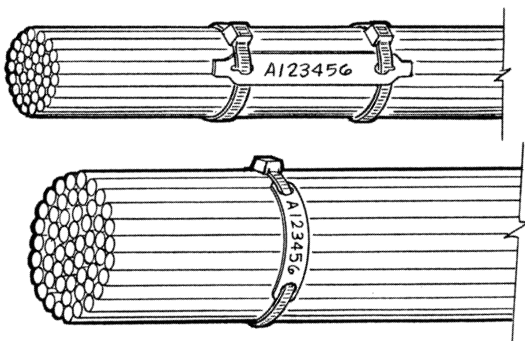
2. Advance tag to cut position by placing pen point in groove under first hole of second tag and sliding tag to the right until the pen point hits stop in groove. Tag is now positioned for cutting.



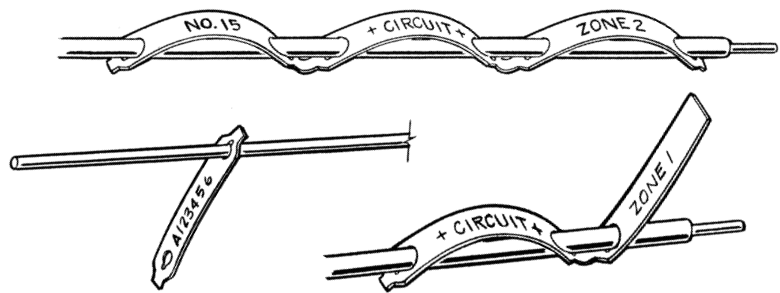
3. Cut tag by pressing "CUT" button.



4. Apply tag to wire as shown.



Other Tag Applications



Important Notice to Purchaser:

All statements, technical information and recommendations related to the Seller's products are based on information believed to be reliable, but the accuracy or completeness thereof is not guaranteed. Before utilizing the product, the user should determine the suitability of the product for its intended use. The user assumes all risks and liability whatsoever in connection with such use.

Any statements or recommendations of the Seller which are not contained in the Seller's current publications shall have no force or effect unless contained in an agreement signed by an authorized officer of the Seller. The statements contained herein are made in

lieu of all warranties expressed or implied, including but not limited to the implied warranties of merchantability and fitness for a particular purpose which warranties are hereby expressly disclaimed.

SELLER SHALL NOT BE LIABLE TO THE USER OR ANY OTHER PERSON UNDER ANY LEGAL THEORY, INCLUDING BUT NOT LIMITED TO NEGLIGENCE OR STRICT LIABILITY, FOR ANY INJURY OR FOR ANY DIRECT OR CONSEQUENTIAL DAMAGES SUSTAINED OR INCURRED BY REASON OF THE USE OF ANY OF THE SELLER'S PRODUCTS.



Electrical Products Division

6801 River Place Blvd.
Austin, TX 78726-9000



Printed on 50% recycled
waste paper, including 10%
post-consumer waste paper.

Litho in USA.
11-5-93
© 3M 1993

AMEYA360

Components Supply Platform

Authorized Distribution Brand :



Website :

Welcome to visit www.ameya360.com

Contact Us :

➤ Address :

401 Building No.5, JiuGe Business Center, Lane 2301, Yishan Rd
Minhang District, Shanghai , China

➤ Sales :

Direct +86 (21) 6401-6692

Email amall@ameya360.com

QQ 800077892

Skype ameyasales1 ameyasales2

➤ Customer Service :

Email service@ameya360.com

➤ Partnership :

Tel +86 (21) 64016692-8333

Email mkt@ameya360.com