

154N Compensated



- 316L SS Pressure Sensor
- 19mm Diameter Package
- 0 - 100mV Output
- Absolute and Gage
- Temperature Compensated



DESCRIPTION

The 154N compensated is a 19 mm small profile, media compatible, piezoresistive silicon pressure sensor packaged in a 316L stainless steel housing. The 154N compensated is designed for o-ring mounting and OEM applications where compatibility with corrosive media is required.

The sensing package utilizes silicone oil to transfer pressure from the 316L stainless steel diaphragm to the sensing element. A ceramic substrate is attached to the package that contains laser-trimmed resistors for temperature compensation and offset correction. An additional laser-trimmed resistor is included which can be used to adjust an external differential amplifier and provide span interchangeability to within $\pm 1\%$.

Please refer to the 154N uncompensated and constant voltage datasheets for more information on different features of the 154N.

FEATURES

- O-Ring Mount
- -40°C to +125°C Operating Temperature Range
- Up to $\pm 0.1\%$ Pressure Non Linearity
- 1.0% Interchangeable Span (provided by gain set resistor)
- Solid State Reliability

APPLICATIONS

- Medical Instruments
- Process Control
- Fresh & Waste Water Measurements
- Refrigeration/Compressors
- Pressure Transmitters
- Hydraulic Controls

STANDARD RANGES

Range	psia	psig
0 to 1		•
0 to 5	•	•
0 to 15	•	•
0 to 30	•	•
0 to 50	•	•
0 to 100	•	•
0 to 300	•	•
0 to 500	•	•

154N Compensated

PERFORMANCE SPECIFICATIONS

Supply Current: 1.5mA

Ambient Temperature: 25°C (unless otherwise specified)

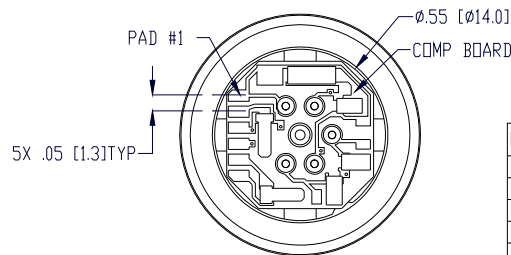
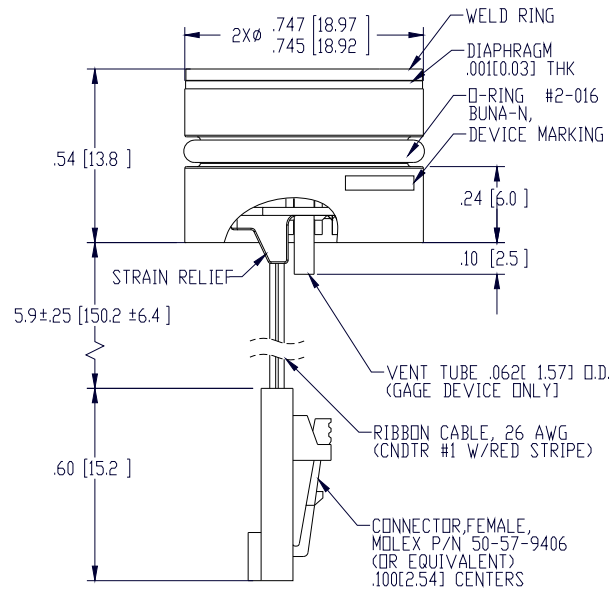
PARAMETERS	≤005PSI			≥015PSI			UNITS	NOTES
	MIN	TYP	MAX	MIN	TYP	MAX		
Span	50	100	150	75	100	150	mV	1
Zero Pressure Output	-2.0	0	2.0	-1.0	0	1.0	mV	2
Pressure Non Linearity	1psi: -0.30 to 0.30 5psi: -0.20 to 0.20			-0.10			0.10	%Span 3
Pressure Hysteresis	-0.10	±0.02	0.10	-0.05	±0.02	0.05	%Span	
Repeatability		±0.02			±0.02		%Span	
Input Resistance	2.0	3.5	6.5	2.0	3.5	5.8	KΩ	
Output Resistance	4.0		7.0	4.0		6.0	KΩ	
Temperature Error – Span	-1.0		1.0	-0.75		0.75	%Span	4
Temperature Error – Offset	-1.0		1.0	15psi: -0.75 to 0.75 >15psi: -0.50 to 0.50			%Span	4
Thermal Hysteresis – Span	-0.25	±0.05	0.25	-0.25	±0.05	0.25	%Span	4
Thermal Hysteresis – Offset	-0.25	±0.05	0.25	-0.25	±0.05	0.25	%Span	4
Long Term Stability – Span		±0.10			±0.10		%Span/Year	
Long Term Stability – Offset		±0.25			±0.10		%Span/Year	
Supply Current	0.5	1.5	2.0	0.5	1.5	2.0	mA	5
Output Load Resistance	5			5			MΩ	6
Insulation Resistance (50Vdc)	50			50			MΩ	7
Output Noise (10Hz to 1KHz)		1.0			1.0		uV p-p	
Response Time (10% to 90%)		0.1			0.1		ms	
Pressure Overload		1psi: 10X max 5psi: 3X max				3X	Rated	
Pressure Burst		1psi: 12X max 5psi: 4X max				4X	Rated	8
Compensated Temperature		1psi: 0 to 50 5psi: 0 to 70		-20		+85	°C	
Operating Temperature	-20		+70	-40		+125	°C	9
Storage Temperature	-50		+125	-50		+125	°C	9
Media – Pressure Port	Liquids and Gases compatible with 316/316L Stainless Steel							
Media – Reference Port	Compatible with Silicon, Pyrex, Gold, Fluorosilicone Rubber, and 316/316L Stainless Steel							

Notes

- For amplified output circuits, 3.012V ±1% interchangeability with gain set resistor. See application schematic.
- Measured at vacuum for absolute (A), ambient for gage (G).
- Best fit straight line.
- Over the compensated temperature range with respect to 25°C.
- Guarantees output/input ratiometricity.
- Load resistance to reduce measurement errors due to output loading.
- Between case and sensing element.
- The maximum pressure that can be applied to a transducer without rupture of either the sensing element or transducer.
- Maximum temperature range for product with standard cable and connector is -20°C to +105°C.

154N Compensated

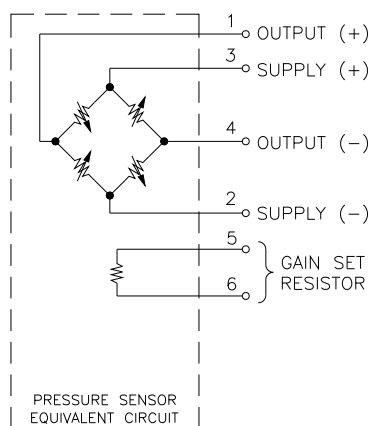
DIMENSIONS



PAD NO	FUNCTION
1	+OUT
2	-EX
3	+EX
4	-OUT
5	GAIN
6	

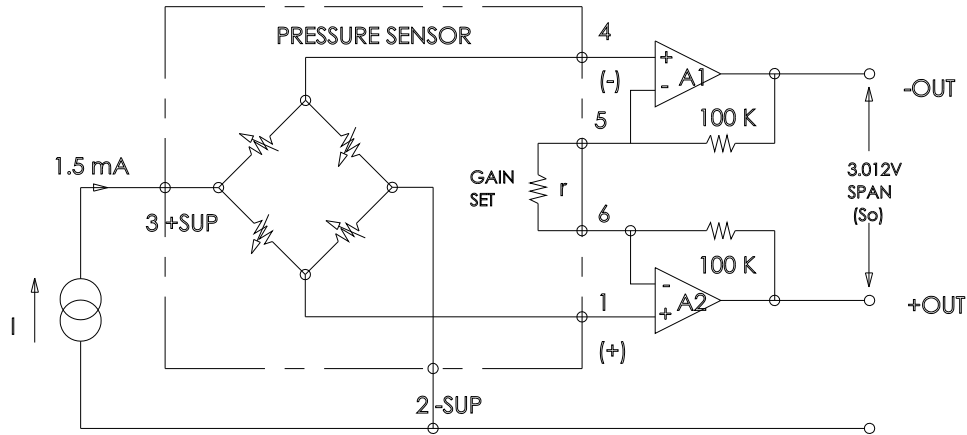
VIEW SHOWN W/O CABLE AND CONNECTOR FOR CLARITY
DIMENSIONS ARE IN INCHES [mm]

CONNECTIONS



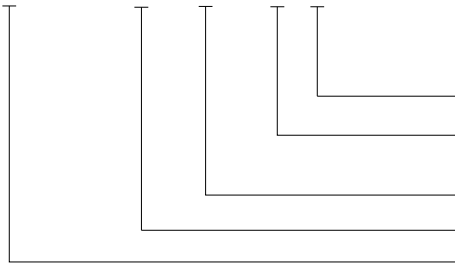
154N Compensated

APPLICATION SCHEMATIC



ORDERING INFORMATION

154N - 050 G - C T



Vent (T = Tube, Blank = No Tube)

Electrical (C = Ribbon Cable with Connector, R = Ribbon Cable, P = Solder Pads)

Type (A = Absolute, G = Gage)

Pressure Range

Model

NORTH AMERICA

Measurement Specialties
45738 Northport Loop West
Fremont, CA 94538
Tel: 1-800-767-1888
Fax: 1-510-498-1578
Sales: pfg.cs.amer@meas-spec.com

EUROPE

Measurement Specialties
(Europe), Ltd.
26 Rue des Dames
78340 Les Clayes-sous-Bois, France
Tel: +33 (0) 130 79 33 00
Fax: +33 (0) 134 81 03 59
Sales: pfg.cs.emea@meas-spec.com

ASIA

Measurement Specialties
(China), Ltd.
No. 26 Langshan Road
Shenzhen High-Tech Park (North)
Nanshan District, Shenzhen 518057
China
Tel: +86 755 3330 5088
Fax: +86 755 3330 5099
Sales: pfg.cs.asia@meas-spec.com

The information in this sheet has been carefully reviewed and is believed to be accurate; however, no responsibility is assumed for inaccuracies. Furthermore, this information does not convey to the purchaser of such devices any license under the patent rights to the manufacturer. Measurement Specialties, Inc. reserves the right to make changes without further notice to any product herein. Measurement Specialties, Inc. makes no warranty, representation or guarantee regarding the suitability of its product for any particular purpose, nor does Measurement Specialties, Inc. assume any liability arising out of the application or use of any product or circuit and specifically disclaims any and all liability, including without limitation consequential or incidental damages. Typical parameters can and do vary in different applications. All operating parameters must be validated for each customer application by customer's technical experts. Measurement Specialties, Inc. does not convey any license under its patent rights nor the rights of others.

AMEYA360

Components Supply Platform

Authorized Distribution Brand :



Website :

Welcome to visit www.ameya360.com

Contact Us :

➤ Address :

401 Building No.5, JiuGe Business Center, Lane 2301, Yishan Rd
Minhang District, Shanghai , China

➤ Sales :

Direct +86 (21) 6401-6692

Email amall@ameya360.com

QQ 800077892

Skype ameyasales1 ameyasales2

➤ Customer Service :

Email service@ameya360.com

➤ Partnership :

Tel +86 (21) 64016692-8333

Email mkt@ameya360.com