

## Features

- Contactless Linear Sensor
- IP64 Debris Proof, Splash Proof
- Ideal for Hydraulic and Pneumatic Position Sensing
- Liquid Level Capability
- Upon request
  - Male or Female Nicomatic Connectors
  - Corresponding Exterior Magnet



## Mechanical Specifications

- Life Cycle: >1 million
- Height:  $\leq 3.50\text{mm}$  (0.138")
- Actuation Force: 0.09 to 0.11 lbs pull force at desired distance (pull force rating is for the exterior magnet using a test plate of cold rolled steel).

## Environmental Specifications

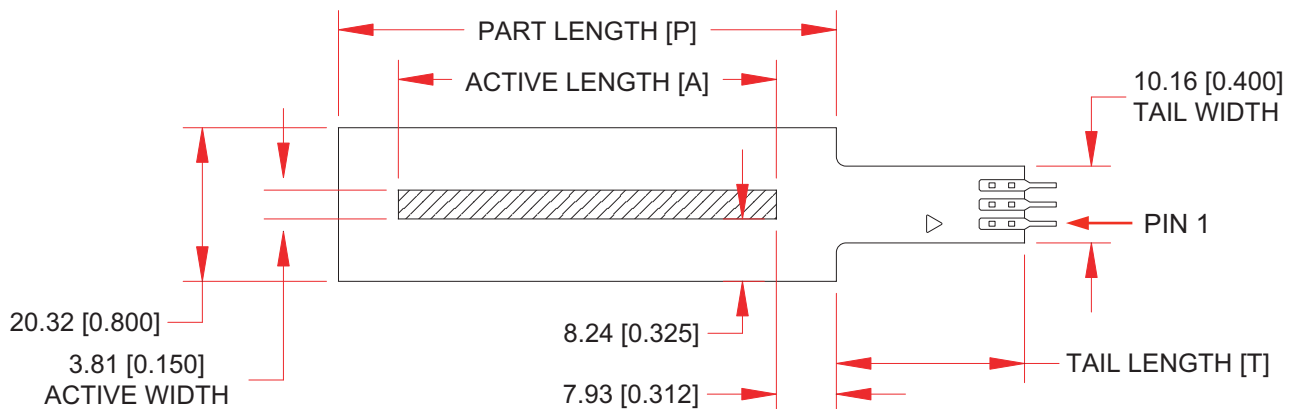
- Operating Temperature: up to +85°C
- IP Rating of Active Area: IP64

## Electrical Specifications

- Resistance - Standard: 10k Ohms (lengths >300mm = 20k Ohms)
- Resistance - Custom: 5k to 500k Ohms
- Resistance Tolerance:  $\pm 20\%$
- Effective Electrical Travel: 8 to 1200mm
- Resolution: Depends on the exterior magnet strength and distance to the MagnetoPot
- Power Rating: 0.50 Watt continuous, 1 Watt Peak
- Dielectric Value: No affect @ 500VAC for 1 minute
- Independant Linearity:  $\pm 5\%$  ( $\pm 1\%$  available)
- Hysteresis: 3mm\*

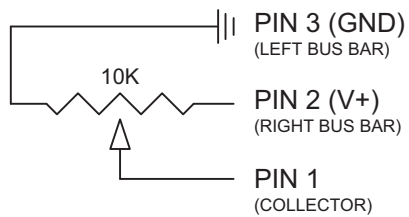
**\*Please note** that the hysteresis is directly affected by the drive magnet size, strength, and distance from the internal magnet.

## Dimensional Diagram - Stock Linear MagnetoPots

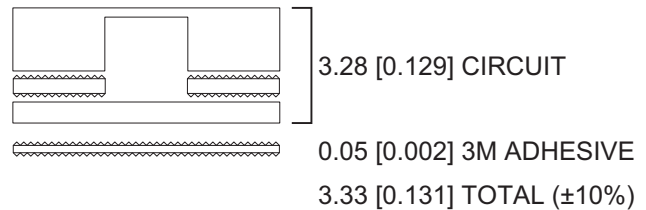


A	12.50mm 0.492"	25.00mm 0.984"	50.00mm 1.969"	100.00mm 3.937"	150.00mm 5.906"	171.89mm 6.768"	200.00mm 7.874"	300.00mm 11.811"	400.00mm 15.748"	500.00mm 19.685"	750.00mm 29.528"	1000.00mm 39.370"
P	28.36mm 1.117"	40.86mm 1.609"	65.86mm 2.593"	115.86mm 4.562"	165.86mm 6.531"	185.86mm 7.318"	215.86mm 8.499"	315.86mm 12.436"	415.86mm 16.373"	515.86mm 20.310"	765.86mm 30.153"	1015.86mm 39.995"
T	12.70mm 0.500"		24.89mm 0.980"									

## Electrical Schematic




## Material Cross-Section



## How to Order - MagnetoPots

MP1	L	0050	103	5%	ST
<b>Series</b>	<b>Model</b>	<b>Active Length</b>	<b>Resistance</b>	<b>Connectors</b>	
MP1 = MagnetoPot	L = Linear	0012 = 12,5mm 0025 = 25mm 0050 = 50mm 0100 = 100mm 0150 = 150mm 0172 = 172mm 0200 = 200mm 0300 = 300mm 0400 = 400mm 0500 = 500mm 0750 = 750mm 1000 = 1000mm	Active Lengths ≤ 300mm 103 = 10 KOhm Active Lengths > 300mm 203 = 20 KOhm	ST = Solder Tab MP = Male Pins RH = Receptacles w/Plain Housing RL = Receptacles w/Latch* Housing RD = Receptacles w/Detent* Housing  * Please note that the RL and RD style connectors are only available in one orientation. Please contact Spectra Symbol for more information.	
			<b>Ind. Linearity</b>		
			5% = ±5%		


## Standard Connector Options



Crimpflex Solder Tab (ST)




Crimpflex Short Male Pins (MP)



Crimpflex Female Receptacles with a Plain Housing (RH)



Crimpflex Female Receptacles with a Latch Housing (RL)



Crimpflex Female Receptacles with a Detent Housing (RD)

## Customization

Customize the size and shape. Such custom requests, for example, can be: custom lengths 10mm-1200mm; custom rotary diameters, etc. Spectra Symbol would be glad to quote your custom application, just contact us at [sales@spectrasymbol.com](mailto:sales@spectrasymbol.com) or (888)795-2283.

## How It Works

The MagnetoPot is simple, yet elegant in its ability to track motion in a contactless manner. A magnet on the inside of a cylinder, or a magnet on the opposing side of a motion device will guide the built-in magnetics of the MagnetoPot for position location through a potentiometric output.

The MagnetoPot is a sealed potentiometer, in the membrane potentiometer tradition, yet it does not require a wiper/actuator to connect the collector and the resistor. Instead, the MagnetoPot is controlled by an outside magnet, which attracts the magnetic forces within the MagnetoPot to connect to the linear resistor and give linear potentiometer feedback.

The wiper inside the sealed pot is magnetic or ferromagnetic, and will only perform if connected with an exterior magnet.

As opposed to a magnetically-based Reed Switch, which gives simply “open” or “close” signals, the MagnetoPot gives the full linear travel of a hydraulic or pneumatic cylinder.

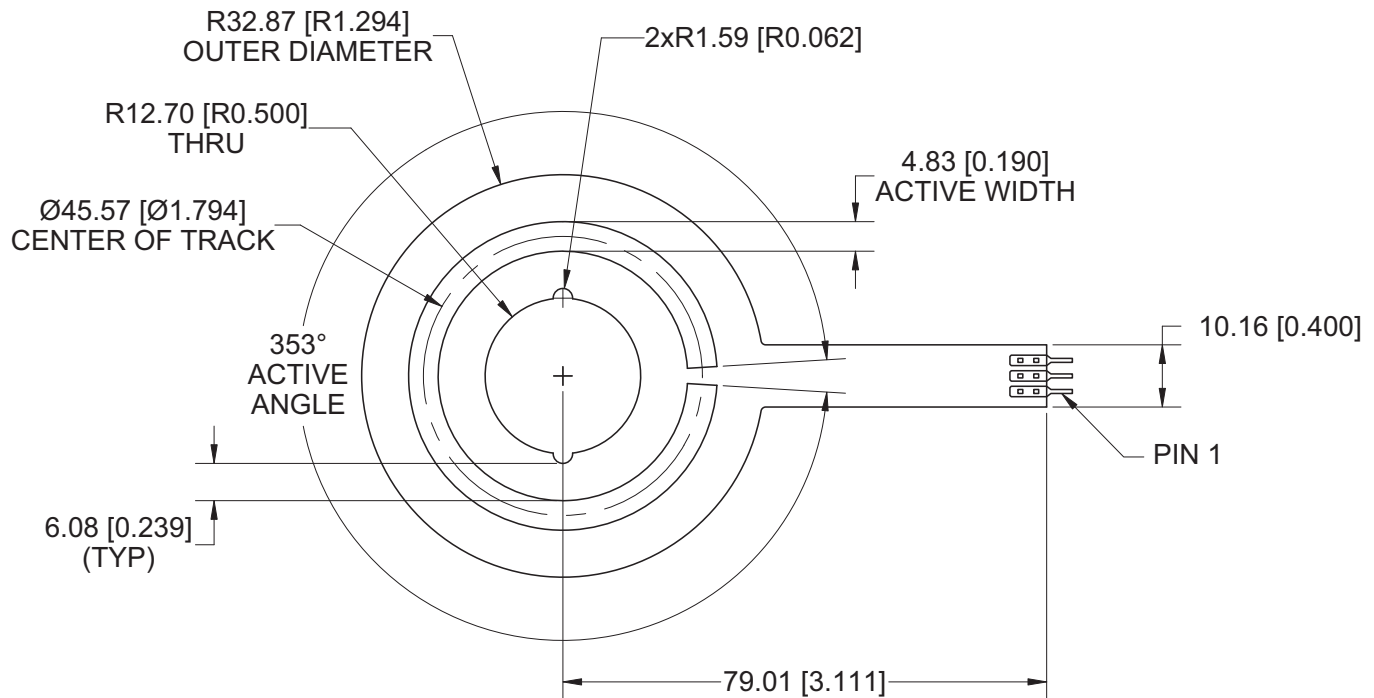
In liquid level applications, the MagnetoPot can attach to the outside of a liquid tank and give position of the magnet inside the float. No water ingress, no wearing of the part by environment, because the MagnetoPot is outside of the tank.

## Design and Construction

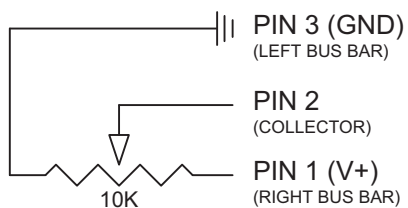
The MagnetoPot is made of polyester, fiberglass and kapton, depending on the specification required. It functions as a voltage divider, a resistor or rheostat, as desired by the end-user. By bringing the exterior magnet into a proximity necessary to connect with the internal magnetic attractors, the operator can obtain linear position sensing based on the location of the exterior magnet. As the exterior magnet moves, so does the electrical output of the MagnetoPot.

The MagnetoPot should not be mounted to a ferromagnetic surface.

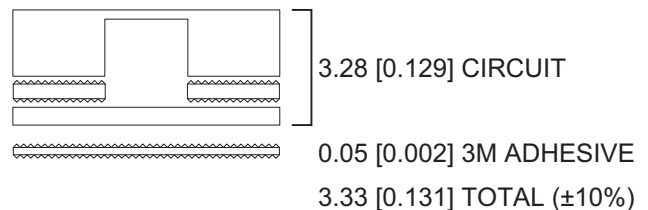
## Diagram - Stock Rotary MagnetoPot



### Electrical Schematic



### Material Cross-Section



## How to Order - Rotary MagnetoPot

MP1	—	R	—	0046	/	0353	—	103	—	5%	—	ST
Series		Model		Center of Active Track		Active Angle		Resistance		Connectors		
MP1 = MagnetoPot		R = Rotary		0046 = 45.57mm		0353 = 353°		103 = 10 KOhm		ST = Solder Tab MP = Male Pins RH = Receptacles w/Plain Housing RL = Receptacles w/Latch Housing RD = Receptacles w/Detent Housing		
								Ind. Linearity				
								5% = ±5%				

# AMEYA360

Components Supply Platform

Authorized Distribution Brand :



Website :

Welcome to visit [www.ameya360.com](http://www.ameya360.com)

Contact Us :

➤ Address :

401 Building No.5, JiuGe Business Center, Lane 2301, Yishan Rd  
Minhang District, Shanghai , China

➤ Sales :

Direct     +86 (21) 6401-6692  
Email      amall@ameya360.com  
QQ         800077892  
Skype      ameyasales1 ameyasales2

➤ Customer Service :

Email      service@ameya360.com

➤ Partnership :

Tel         +86 (21) 64016692-8333  
Email      mkt@ameya360.com