

ED Series




- DC output Solid State Relay in an Industry standard EMR plug in package
- Ratings of 5 Amps
- Load voltage range of 1-48 and 1-80 VDC
- Fits standard DIN rail & PCB mountable sockets
- LED input status indicator
- AC or DC control
- cUL Recognized, IEC Rated, CE & RoHS Compliant
- Motor Controller Rated

PRODUCT SELECTION

| Description | 5 A | 5 A |
|--------------------|--------|--------|
| 5-15 VDC Control | ED06D5 | ED10D5 |
| 18-32 VDC Control | ED06C5 | ED10C5 |
| 48-72 VDC Control | ED06F5 | ED10F5 |
| 18-36 VAC Control | ED06E5 | ED10E5 |
| 90-140 VAC Control | ED06B5 | ED10B5 |

AVAILABLE OPTIONS



● Required for valid part number

● For options only and not required for valid part number

OUTPUT SPECIFICATIONS DC Output (1)

| Description | 5 A | 5 A |
|---|------|------|
| Operating Voltage [VDC] (2) | 1-48 | 1-80 |
| Maximum Load Current, UL 508 Resistive, [A _{dc}] | 5 | 5 |
| Maximum Load Current, IEC 60947-4-1 DC-1, DC-3 [A _{dc} , FLA] | 5 | 5 |
| Maximum Load Current UL 508 Motor Controller [FLA] (3) | 2.0 | 2.0 |
| Minimum Load Current [A _{dc}] | 0.1 | 0.1 |
| Maximum Off-State Leakage Current @ Rated Voltage [μA] | 20 | 20 |
| Maximum On-State Voltage Drop @ Rated Current and 40°C [V _{dc}] | 0.3 | 0.3 |
| Maximum Surge Current (10ms) [A _{dc}] | 60 | 60 |
| Maximum PWM [Hz] (4) | 500 | 500 |

INPUT SPECIFICATIONS (1)

| Description | EDxxD5 | EDxxC5 | EDxxF5 | EDxxE5 | EDxxB5 |
|--------------------------------|----------|-----------|-----------|-----------|------------|
| Control Voltage Range | 5-15 VDC | 18-32 VDC | 48-72 VDC | 18-36 VAC | 90-140 VAC |
| Minimum Turn-On Voltage | 5 VDC | 18 VDC | 48 VDC | 18 VAC | 90 VAC |
| Minimum Turn-Off Voltage | 1.3 VDC | 2 VDC | 4 VDC | 4 VAC | 11 VAC |
| Maximum Reverse Voltage | 3 VDC | 3 VDC | 3 VDC | N/A | N/A |
| Minimum Input Current [mA] | 11 | 10.7 | 10.8 | 12 | 7.3 |
| Maximum Input Current [mA] | 42.8 | 19.7 | 16.3 | 25.3 | 10.9 |
| Nominal Input Impedance [ohms] | 350 | 1.6K | 4.4K | 1.5K | 12.5K |
| Maximum Turn-On Time [msec] | 0.6 | 0.6 | 0.6 | 0.6 | 0.6 |
| Maximum Turn-Off Time [msec] | 0.3 | 0.3 | 0.3 | 0.3 | 0.3 |

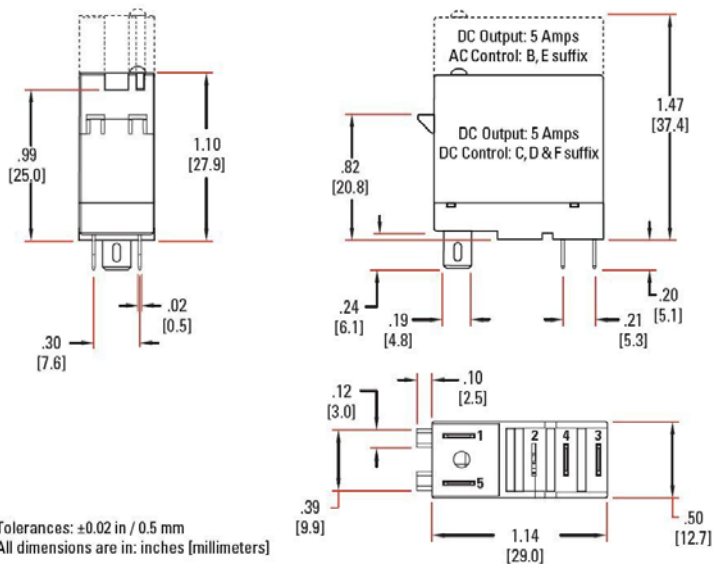
GENERAL SPECIFICATIONS (1)

| Description | Parameters |
|---|---------------------------------|
| Dielectric Strength, Input/Output (50/60Hz) | 2500 Vrms |
| Minimum Insulation Resistance (@ 500 V DC) | 10 ⁹ Ohms |
| Maximum Capacitance, Input/Output | 10 pF |
| Ambient Operating Temperature Range | -30°C to 80°C |
| Ambient Storage Temperature Range | -40°C to 125°C |
| Weight (typical) | 0.71 oz. (30 g) |
| Maximum Humidity | 85% non-condensing |
| Housing Material | PBT 30% GF, UL94 V-0 |
| Terminals Material | Copper w/Sulfamet Nickel finish |

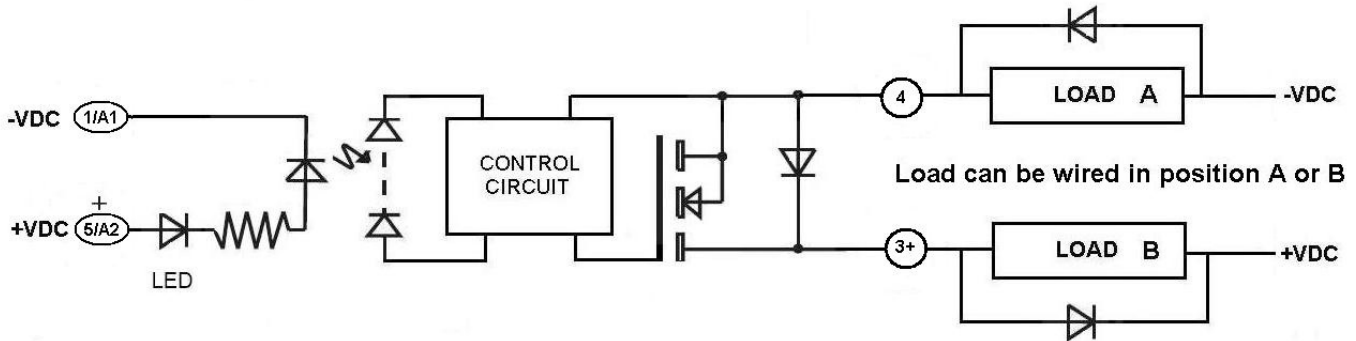
GENERAL NOTES

- 1) All parameters at 25°C unless otherwise specified.
- 2) Maximum Rated voltage for ED06xx is 60 VDC and 100 VDC for ED10xx
- 3) Maximum Motor Controller current is 1.5 FLA for EDxxB5 and EDxxE5
- 4) PWM does not apply to EDxxB5 and EDxxE5

MECHANICAL SPECIFICATIONS

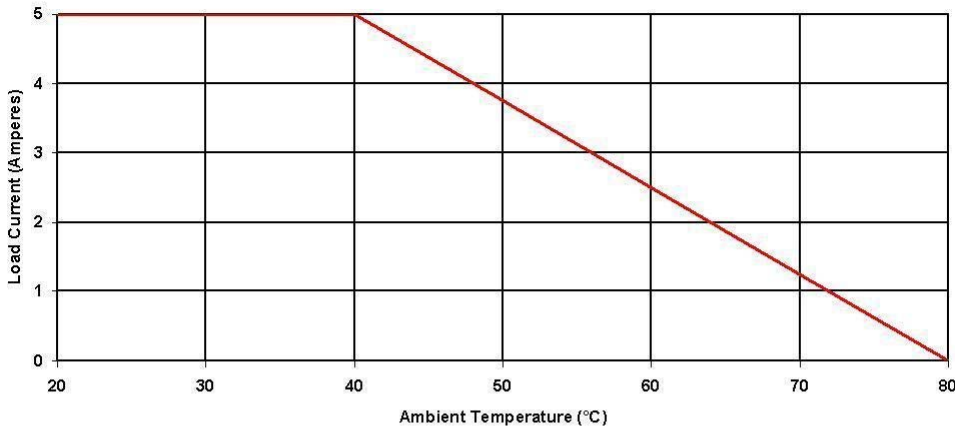


WIRING DIAGRAM



THERMAL DERATE INFORMATION

DERATING CURVE: EDxxx5



Above curve is based on a minimum spacing between parts of 16mm. Maximum current @ 0mm spacing is 3A.
Derating Value: ED06x5, ED10x5 = 0.125A per mm

Derating based on Relay air gap:
Example: 10mm spacing with a ED06D5 SSR

1. Subtract spacing from the minimum required spacing of the part (16mm) to get the correction value.
 $16 - 10 = 6$
2. Multiply air gap derating value found above with correction value.
 $0.125 \times 6 = 0.75A$

Now using this final number we can figure out what the maximum current the relay can carry with 10mm spacing @ 60°C Ambient.

3. Using the Ambient Derating Curve above find the current for the 5A model @ 60°C. In this case that value is 2.5A.
4. Subtract the value above (0.75A) from 2.5A.
 $2.5 - 0.75 = 1.75A$

The maximum current you can switch with the ED06D5 with a 10mm air gap between relays @ 60°C ambient is 1.75A

AGENCY APPROVALS

Designed in accordance with the requirements of IEC 62314
IEC 61000-4-2 : Electrostatic Discharge Level 1 – Criteria A
IEC 61000-4-4 : Electrically Fast Transients Level 2 – Criteria B
IEC 61000-4-5 : Electrical Surges Level 3 – Criteria B



Rev 020113

ACCESSORIES

ED Series Accessories

DRSED



DIN Rail Mountable Socket


Part no.: DRSED
Fingersafe IP10 DIN rail mountable socket to mount ED series relays onto standard 35 mm DIN rail. Rated at 250 V AC/DC, 12 Amps. The DRSED includes M3 Combo screws.


PCBSED



PC Board Mountable Socket

Part no.: PCBSED
PC Board mountable socket for ED series relays. Rated at 250 V AC/DC, 12 Amps. Suggested Pin-out hole diameter: 1.0 mm

|  DANGER / PELIGRO / DANGER /GEFAHR / PERICOLO / PERIGO | | | | | |
|--|--|---|---|---|---|
| <p>HAZARD OF ELECTRIC SHOCK, EXPLOSION, OR ARC FLASH.</p> <ul style="list-style-type: none"> • Disconnect all power before installing or working with this equipment. • Verify all connections and replace all covers before turning on power. <p>Failure to follow these instructions will result in death or serious injury.</p> | <p>RIESGO DE DESCARGA ELECTRICA O EXPLOSION.</p> <ul style="list-style-type: none"> • Desconectar todos los suministros de energia a este equipo antes de trabajar con este equipo. • Verificar todas las conexiones y colocar todas las tapas antes de energizar el equipo. <p>El incumplimiento de estas instrucciones puede provocar la muerte o lesiones serias.</p> | <p>RISQUE DE DESCARGE ELECTRIQUE OU EXPLOSION</p> <ul style="list-style-type: none"> • Eteindre toutes les sources d'énergie de cet appareil avant de travailler dessus de cet appareil • Vérifier tous connections, et remettre tous couverts en place avant de mettre sous <p>De non-suivi de ces instructions provoquera la mort ou des lésions sérieuses.</p> | <p>GEFAHR EINES ELEKTRISCHEN SCHLAGES ODER EINER EXPLOSION.</p> <ul style="list-style-type: none"> • Stellen Sie jeglichen Strom ab, der dieses Gerät versorgt, bevor Sie an dem Gerät Arbeiten durchführen • Vor der Inbetriebnahme alle Anschlüsse überprüfen und alle Gehäuseteile montieren. <p>Unterlassung dieser Anweisungen können zum Tode oder zu schweren Verletzungen führen.</p> | <p>RISCHIO DI SCOSSA ELETTRICA O DELL'ESPLOSIONE.</p> <ul style="list-style-type: none"> • Spenga tutta l'alimentazione e che fornisce questa apparecchiatura prima del lavorare a questa apparecchiatura • Verificare tutti i collegamenti e sostituire tutte le coperture prima della rotazione sull'alimentazione <p>L'omissione di seguire queste istruzioni provocherà la morte o di lesioni serie</p> | <p>RISCO DE DESCARGA ELÉTRICA OU EXPLOÇÃO</p> <ul style="list-style-type: none"> • Desconectar o equipamento de toda a energia antes de instalar ou trabalhar com este equipamento • Verificar todas as conexões e recolocar todas as tampas antes de religar o equipamento <p>O não cumprimento destas instruções pode levar à morte ou lesões sérias.</p> |

|  WARNING / AVERTISSEMENT / WARNUNG /ADVERTENCIA / AVVERTENZA / AVISO | | |
|---|--|---|
| <p>RISK OF MATERIAL DAMAGE AND HOT ENCLOSURE</p> <ul style="list-style-type: none"> • The product's side panels may be hot, allow the product to cool before touching. • Follow proper mounting instructions including torque values. • Do not allow liquids or foreign objects to enter this product. <p>Failure to follow these instructions can result in serious injury, or equipment damage.</p> | <p>RISQUE DE DOMMAGE MATERIEL ET DE SURCHAUFFE DU BOITIER</p> <ul style="list-style-type: none"> • Les panneaux latéraux du produit peuvent être chauds. Laissez le produit refroidir avant de le toucher. • Respecter les consignes de montage, et notamment les couples de serrage. • Ne pas laisser pénétrer de liquide ni de corps étrangers à l'intérieur du produit. <p>Le non-respect de cette directive peut entraîner, des lésions corporelles graves ou des dommages matériels.</p> | <p>GEFAHR VON MATERIALSCHÄDEN UND GEHÄUSEERHITZUNG</p> <ul style="list-style-type: none"> • Die Seitenwände können heiß sein. Lassen Sie das Produkt abkühlen, bevor Sie es berühren. • Beachten Sie die Montageanweisungen, • Führen Sie keine Flüssigkeiten oder Fremdkörper in das Produkt ein. <p>Die Nichtbeachtung dieser Anweisung kann Körperverletzung oder Materialschäden zur Folge haben.</p> |
| <p>RIESGO DE DAÑOS MATERIALES Y DE SOBRECIENTAMIENTO DE LA UNIDAD</p> <ul style="list-style-type: none"> • Los paneles laterales del producto pueden estar calientes. Esperar que el producto se enfríe antes de tocarlo. • Respetar las instrucciones de montaje, y en particular los pares de apretado. • No dejar que penetren líquidos o cuerpos extraños en el producto. <p>Si no se respetan estas precauciones pueden producirse graves lesiones, daños materiales.</p> | <p>RISCHIO DI DANNI MATERIALI E D'INVOLUCRO CALDO</p> <ul style="list-style-type: none"> • I pannelli laterali dell'apparecchio possono scottare; lasciar quindi raffreddare il prodotto prima di toccarlo. • Seguire le istruzioni di montaggio corrette. • Non far entrare liquidi o oggetti estranei in questo apparecchio. <p>La mancata osservanza di questa precauzione può causare gravi rischi per l'incolumità personale o danni alle apparecchiature.</p> | <p>RISCO DE DANO MATERIAL E DE AQUECIMENTO</p> <ul style="list-style-type: none"> • Os painéis laterais do produto podem estar quentes; dê tempo ao produto para arrefecer antes de lhe tocar. • Siga devidamente as instruções de montagem. • Não permita a entrada de líquidos e de objectos estranhos no produto. <p>A não observância destas precauções pode provocar a morte, ferimentos graves ou danos materiais.</p> |

The environmental information disclosed in this annex including the EIP Pollution logo are in compliance with People's Republic of China Electronic Industry Standard SJ/T11364 – 2006, Marking for Control of Pollution Caused by Electronic Information Products.

| Part Name | Toxic or hazardous Substance and Elements | | | | | |
|-------------------|---|--------------|--------------|-------------------------------|--------------------------------|---------------------------------------|
| | Lead (Pb) | Mercury (Hg) | Cadmium (Cd) | Hexavalent Chromium (Cr (VI)) | Polybrominated biphenyls (PBB) | Polybrominated diphenyl ethers (PBDE) |
| Semiconductor die | X | 0 | 0 | 0 | 0 | 0 |
| Solder | X | 0 | 0 | 0 | 0 | 0 |

此附件所标示的包括电子信息产品污染图标的环境信息符合中华人民共和国电子行业标准 **SJ/T11364 - 2006**, 电子信息产品污染控制标识要求



| 部件名称 | 有毒有害物质或元素 | | | | | |
|-------|-----------|--------|--------|---------------|------------|--------------|
| | 铅 (Pb) | 汞 (Hg) | 镉 (Cd) | 六价铬 (Cr (VI)) | 多溴联苯 (PBB) | 多溴二苯醚 (PBDE) |
| 半导体芯片 | X | 0 | 0 | 0 | 0 | 0 |
| 焊接点 | X | 0 | 0 | 0 | 0 | 0 |

AMEYA360

Components Supply Platform

Authorized Distribution Brand :



Website :

Welcome to visit www.ameya360.com

Contact Us :

➤ Address :

401 Building No.5, JiuGe Business Center, Lane 2301, Yishan Rd
Minhang District, Shanghai , China

➤ Sales :

Direct +86 (21) 6401-6692

Email amall@ameya360.com

QQ 800077892

Skype [ameyasales1](#) [ameyasales2](#)

➤ Customer Service :

Email service@ameya360.com

➤ Partnership :

Tel +86 (21) 64016692-8333

Email mkt@ameya360.com