








## 3M™ Workstation Products Selection Guide

| Image   | Product No.            | Description  |
|---|------------------------|--|
|    | 3047                   | Common Point Grounding System, 10 ft. (3 m) to ground workstation components. Single-row, six-terminal strip, protective cover, three cable clips. Ground cord has a 1 megohm resistor.  |
|    | 3048                   | Grounding System for 3M™ Wrist Strap/Table Mat. Easily snaps onto mats and runners, (10 mm snap); grounds two single conductor wrist straps. Comes complete with ring connector and 15 ft. (4.6 m) ground cord. Ground cord has a 1 megohm resistor for mat connection only.   |
|    | LPCGC151M<br>LPCGC150M | This low profile common point ground cord is less obtrusive in the work area. The system connects two wrist straps and a work surface to ground. Holes are provided for permanent mounting to a bench. Available with either a 3/8 in. (10 mm) stud or socket that securely snaps the cord to the mat. A ring terminal connects the opposite end of the 15 ft. (4.6 m) cord to ground. |
|    | 3050                   | Snap Fastener, female, 10 mm diameter. For 3M™ Table and Floor Mats and Runners 8200 Series.   |
|    | 3051                   | Ground Cord with center snap for standard field service kits. Wrist strap cord section 10 ft. (3.0 m) and ground cord section 5 ft. (1.5 m). Each contains a 1 megohm resistor.  |
|   | 3057                   | Monitor Stand-By Jack. Allows operator to disconnect a ground cord from the wrist band and leave the workstation without deactivating the 3M™ Wrist Strap Workstation Monitor 724 or 3M™ Static Monitor 790.   |
|  | SP3010                 | Soldering Tool. 3M's SP3010 Soldering Tool will help you form component leads, probe circuit cards, and chase wire and leads. Tough glass-filled nylon plastic makes this tool durable and long lasting.   |
|  | SNAPTOOL               | This simple-to-use tool attaches snaps to static mats. Three easy steps give you a secure snap with good electrical connection. Rugged and rust resistant, the snap tool allows you to put a grounding snap right where you need it.   |
|  | SNAPSOCKET3/8          | Socket snaps are held in place by crimping the tip of an eyelet through the center of the socket with a snap tool. This traps the mat between the socket on the top of the mat and the eyelet on the back of the mat. 10 sockets and eyelets are included in each pack. Use with SNAPTOOL.   |
|  | SNAPSTUD3/8            | Stud snaps are held in place by crimping the tip of an eyelet through the center of the stud with a snap tool. This traps the mat between the stud on the top of the mat and the eyelet on the back of the mat. 10 studs and eyelets are included in each pack. Use with SNAPTOOL.   |
|  | FPSNAP                 | Prong clinch snaps are held in place by putting the prongs through the mat and crimping them on the bottom of the mat. No special tools are needed.  |

# AMEYA360

Components Supply Platform

Authorized Distribution Brand :



Website :

Welcome to visit [www.ameya360.com](http://www.ameya360.com)

Contact Us :

➤ Address :

401 Building No.5, JiuGe Business Center, Lane 2301, Yishan Rd  
Minhang District, Shanghai , China

➤ Sales :

Direct      +86 (21) 6401-6692  
Email        amall@ameya360.com  
QQ          800077892  
Skype        ameyasales1 ameyasales2

➤ Customer Service :

Email        service@ameya360.com

➤ Partnership :

Tel          +86 (21) 64016692-8333  
Email        mkt@ameya360.com