





## 396 Series, TE5® Time-Lag Fuse



### Agency Approvals

Agency	Agency File Number	Ampere Range
	E67006	0.05A - 6.3A
	E67006	0.05A - 6.3A
	JET1896-31007-1005	1A - 5A

### Electrical Characteristics

% of Ampere Rating	Opening Time
200%	60 Seconds, <b>Max.</b>

### Description

The 396 Series TE5® fuses are time-lag type, 125V rated, and are designed in accordance to UL 248-14.

### Features

- Halogen free, Lead-free and RoHS compliant
- Reduced PCB space requirements
- Direct solderable or plug-in versions
- Internationally approved
- Low internal resistance
- Shock safe casing
- Vibration resistant
- Available from 0.05A to 6.3A

### Applications

- Battery chargers
- Consumer Electronics
- Power supplies
- Industrial controllers

### Additional Information



Datasheet






Resources



Samples

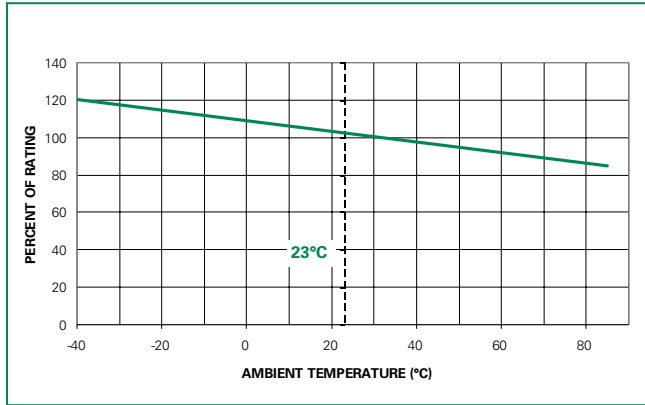
### Electrical Characteristics

Amp Code	Rated Current	Voltage Rating	Breaking Capacity	Nominal Cold Resistance (Ohms)	Voltage Drop 1.0xI <sub>N</sub> max. (mV)	Power Dissipation 1.0xI <sub>N</sub> max. (mW)	Melting Integral 10xI <sub>N</sub> max. (A <sup>2</sup> s)	Agency Approvals		
										
0050	50mA	125V	100A@125 VAC	12.5000	900	45	0.011	x	x	
0063	63mA	125V		8.7900	800	50	0.017	x	x	
0080	80mA	125V		6.0090	700	55	0.02	x	x	
0100	100mA	125V		3.8400	600	60	0.04	x	x	
0125	125mA	125V		2.9000	550	70	0.05	x	x	
0160	160mA	125V		1.7700	480	80	0.09	x	x	
0200	200mA	125V		1.2000	390	80	0.14	x	x	
0250	250mA	125V		0.7500	350	90	0.26	x	x	
0315	315mA	125V		0.5450	300	95	0.32	x	x	
0400	400mA	125V		0.3750	250	100	0.58	x	x	
0500	500mA	125V		0.2470	220	110	0.86	x	x	
0630	630mA	125V		0.1850	210	135	1.15	x	x	
0800	800mA	125V		0.1250	160	130	1.92	x	x	
1100	1.00A	125V		0.0868	155	155	3.25	x	x	x
1125	1.25A	125V		0.0666	145	185	4.69	x	x	x
1160	1.60A	125V		0.0502	130	210	6.76	x	x	x
1200	2.00A	125V		0.0398	125	250	11.90	x	x	x
1250	2.50A	125V		0.0297	120	300	17.81	x	x	x
1315	3.15A	125V		0.0216	110	350	26.29	x	x	x
1400	4.00A	125V		0.0164	110	400	38.40	x	x	x
1500	5.00A	125V	0.0112	95	475	71.25	x	x	x	
1630	6.30A	125V	0.0087	95	570	144.87	x	x	x	

Notes:

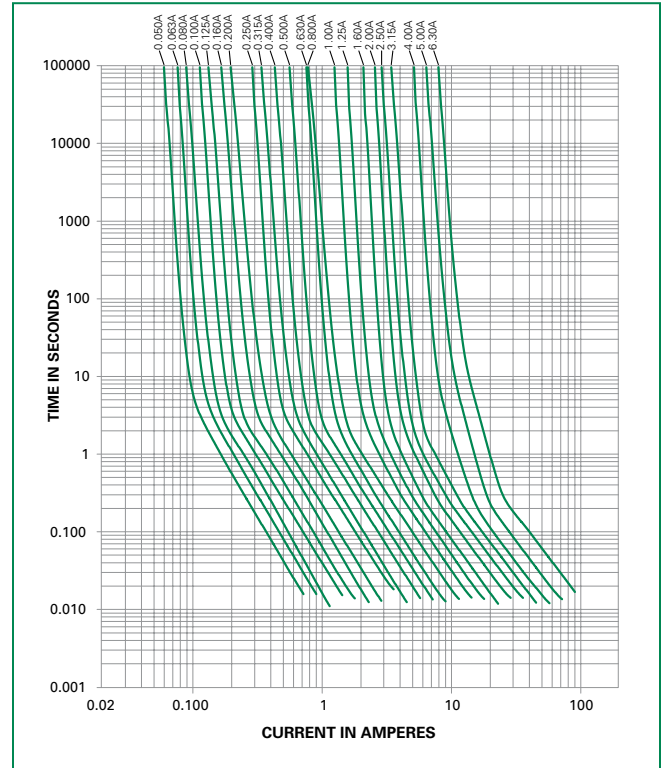
- 1) 1.00 means the number one with two decimal places. 1,000 means the number one thousand.
- 2) Resistance is measured at 10% of rated current, 25°C.

## Temperature Re-rating Curve

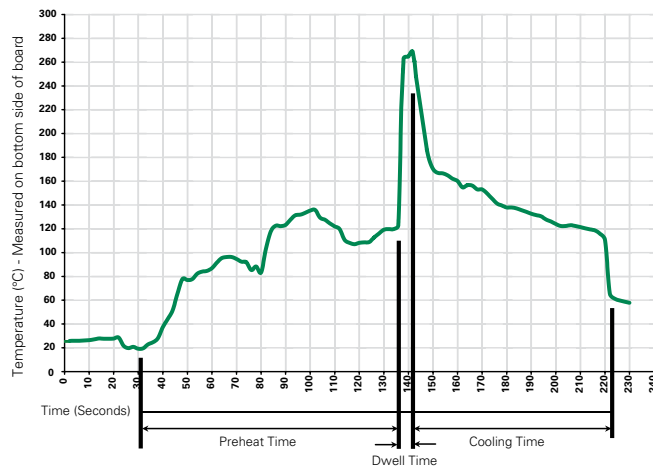


Note:  
1. Rerating depicted in this curve is in addition to the standard derating of 25% for continuous operation.

## Average Time Current Curves



## Soldering Parameters - Wave Soldering



### Recommended Process Parameters:

Wave Parameter	Lead-Free Recommendation
<b>Preheat:</b> (Depends on Flux Activation Temperature)	(Typical Industry Recommendation)
Temperature Minimum:	100°C
Temperature Maximum:	150°C
Preheat Time:	60-180 seconds
<b>Solder Pot Temperature:</b>	260°C Maximum
<b>Solder Dwell Time:</b>	2-5 seconds

### Recommended Hand-Solder Parameters:

Solder Iron Temperature: 350°C +/- 5°C  
Heating Time: 5 seconds max.

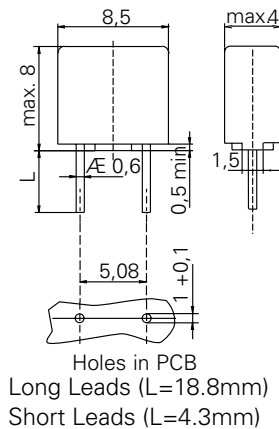
**Note: These devices are not recommended for IR or Convection Reflow process.**

### Product Characteristics

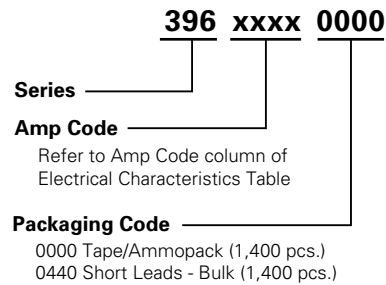
<b>Materials</b>	Base/Cap: Brown Thermoplastic Polyamide PA 6.6, UL 94 V-0 Round Pins: Copper, Tin-plated
<b>Lead Pull Strength</b>	10 N (IEC 60068-2-21)
<b>Solderability</b>	260°C, ≤ 3s. (Wave) 350°C, ≤ 1s. (Soldering Iron)
<b>Soldering Heat Resistance</b>	260°C, 10s. (IEC 60068-2-20) 350°C, 3s. (Soldering Iron)

<b>Operating Temperature</b>	-40°C to +85°C (Consider re-rating)
<b>Climatic Category</b>	-40°C to +85°C/21 days (IEC 60068-1,-2-1,-2-2,-2-78)
<b>Stock Conditions</b>	+10°C to +60°C RH ≤ 75% yearly average, without dew, maximum value for 30 days-95%
<b>Vibration Resistance</b>	24 cycles at 15 min. each (IEC 60068-2-6) 10 - 60Hz at 0.75mm amplitude 60 - 2000Hz at 10g acceleration

### Dimensions



### Part Numbering System



### Packaging

Packaging Option	Packaging Specification	Quantity	Quantity & Packaging Code	Taping Width
<b>396 Series</b>				
Tape & Ammopack	N/A	1,400	0000	N/A
Short Leads	N/A	1,400	0440	N/A

# AMEYA360

## Components Supply Platform

Authorized Distribution Brand :



Website :

Welcome to visit [www.ameya360.com](http://www.ameya360.com)

Contact Us :

➤ Address :

401 Building No.5, JiuGe Business Center, Lane 2301, Yishan Rd  
Minhang District, Shanghai , China

➤ Sales :

Direct +86 (21) 6401-6692

Email [amall@ameya360.com](mailto:amall@ameya360.com)

QQ 800077892

Skype [ameyasales1](#) [ameyasales2](#)

➤ Customer Service :

Email [service@ameya360.com](mailto:service@ameya360.com)

➤ Partnership :

Tel +86 (21) 64016692-8333

Email [mkt@ameya360.com](mailto:mkt@ameya360.com)