



Micro Commercial Components



Micro Commercial Components
20736 Marilla Street Chatsworth
CA 91311
Phone: (818) 701-4933
Fax: (818) 701-4939

DTA114TUA

Features

- Lead Free Finish/RoHS Compliant ("P" Suffix designates RoHS Compliant. See ordering information)
- Epoxy meets UL 94 V-0 flammability rating
- Moisture Sensitivity Level 1
- Built-in bias resistors enable the configuration of an inverter circuit without connecting external input resistors (see equivalent circuit)
- The bias resistors consist of thin-film resistors with complete isolation to allow negative biasing of the input. They also have the advantage of almost completely eliminating parasitic effects
- Only the on/off conditions need to be set for operation, making device design easy
- Halogen free available upon request by adding suffix "-HF"

Absolute Maximum Ratings

Parameter	Symbol	Value	Unit
Collector-Base Voltage	V_{CBO}	-50	V
Collector-Emitter Voltage	V_{CEO}	-50	V
Emitter-Base voltage	V_{EBO}	-5	V
Collector Current-Continuous	I_C	-100	mA
Collector Dissipation	P_C	200	mW
Junction Temperature Range	T_J	-55~150	°C
Storage Temperature Range	T_{STG}	-55~150	°C

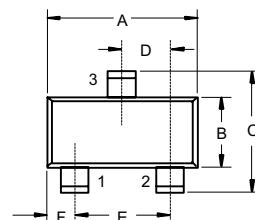
Electrical Characteristics

Sym	Parameter	Min	Typ	Max	Unit
$V_{(BR)CBO}$	Collector-Base Breakdown Voltage ($I_C=-50\mu A$, $I_E=0$)	-50	---	---	V
$V_{(BR)CEO}$	Collector-Emitter Breakdown Voltage ($I_C=-1mA$, $I_B=0$)	-50	---	---	V
$V_{(BR)EBO}$	Emitter-Base Breakdown Voltage ($I_E=-50\mu A$, $I_C=0$)	-5	---	---	V
I_{CBO}	Collector Cut-off Current ($V_{CB}=-50V$, $I_E=0$)	---	---	-0.5	μA
I_{EBO}	Emitter Cut-off Current ($V_{EB}=-4V$, $I_C=0$)	---	---	-0.5	μA
h_{FE}	DC Current Gain ($V_{CE}=-5V$, $I_C=-1mA$)	100	250	600	---
$V_{CE(sat)}$	Collector-Emitter Saturation Voltage ($I_C=-10mA$, $I_B=-1mA$)	---	---	-0.3	V
R_1	Input Resistor	7	10	13	K Ω
f_T	Transition Frequency ($V_{CE}=-10V$, $I_C=-5mA$, $f=100MHz$)	---	250	---	MHz

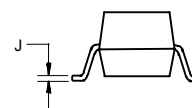
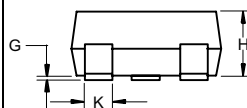
*Marking: 94

PNP Digital Transistor

SOT-323

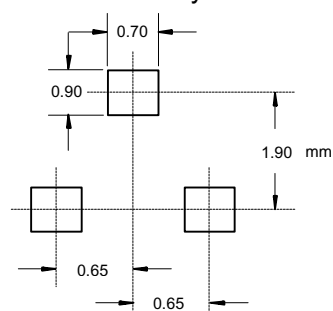


1: Base
2: Emitter
3: Collector



DIM	INCHES		MM		NOTE
	MIN	MAX	MIN	MAX	
A	.071	.087	1.80	2.20	
B	.045	.053	1.15	1.35	
C	.083	.096	2.10	2.45	
D	.026 Nominal		0.65Nominal		
E	.047	.055	1.20	1.40	
F	.012	.016	.30	.40	
G	.000	.004	.000	.100	
H	.035	.039	.90	1.00	
J	.004	.010	.100	.250	
K	.006	.016	.15	.40	

Suggested Solder Pad Layout



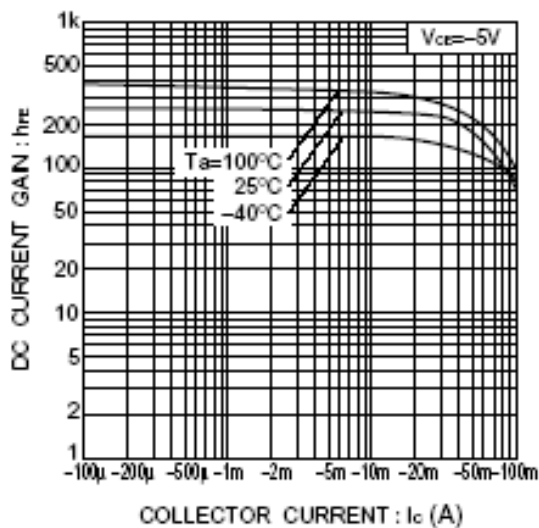


Fig.1 DC current gain vs. collector current

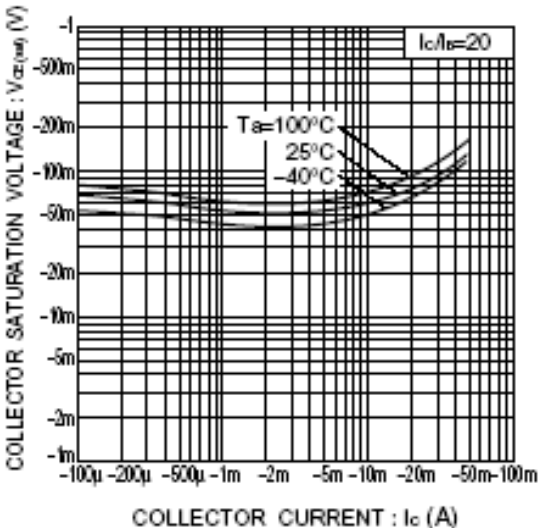
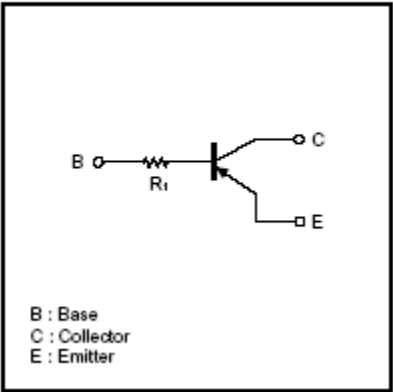


Fig.2 Collector-emitter saturation voltage vs. collector current

●Equivalent circuit



Ordering Information :

Device	Packing
Part Number-TP	Tape&Reel; 3Kpcs/Reel

Note : Adding "-HF" suffix for halogen free, eg. Part Number-TP-HF

IMPORTANT NOTICE

Micro Commercial Components Corp. reserves the right to make changes without further notice to any product herein to make corrections, modifications , enhancements , improvements , or other changes . **Micro Commercial Components Corp .** does not assume any liability arising out of the application or use of any product described herein; neither does it convey any license under its patent rights ,nor the rights of others . The user of products in such applications shall assume all risks of such use and will agree to hold **Micro Commercial Components Corp .** and all the companies whose products are represented on our website, harmless against all damages.

LIFE SUPPORT

MCC's products are not authorized for use as critical components in life support devices or systems without the express written approval of Micro Commercial Components Corporation.

CUSTOMER AWARENESS

Counterfeiting of semiconductor parts is a growing problem in the industry. Micro Commercial Components (MCC) is taking strong measures to protect ourselves and our customers from the proliferation of counterfeit parts. MCC strongly encourages customers to purchase MCC parts either directly from MCC or from Authorized MCC Distributors who are listed by country on our web page cited below. Products customers buy either from MCC directly or from Authorized MCC Distributors are genuine parts, have full traceability, meet MCC's quality standards for handling and storage. **MCC will not provide any warranty coverage or other assistance for parts bought from Unauthorized Sources.** MCC is committed to combat this global problem and encourage our customers to do their part in stopping this practice by buying direct or from authorized distributors.

AMEYA360

Components Supply Platform

Authorized Distribution Brand :



Website :

Welcome to visit www.ameya360.com

Contact Us :

➤ Address :

401 Building No.5, JiuGe Business Center, Lane 2301, Yishan Rd
Minhang District, Shanghai , China

➤ Sales :

Direct +86 (21) 6401-6692

Email amall@ameya360.com

QQ 800077892

Skype ameyasales1 ameyasales2

➤ Customer Service :

Email service@ameya360.com

➤ Partnership :

Tel +86 (21) 64016692-8333

Email mkt@ameya360.com