

"High Frequency Ceramic Solutions"

2450 MHz Band Pass Filter

P/N 2450BP15C100

Detail Specification: 06/21/06

Page 1 of 2

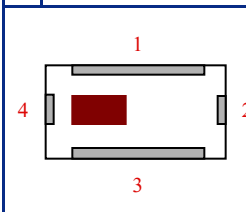
General Specifications

| | |
|--------------------|------------------------|
| Part Number | 2450BP15C100 |
| Frequency (MHz) | 2400 - 2500 |
| Attenuation (min.) | 25 dB @ 695 ~ 800MHz |
| Attenuation (min.) | 25 dB @ 1910MHz |
| Attenuation (min.) | 35 dB @ 3200MHz |
| Attenuation (min.) | 20 dB @ 4800 ~ 5000MHz |
| Attenuation (min.) | 20 dB @ 7200 ~ 7500MHz |

| | |
|-----------------------|--------------|
| Insertion Loss | 2.8 dB max. |
| Return Loss | 9.5 dB min. |
| Impedance | 50 Ω |
| Input Power | 500 mW max. |
| Operating Temperature | -40 to +85°C |
| Storage Temperature | -40 to +85°C |
| Reel Quantity | 4,000 |

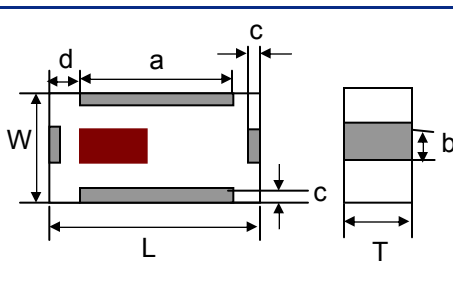
| | | | | |
|--------|-------------------|------------|---------------|-----------------------------|
| P/N | Packaging Style | Bulk | Suffix = S | Eg. 2450BP15C100S |
| | | T & R | Suffix = E | Eg. 2450BP15C100E |
| Suffix | Termination Style | 100% Tin | Suffix = None | Eg. 2450BP15C100(E or S) |
| | | Tin / Lead | Suffix = /Pb | Eg. 2450BP15C100(E or S)/Pb |

| Terminal Configuration | |
|------------------------|----------|
| No. | Function |
| 1 | GND |
| 2 | OUT |
| 3 | GND |
| 4 | IN |



Mechanical Dimensions

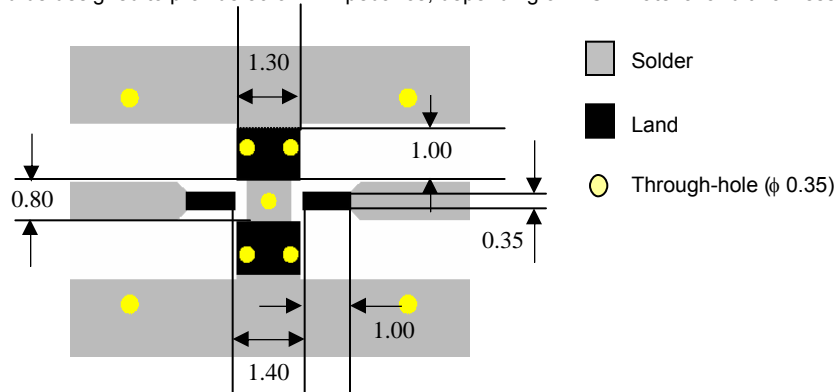
| | In | mm |
|---|---------------|-------------|
| L | 0.079 ± 0.006 | 2.00 ± 0.15 |
| W | 0.049 ± 0.004 | 1.25 ± 0.10 |
| T | 0.022 ± 0.004 | 0.55 ± 0.10 |
| a | 0.051 ± 0.006 | 1.30 ± 0.15 |
| b | 0.012 ± 0.006 | 0.30 ± 0.15 |
| c | 0.010 ± 0.006 | 0.25 ± 0.15 |
| d | 0.014 ± 0.006 | 0.35 ± 0.15 |



Mounting Considerations

Mount these devices with brown mark facing up.

* Line width should be designed to provide 50 ohm impedance, depending on PCB material and thickness



Units: mm

Johanson Technology, Inc. reserves the right to make design changes without notice.
All sales are subject to Johanson Technology, Inc. terms and conditions.



www.johansontechnology.com

931 Via Alondra • Camarillo, CA 93012 • TEL 805.389.1166 FAX 805.389.1821

2003 Johanson Technology, Inc. All Rights Reserved

"High Frequency Ceramic Solutions"

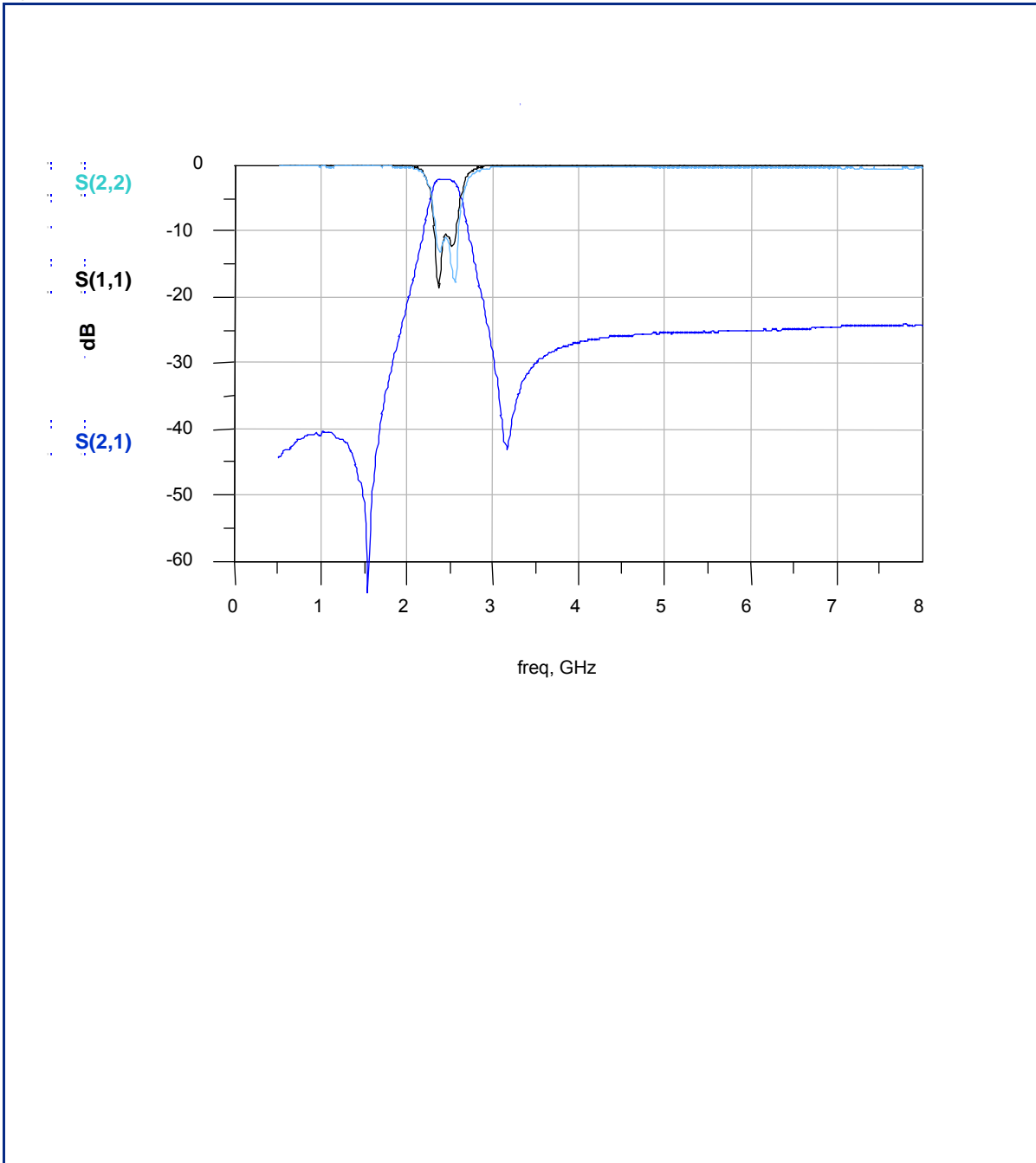
2450 MHz Band Pass Filter

P/N 2450BP15C100

Detail Specification: 06/21/06

Page 2 of 2

Typical Electrical Performance (T=25°C)



Johanson Technology, Inc. reserves the right to make design changes without notice.
All sales are subject to Johanson Technology, Inc. terms and conditions.



www.johansontechnology.com
931 Via Alondra • Camarillo, CA 93012 • TEL 805.389.1166 FAX 805.389.1821

2003 Johanson Technology, Inc. All Rights Reserved

AMEYA360

Components Supply Platform

Authorized Distribution Brand :



Website :

Welcome to visit www.ameya360.com

Contact Us :

➤ Address :

401 Building No.5, JiuGe Business Center, Lane 2301, Yishan Rd
Minhang District, Shanghai , China

➤ Sales :

Direct +86 (21) 6401-6692

Email amall@ameya360.com

QQ 800077892

Skype [ameyasales1](#) [ameyasales2](#)

➤ Customer Service :

Email service@ameya360.com

➤ Partnership :

Tel +86 (21) 64016692-8333

Email mkt@ameya360.com