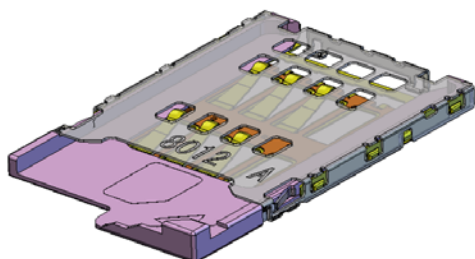
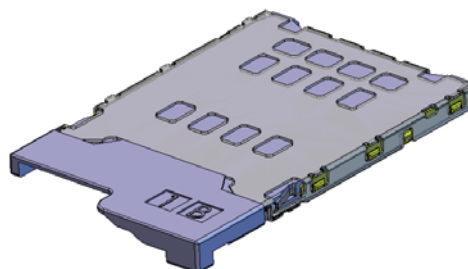


**NEW**  
PLUG IN SIM Card Connector  
compatible to GSM 11.11 Standard**SF8 Series**

CONNECTOR

MB-0194-1

January 2009

**RoHS Compliant**StandardReverse

SF8 Series is a tray type connector compatible with GSM 11.11 standard Plug in SIM card for GSM mobile phones.

(SIM: Subscriber Identification Module)

**Features**

- Tray type connector for GSM 11.11 standard Plug in SIM card
- Low profile structure, 1.55mm height, 16.65mm width, 19.3mm depth (26.2mm when card is inserted).
- Two types of mounting, normal (A type) and reverse (B type).
- Connector main body is provided in emboss (compatible to second reflow), tray provided in tray (tray is attached after mounting the main body).
- 4 portions of H/D ensures EMI/ESD countermeasure and gives consideration to prevention of instantaneous interruption caused by falling.
- Retention lock on tray provides click feeling when mated, and makes positioning easier and also prevents falling of tray.

**General Specification**

- |                                    |                             |
|------------------------------------|-----------------------------|
| •No. of Contacts: 6pos.            | •Rated Current: 10u A to 1A |
| •Contact Resistance: 100m ohm max. | •Insulation Resistance:     |
| •Dielectric Withstanding Voltage:  | 1000M ohm min.              |
| AC500Vr.m.s 1minute                | •Lifetime: 5000 times       |
| •Operating Temperature:            |                             |
| -40 Deg. C to +90 Deg. C           |                             |

## Materials and Finishes

Component	Material/Finish
Contact	Copper alloy/0.5u min. Au over Ni (contact area)
Housing	Glass filled LCP/none(UL94V-0)
Cover Frame	Stainless steel/none, Au plating over Ni (terminal portion only)
Tray	POM/none (UL94HB)

## Ordering Information

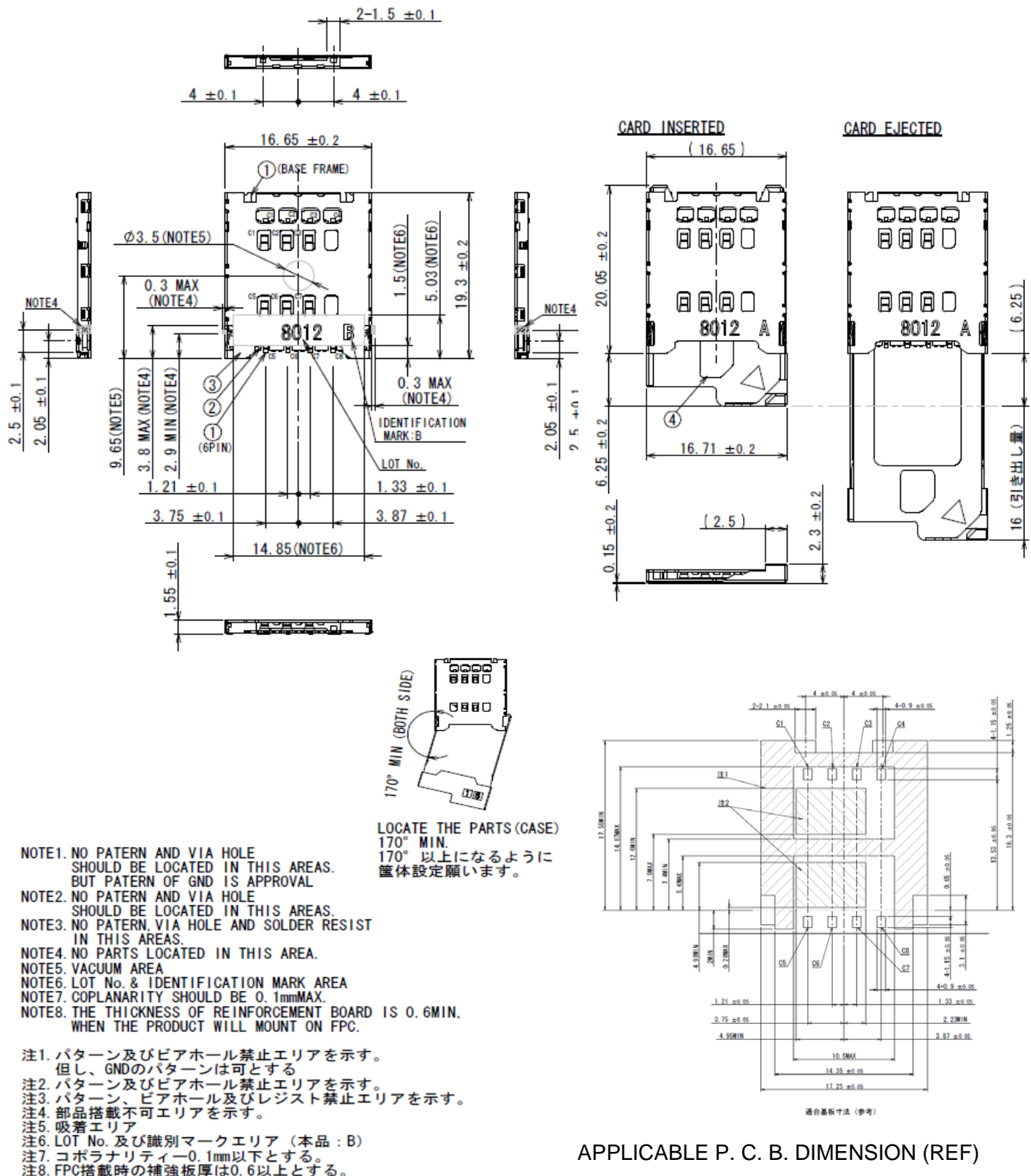
<u>SF8</u>	<u>V</u>	<u>006S</u>	<u>4</u>	<u>A</u>	<u>R****</u>
Series Name Tray type					Embossed Products* <sup>Note</sup>
SMT Mounting V: With HD					Modification A: Normal, B: Reverse
No. of contacts: 6: 6 pos.					Terminal finish 4: Au 0.5um min.

Note) Main body of connector is supplied in emboss, tray in tray packaging.  
Please contact us for further information.

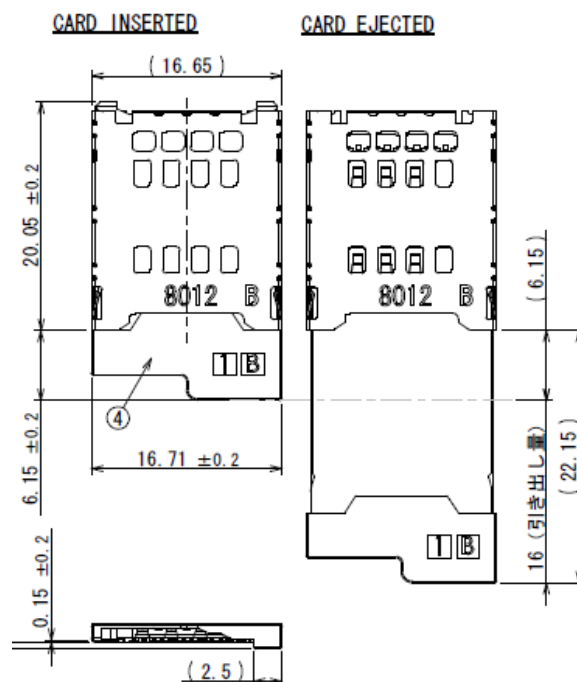
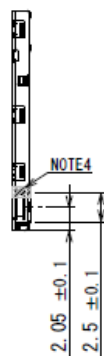
Please refer to JAHL-10578 for assembly and handling of connector and tray.

Standard Mounting Type
------------------------

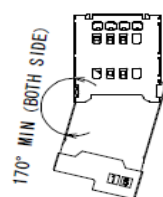
Unit: mm



Reverse  
Mounting Type



注1. パターン及びビアホール禁止エリアを示す。  
但し、GNDのパターンは可とする  
注2. パターン及びビアホール禁止エリアを示す。  
注3. パターン、ビアホール及びレジスト禁止エリアを示す。  
注4. 部品搭載不可エリアを示す。  
注5. 吸着エリア  
注6. LOT No. 及び識別マークエリア（本品：B）  
注7. コボナリティー0.1mm以上とする。  
注8. FPC搭載時の補強板厚は0.6以上とする。



=> Please refer to page 3/4.

Product Marketing Division  
Aobadai Building, 3-1-19, Aobadai, Meguro-ku, Tokyo 153-8539  
Phone: +81-3-3780-2787 FAX: +81-3-3780-2946

JAE PMK Div. Proprietary. Copyright © 2009. Japan Aviation Electronics Industr. Ltd.

# AMEYA360

## Components Supply Platform

Authorized Distribution Brand :



Website :

Welcome to visit [www.ameya360.com](http://www.ameya360.com)

Contact Us :

➤ Address :

401 Building No.5, JiuGe Business Center, Lane 2301, Yishan Rd  
Minhang District, Shanghai , China

➤ Sales :

Direct +86 (21) 6401-6692

Email [amall@ameya360.com](mailto:amall@ameya360.com)

QQ 800077892

Skype ameyasales1 ameyasales2

➤ Customer Service :

Email [service@ameya360.com](mailto:service@ameya360.com)

➤ Partnership :

Tel +86 (21) 64016692-8333

Email [mkt@ameya360.com](mailto:mkt@ameya360.com)