



## **Important notes about Classic Panel Mount Indicator Catalog Pages**

### **SCROLL DOWN TO VIEW CATALOG PAGE**

This catalog page is out-of-print and is used with the understanding that the information shown could be out-of-date. In many cases, part numbers shown on this page are discontinued. Most notably, many "Complete Assembly" parts, which consist of a cap and a base, can no longer be ordered by the 14-digit ordering code. To obtain these parts, please order the cap and base part numbers separately. This process provides the components contained with the original "Complete Assembly" part number.

All Dialight Classic Panel Mount Indicators need a leading 3-digit numerical series. In some cases, this catalog will show a 2-digit series. In this case, please add a leading zero. For example, 81-0211-300 becomes 081-0211-300.

Part numbers listed on Dialight catalog pages designate parts with Red lenses. For ordering lens colors other than red, consult the chart below. In most cases, the color is dictated by the 7<sup>th</sup> digit. For example, 095-0932-003 for a green cap.

Lens Colors	
1 - Red	5 - White
2 - Green	6 - Light Yellow
3 - Yellow	7 - Clear
4 - Blue	

[Click here for a cross reference guide to assembly part numbers.](#)

[Click here to view Frequently Asked Questions concerning Panel Mount Indicators.](#)

### **SCROLL DOWN TO VIEW CATALOG PAGE**

# Incandescent Indicators

TWO TERMINALS – FULLY INSULATED

MEET OR EXCEED ENVIRONMENTAL AND OPERATIONAL REQUIREMENTS  
OF MIL-L-6723 AND MIL-L-3661B



T-1 3/4  
MIDGET  
FLANGE BASE

See lamp ratings  
on page J.

For materials and finishes of products  
in this group, see preceding page.

101 SERIES  
108 SERIES  
109 SERIES  
111 SERIES  
112 SERIES  
134 SERIES  
140 SERIES

## Features

- Available for mounting FRONT or BACK of panel in 15/32" or 1/2" clearance hole; also from FRONT of panel in 15/32" or 17/32" clearance hole.
- Rugged-phenolic insulated: The socket, lamp and all connections are well insulated from the mounting bushing by means of phenolic material of military specification grade.
- Lens cap assembly unscrews from front of panel for easy replacement of the lamp. Indicators on Pages 10C – 11C have friction-fit lens caps which are also easily removed from front of panel.
- Two terminals (soldering) are provided for electrical connections.

## COLORLED LEGENDS

### 134 SERIES FLAT LENS ONLY



**Colored Legends on black or gray lenses:** Legends can also be furnished in "negative" or "reverse" style. That is, the legend is illuminated in white or other color while the background remains opaque black or gray. To specify black or gray lens, change the first two digits of the code block preceding the last dash in the catalog number. To obtain black lens, use "57"; to obtain gray lens, use "58".  
Examples: 134-3830-5752-201 (black);  
134-5030-5875-201 (gray)

- Specify translucent colors as follows: Red-0351...Green-0352...  
Yellow (amber) -0373...Blue-0374...White-0375...Light Yellow-0376

### How to designate the Three Digit Part Number Suffix (-XXX)

Finish	Resistor	Hardware
1 – white nickel	0 – none	1 – brass
2 – black nickel		3 – water tight on face of panel
3 – polished chrome		

Example: 101-3830-0931-201 (Black nickel finish, no resistor, brass hardware)  
101-3830-0931-203 (same, water tight)

### Lens Colors

1-Red	5-White translucent
2-Green*	6-Light yellow
3-Yellow (amber)	7-Clear colorless
4-Blue*	

\*Not recommended with Neon Glow Lamps.

The digit before the last dash in the part number designates the lens color. When color other than red is desired, change this digit to a figure noted above. Example: 101-5030-0936-201

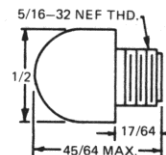
Part numbers listed in this catalog designate products with RED lens. For ordering lens colors other than red, consult chart above.

Order complete with lamp to be assured of receiving the indicator light and correct lamp together for immediate use.

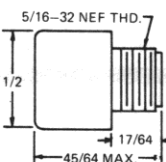
Part numbers shown in gray are normally in inventory at your Dialight Distributor.

## BASE PART NUMBERS

### CAP PART NUMBERS

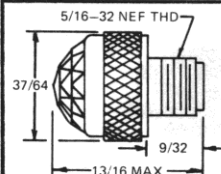


**STOVEPIPE**  
101-0931  
transparent  
101-0971  
translucent

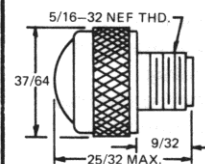


**CYLINDRICAL**  
140-1431  
transparent  
140-1471  
translucent

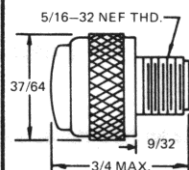
For legends on flat faced lens, see page P.



**FACETED**  
134-2131-200  
unfrosted

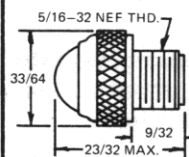


**CONVEX**  
134-0131-200  
unfrosted  
134-0111-200  
back frosted

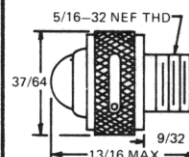


**ROTATABLE LENS  
FLAT**  
134-0331-200  
transparent  
134-0351-200  
translucent

For legends on flat faced lens, see page P.



**NON-DIMMING TYPES  
CONVEX**  
111-0131-200  
unfrosted  
111-0111-200  
back frosted



**DIMMER TYPES  
CONVEX**  
**Complete Blackout**  
108-0131-200  
unfrosted  
108-0111-200  
back frosted  
**Semi-Blackout**  
109-0131-200  
unfrosted  
109-0111-200  
back frosted  
**Polaroid**  
112-0131-200  
unfrosted  
112-0111-200  
back frosted

<p><b>FRONT OR BACK MOUNTING with MOVABLE FLANGE</b></p> <p>101-3830-09-201</p>	<p><b>FRONT MOUNTING with FIXED FLANGE</b></p> <p>101-5030-09-201</p>	<p><b>FRONT MOUNTING with FIXED FLANGE</b></p> <p>101-8430-09-201</p>
---	---	---

**COMPLETE ASSEMBLY PART NUMBERS**

<p>101-3830-0931-201 101-3830-0971-201</p>	<p>101-5030-0931-201 101-5030-0971-201</p>	<p>101-8430-0931-201 101-8430-0971-201</p>
<p>140-3830-1431-201 140-3830-1471-201</p>	<p>140-5030-1431-201 140-5030-1471-201</p>	<p>140-8430-1431-201 140-8430-1471-201</p>
<p>134-3830-2131-201</p> <p>134-3830-0131-201 134-3830-0111-201</p> <p>134-3830-0331-201 ■ 134-3830-0351-201</p>	<p>134-5030-2131-201</p> <p>134-5030-0131-201 134-5030-0111-201</p> <p>134-5030-0331-201 ■ 134-5030-0351-201</p>	<p>134-8430-2131-201</p> <p>134-8430-0131-201 134-8430-0111-201</p> <p>134-8430-0331-201 ■ 134-8430-0351-201</p>
<p>111-3830-0131-201 111-3830-0111-201</p>	<p>111-5030-0131-201 111-5030-0111-201</p>	<p>111-8430-0131-201 111-8430-0111-201</p>
<p>108-3830-0131-201 108-3830-0111-201</p> <p>109-3830-0131-201 109-3830-0111-201</p> <p>112-3830-0131-201 112-3830-0111-201</p>	<p>108-5030-0131-201 108-5030-0111-201</p> <p>109-5030-0131-201 109-5030-0111-201</p> <p>112-5030-0131-201 112-5030-0111-201</p>	<p>108-8430-0131-201 108-8430-0111-201</p> <p>109-8430-0131-201 109-8430-0111-201</p> <p>112-8430-0131-201 112-8430-0111-201</p>

# AMEYA360

Components Supply Platform

Authorized Distribution Brand :



Website :

Welcome to visit [www.ameya360.com](http://www.ameya360.com)

Contact Us :

➤ Address :

401 Building No.5, JiuGe Business Center, Lane 2301, Yishan Rd  
Minhang District, Shanghai , China

➤ Sales :

Direct    +86 (21) 6401-6692  
Email     amall@ameya360.com  
QQ        800077892  
Skype     ameyasales1 ameyasales2

➤ Customer Service :

Email     service@ameya360.com

➤ Partnership :

Tel        +86 (21) 64016692-8333  
Email     mkt@ameya360.com