

**Feature**

- Low Power Consumption
- I.C. compatible

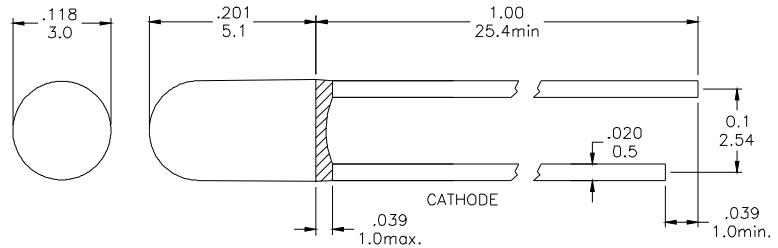
**Applications**

- Commercial Outdoor Sign Board
- Front Panel Indicator
- Dot-Matrix Module
- LED Bulb

**Description**

- These LEDs are Based on GaP/GaP Material Technology
- Emitted color: Green
- Green Diffusion Lens

**Package Dimension**



\* Tolerance:  $\frac{0.01}{0.25}$  Unit:  $\frac{\text{inch}}{\text{mm}}$

**Absolute Maximum Ratings at Ta = 25°C**

Symbol	Parameter	Max.	Unit
PD	Power Dissipation	120	mW
VR	Reverse Voltage	5	V
IAF	Average Forward Current	30	mA
IPF	Peak Forward Current (Duty = 0.1, 1kHz)	100	mA
—	Derating Linear Form 25°C	0.4	mA / °C
Topr	Operating Temperature Range	- 40 to + 80	°C
Tstg	Storage Temperature Range	- 40 to + 100	°C
Lead Soldering Temperature [1.6mm (0.063inch) From Body] 260°C For 5 Seconds.			

**Electrical / Optical Characteristics and Curves at Ta = 25°C**

Symbol	Parameter	Test Condition	Min.	Typ.	Max.	Unit
VF	Forward Voltage	IF = 20 mA		2.2	2.4	V
IR	Reverse Current	VR = 5 V			50	μA
$\Delta \theta$	Half Intensity Angle	IF = 20 mA		60		Deg.
IV	Luminous Intensity	IF = 20 mA		80		mcd.
$\lambda d$	Dominant Wavelength	IF = 20 mA		570		nm

### Electrical Characteristics at Ta=25°C

Symbol	I <sub>v</sub>		V <sub>F</sub>		λ D	
Parameter	Luminous Intensity		Forward Voltage		Dominant Wavelength	
Condition	IF=20mA		IF=20mA		IF=20mA	
Unit	mcd		V		nm	
Binning	Grade	Range	Grade	Range	Grade	Range
	--	--	D	2.0~2.1	G7	567~569
	--	--	E	2.1~2.2	G8	569~571
			F	2.2~2.3	G9	571~573
			G	2.3~2.4		

Intensit : Tolerance of minimum and maximum = ± 15%

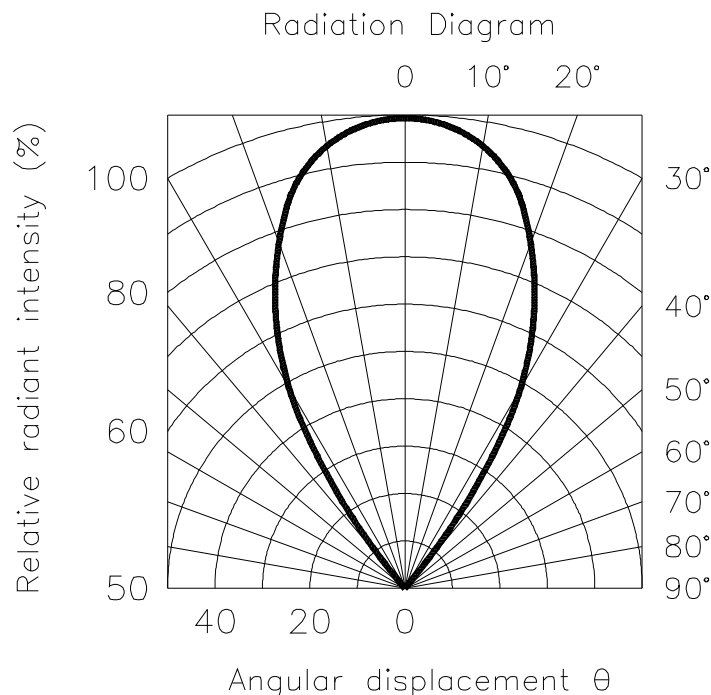
V<sub>f</sub>: Tolerance of minimum and maximum = ± 0.05v

NOTE:

1. Static electricity and surge damages the LED. It is recommend to use a anti-static wrist band or anti-electrostatic glove when handing the LEDs. All devices, equipment and machinery must be properly grounded.
2. Specific binning requirements- please contact our home office

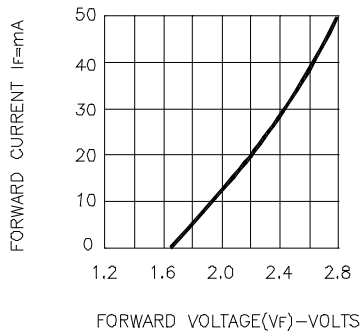
### Radiation Diagram

**IF=20 mA    50% Power Angle    Angle =60°**

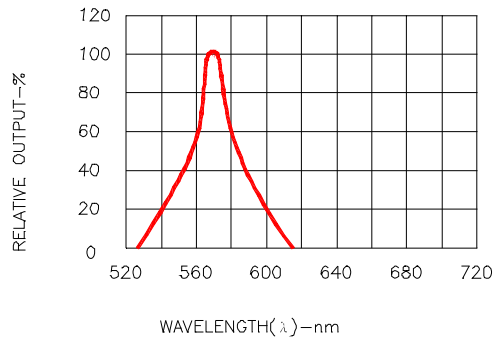


# GREEN

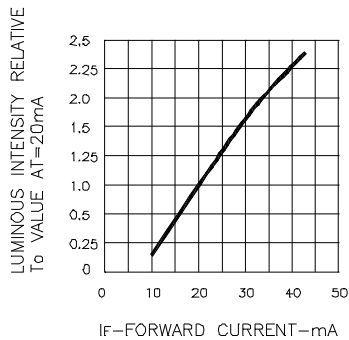
## Typical Electro-optical Characteristic Curves (25°C Free Air Temperature Unless Otherwise Specified)



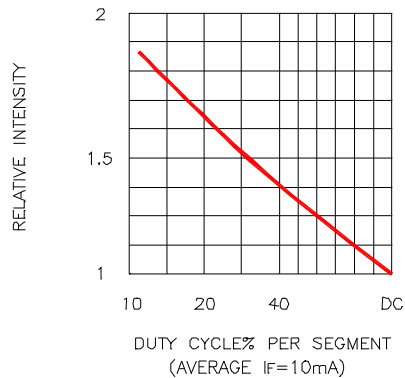
FORWARD VOLTAGE(V<sub>F</sub>)-VOLTS  
Fig.1 FORWARD CURRENT VS FORWARD VOLTAGE



WAVELENGTH(λ)-nm  
Fig.2 SPECTRAL RESPONSE



I<sub>F</sub>-FORWARD CURRENT-mA  
Fig.3 RELATIVE LUMINOUS INTENSITY VS. FORWARD CURRENT



DUTY CYCLE% PER SEGMENT (AVERAGE I<sub>F</sub>=10mA)  
Fig.4 LUMINOUS INTENSITY VS. DUTY CYCLE

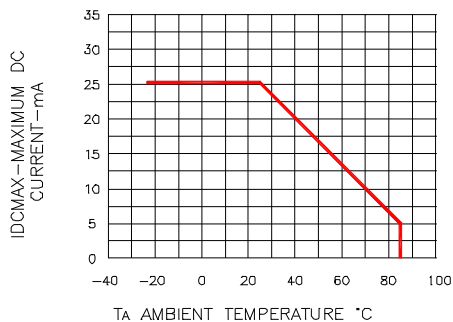


Fig.5 MAXIMUM ALLOWABLE DC CURRENT PER SEGMENT VS. A FUNCTION OF AMBIENT TEMPERATURE



Fig.6 MAX PEAK CURRENT VS. DUTY CYCLE % (REFRESH RATE f=1KHz)

# AMEYA360

## Components Supply Platform

### Authorized Distribution Brand :



### Website :

Welcome to visit [www.ameya360.com](http://www.ameya360.com)

### Contact Us :

#### ➤ Address :

401 Building No.5, JiuGe Business Center, Lane 2301, Yishan Rd  
Minhang District, Shanghai , China

#### ➤ Sales :

Direct +86 (21) 6401-6692

Email [amall@ameya360.com](mailto:amall@ameya360.com)

QQ 800077892

Skype [ameyasales1](#) [ameyasales2](#)

#### ➤ Customer Service :

Email [service@ameya360.com](mailto:service@ameya360.com)

#### ➤ Partnership :

Tel +86 (21) 64016692-8333

Email [mkt@ameya360.com](mailto:mkt@ameya360.com)