

# NetKey® Cabling System



**PANDUIT®**

building a smarter,  
unified business foundation  
Connect. Manage. Automate.

## ***NetKey® Cabling System***

The NetKey® Copper and Fiber Cabling System provides a complete, standards compliant cabling infrastructure solution for voice, data and video applications. NetKey® Modules feature the universal “keystone” design and are compatible with a wide assortment of modular patch panels, faceplates, and surface mount boxes. When teamed with complementary Panduit products, the NetKey® solutions cover all your needs from the telecommunication room to the work area with the proven innovation and quality you depend on from Panduit.



Panduit and General Cable™ offer a comprehensive line of contractor-grade connectivity and cabling solutions. This world-class partnership provides guaranteed network performance and system reliability for customer requirements.

For the complete cable offering, reference the NetGen® Structured Cabling Solutions Brochure, NCCB56--SA-ENG.

NetGen is a registered trademark of General Cable Technologies Corporation and Panduit.

General Cable is a registered trademark of General Cable Technologies Corporation.

Panduit and NetKey are registered trademarks of Panduit Corp.





### **NetKey® Modules**

Pages 4 – 6 and 12 – 13



### **NetKey® Patch Panels**

Page 9



### **NetKey® Copper and Fiber Patch Cords**

Pages 4, 7 and 8



### **NetKey® Faceplates and Surface Mount Boxes**

Pages 10 and 11



### **Media Distribution System**

Pages 14 – 18



### **Racks and Cable Management**

Page 19



### **Identification and Labeling Systems**

Page 18

## NetKey® Category 6, 5e and 3 Jack Modules

- Meet all industry performance standards for Category 6, 5e and 3
- Punchdown jack modules are 100% performance tested and individually serialized for future traceability
- Snap in and out of keystone openings for easy moves, adds and changes
- Universal label includes T568A and T568B wiring schemes



NK688MIW  
NKP5E88MIW



NK688MIW-Q  
NKP5E88MIW-Q



NK5E88MIWY




NK5E88MIW-Q



NK388MIWY



NK366UMIWY



NK366MIWY

| Part Number                                 | Description  | Color     |
|---|--|-----------|
| <b>NetKey® Category 6 UTP Jack Modules*</b> |  |           |
| NK688MIW                                    | Category 6, 8-position, 8-wire, keystone punchdown jack module.                          | Off White |
| NK688MIW-Q                                  | Convenience pack of 25, Category 6, 8-position, 8-wire, keystone punchdown jack modules. | Off White |

|  |   |           |
|--|---|-----------|
| <b>NetKey® Category 5e UTP Jack Modules*</b> |   |           |
| NKP5E88MIW                                   | Category 5e, 8-position, 8-wire, keystone punchdown jack module.                          | Off White |
| NKP5E88MIW-Q                                 | Convenience pack of 25, Category 5e, 8-position, 8-wire, keystone punchdown jack modules. | Off White |
| NK5E88MIWY                                   | Category 5e, 8-position, 8-wire, keystone leadframe jack module.                          | Off White |
| NK5E88MIW-Q                                  | Convenience pack of 25, Category 5e, 8-position, 8-wire, keystone leadframe jack modules. | Off White |

|  |  |           |
|--|--|-----------|
| <b>NetKey® Category 3 UTP Jack Modules**</b> |  |           |
| NK388MIWY                                    | Category 3, 8-position, 8-wire, keystone leadframe jack module.  | Off White |
| NK366UMIWY                                   | Category 3, 6-position, 6-wire, keystone leadframe jack module. Termination cap color-coded to USOC wiring scheme. | Off White |
| NK366MIWY                                    | Category 3, 6-position, 6-wire, keystone leadframe jack module.  | Off White |

\*For standard colors replace color suffix with IW (Off White), EI (Electric Ivory), IG (International Gray), WH (White), BL (Black), BU (Blue), RD (Red), YL (Yellow), GR (Green), OR (Orange) or VL (Violet). To order convenience package of 25 jack modules, add -Q to end of part number.

\*\* For standard colors replace color suffix with IW (Off White), EI (Electric Ivory), IG (International Gray), WH (White) or BL (Black). Termination tools found on page 13.

## NetKey® Copper UTP Patch Cords

- Meet all industry performance standards for Category 6 and 5e
- 100% performance tested
- Available in a variety of colors and lengths for design flexibility



NK6PC^Y



NK5EPC^Y

| Part Number        | Description   |
|--------------------|---|
| <b>Category 6</b>  |   |
| NK6PC^Y            | Category 6, UTP patch cord with modular plugs on each end.  |
| <b>Category 5e</b> |   |
| NK5EPC^Y           | Category 5e, UTP patch cord with modular plugs on each end. |

^Available in 3, 5, 7, 10, 14 and 20 foot lengths.


\*For standard colors other than Off White, add suffix BU (Blue), RD (Red), YL (Yellow) or GR (Green) before Y in the part number. For example, the part number of a blue, Category 6, 5-foot patch cord is NK6PC5BUY.

## NetKey® Fiber Optic Connectors

- Meets TIA/EIA-568-C.3 requirements
- Insertion loss: .1dB typical (multimode), .2dB typical (singlemode)
- Return loss: >20dB (multimode), >40dB (singlemode)
- Each duplex plug includes housing, insert, two ferrule assemblies, two crimp sleeves, one boot for 3mm jacketed cable and two dust caps



NKFLCSMWH



NKFLCCLIP-L



NKFSCMBL



NKFSCMPC5BL



NKFSCCLIP-L



NKFSTMABL^



NKFSTMPC6EI

| Part Number   | Description  |
|---|--|
| <b>LC Connectors - Pot and Polish Termination</b>   |  |
| NKFLCSMWH   | LC 62.5/125µm multimode simplex connector. EI (Electric Ivory) body, WH (White) boot.      |
| NKFLCSMBL   | LC 50/125µm multimode simplex connector. EI (Electric Ivory) body, BL (Black) boot.        |
| NKFLCSMAQ   | LC 50/125µm OM3/OM4 multimode simplex connector. EI (Electric Ivory) body, AQ (Aqua) boot. |
| NKFLCSSWH   | LC singlemode simplex connector. BU (Blue) body, WH (White) boot.                          |
| NKFLCCLIP-L   | LC duplex clip, Red.   |
| <b>SC Connectors - Pot and Polish Termination</b>   |  |
| NKFSCMWH  | SC 62.5/125µm multimode simplex connector. EI (Electric Ivory) body, WH (White) boot.      |
| NKFSCMBL  | SC 50/125µm multimode simplex connector. EI (Electric Ivory) body, BL (Black) boot.        |
| NKFSCMAQ  | SC 50/125µm OM3/OM4 multimode simplex connector. EI (Electric Ivory) body, AQ (Aqua) boot. |
| NKFSCSWH  | SC singlemode simplex connector. BU (Blue) body, WH (White) boot.                          |
| NKFSCCLIP-L   | SC Duplex Clip, Red.   |
| <b>SC Connectors - Pre-Polished Cam Termination</b> |  |
| NKFSCMPC6EI   | SC Opticam® Composite Ferrule 62.5/125µm multimode simplex connector, Electric Ivory.      |
| NKFSCMPC5BL   | SC OptiCam® Composite Ferrule 50/125µm multimode simplex connector, Black.                 |
| <b>ST Connectors - Pot and Polish Termination</b>   |  |
| NKFSTMABL^  | ST multimode connector with Black boot (62.5/125µm or 50/125µm).                           |
| NKFSTSABU   | ST singlemode connector with Blue boot.  |
| <b>ST Connectors - Pre-polish Cam Termination</b>   |  |
| NKFSTMPC6EI   | ST OptiCam® Composite Ferrule 62.5/125µm multimode simplex connector, Electric Ivory.      |
| NKFSTMPC5BL   | ST OptiCam® Composite Ferrule 50/125µm multimode simplex connector, Black.                 |

^NKFSTMABL also available with red boot, replace BL (Black) in part number with RD (Red).

## NetKey® Fiber Enclosures

- Factory configured with 6 or 12 duplex LC or SC adapters for fast and easy cabling and installation
- Slide-out drawer slides forward a full 300mm for service access to all fiber terminations, connections, and/or splices

- Supports both field termination via pot-and-polish using Panduit® NetKey® Connectors, or fusion splicing with appropriate slack storage and cable management provisions
- Simple two-piece, all-metal body construction for easy and economical installation with no loose components to misplace; improved protection over plastic fiber drawers



NKFD1W12EIDLC

| Part Number                    | Description  |
|--------------------------------|--|
| <b>OM1 Duplex Adapters</b>     |  |
| NKFD1W12EIDSC                  | Pre-loaded fiber drawer with 12 SC duplex adapters for 62.5/125µm (OM1) multimode fiber.   |
| NKFD1W24EIDLC                  | Pre-loaded fiber drawer with 24 LC duplex adapters for 62.5/125µm (OM1) multimode fiber.   |
| <b>OM2 Duplex Adapters</b>     |  |
| NKFD1W12BLDSC                  | Pre-loaded fiber drawer with 12 SC duplex adapters for 50/125µm (OM2) multimode fiber.     |
| NKFD1W24BLDLC                  | Pre-loaded fiber drawer with 24 LC duplex adapters for 50/125µm (OM2) multimode fiber.     |
| <b>OM3/OM4 Duplex Adapters</b> |  |
| NKFD1W12AQDSC                  | Pre-loaded fiber drawer with 12 SC duplex adapters for 50/125µm (OM3/OM4) multimode fiber. |
| NKFD1W24AQDLC                  | Pre-loaded fiber drawer with 24 LC duplex adapters for 50/125µm (OM3/OM4) multimode fiber. |
| <b>OS1/OS2 Duplex Adapters</b> |  |
| NKFD1W12BUDSCZ                 | Pre-loaded fiber drawer with 12 SC duplex adapters for 9/125µm (OS1/OS2) multimode fiber.  |
| NKFD1W24BUDLCZ                 | Pre-loaded fiber drawer with 24 LC duplex adapters for 9/125µm (OS1/OS2) multimode fiber.  |

For 6 adapters per enclosure, replace 12 in part number with 6.  
For 12 adapters per enclosure, replace 24 in part number with 12.

## NetKey® Fiber Optic Adapters



NKDLMIW



NKSCMZW



NKSTMIW



NKMJMIW

| Part Number          | Description   | Color     |
|----------------------|---|-----------|
| <b>LC Adapters</b>   |   |           |
| NKDLMIW              | Keystone module supplied with one LC Sr./Jr. SFF multimode duplex adapter with phosphor bronze split sleeves.   | Off White |
| NKDLCMZW             | Keystone module supplied with one LC Sr./Jr. SFF singlemode duplex adapter with zirconia ceramic split sleeves. | Off White |
| <b>SC Adapters</b>   |   |           |
| NKSCMIW              | Keystone module supplied with one SC multimode simplex adapter with phosphor bronze split sleeve.               | Off White |
| NKSCMZW              | Keystone module supplied with one SC singlemode simplex adapter with zirconia ceramic split sleeve.             | Off White |
| <b>ST Adapters</b>   |   |           |
| NKSTMIW              | Keystone module supplied with one ST multimode simplex adapter with phosphor bronze split sleeve.               | Off White |
| <b>MT-RJ Adapter</b> |   |           |
| NKMJMIW              | MT-RJ multimode duplex keystone adapter module.   | Off White |

For standard colors other than IW (Off White), replace suffix with BL (Black), EI (Electric Ivory), IG (International Gray) or WH (White).



## NetKey® Fiber Optic Patch Cords and Pigtails

- Compliant with TIA/EIA 568-C.3-1 and ISO/IEC 11801, TIA-604-5 (FOCIS-5), and UL 1666 (OFNR) flame rating
- Patch cords and pigtails include OM3 fiber or OM1, OM2, or OS1 fiber in 900µm tight-buffered fiber, 1.6mm or 3.0mm duplex zipcord jacketed cable or 1.8mm duplex zipcord jacketed cable
- 100% performance tested assures that patch cords and pigtails are standard compliant, Riser rated jacket meets UL 1666 (OFNR) flame rating for standard complaint safety
- Q.C. identification label quality control reference provides lifetime traceability of test data




ST to ST Patch Cord



SC to SC Patch Cord



LC to LC Patch Cord




SC to LC Patch Cord

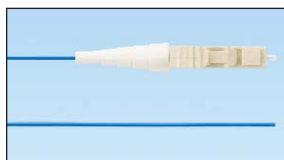
| Part Number*                | Description   |
|-----------------------------|---|
| <b>ST to ST Patch Cords</b> |   |
| NKF6GR022-2M01              | ST to ST patch cord, OM1, riser, duplex (3 mm jacket).          |
| NKF5GR022-2M01              | ST to ST patch cord, OM2, riser, duplex (3 mm jacket).          |
| NKFXGR022-2M01              | ST to ST patch cord, OM3, riser, duplex (3 mm jacket).          |
| NKF9GR022-2M01              | ST to ST patch cord, singlemode, riser, duplex (3 mm jacket).   |
| <b>SC to SC Patch Cords</b> |   |
| NKF6GR02S-SM01              | SC to SC patch cord, OM1, riser, duplex (3 mm jacket).          |
| NKF5GR02S-SM01              | SC to SC patch cord, OM2, riser, duplex (3 mm jacket).          |
| NKFXGR02S-SM01              | SC to SC patch cord, OM3, riser, duplex (3 mm jacket).          |
| NKF9GR02S-SM01              | SC to SC patch cord, singlemode, riser, duplex (3 mm jacket).   |
| <b>LC to LC Patch Cords</b> |   |
| NKF6ER02L-LM01              | LC to LC patch cord, OM1, riser, duplex (1.6 mm jacket).        |
| NKF5ER02L-LM01              | LC to LC patch cord, OM2, riser, duplex (1.6 mm jacket).        |
| NKFXER02L-LM01              | LC to LC patch cord, OM3, riser, duplex (1.6 mm jacket).        |
| NKF9ER02L-LM01              | LC to LC patch cord, singlemode, riser, duplex (1.6 mm jacket). |
| <b>SC to LC Patch Cords</b> |   |
| NKF6ER02S-LM01              | SC to LC patch cord, OM1, riser, duplex (1.6 mm jacket).        |
| NKF5ER02S-LM01              | SC to LC patch cord, OM2, riser, duplex (1.6 mm jacket).        |
| NKFXER02S-LM01              | SC to LC patch cord, OM3, riser, duplex (1.6 mm jacket).        |
| NKF9ER02S-LM01              | SC to LC patch cord, singlemode, riser, duplex, (1.6mm jacket). |
| <b>ST to SC Patch Cords</b> |   |
| NKF6GR022-SM01              | ST to SC patch cord, OM1, riser, duplex (3 mm jacket).          |
| NKF5GR022-SM01              | ST to SC patch cord, OM2, riser, duplex (3 mm jacket).          |
| NKFXGR022-SM01              | ST to SC patch cord, OM3, riser, duplex (3 mm jacket).          |
| NKF9GR022-SM01              | ST to SC patch cord, singlemode, riser, duplex (3 mm jacket).   |

\*For standard meter lengths other than 1 meter (2, 3, 5 or 10), change the length designation in the part number to the desired length. For example, the part number for a 2 meter, ST to ST, OM1, riser, duplex patch cord is NKF6GR022-2M02.


## NetKey® Fiber Optic Patch Cords and Pigtails (continued)




MT-RJ to MT-RJ Patch Cord



LC to Pigtail



SC to Pigtail



ST to Pigtail

| Part Number* | Description |
|--------------|-------------|
|--------------|-------------|

### MT-RJ to MT-RJ Patch Cords

|                |  |
|----------------|--|
| NKF6FR02F-FM01 | MT-RJ to MT-RJ patch cord, OM1, riser, duplex (1.8 mm jacket). |
| NKF5FR02F-FM01 | MT-RJ to MT-RJ patch cord, OM2, riser, duplex (1.8 mm jacket). |
| NKFXFR02F-FM01 | MT-RJ to MT-RJ patch cord, OM3, riser, duplex (1.8 mm jacket). |

### LC to MT-RJ Patch Cords

|                |   |
|----------------|---|
| NKF6FR02L-FM01 | LC to MT-RJ patch cord, OM1, riser, duplex (1.8 mm jacket). |
| NKF5FR02L-FM01 | LC to MT-RJ patch cord, OM2, riser, duplex (1.8 mm jacket). |
| NKFXFR02L-FM01 | LC to MT-RJ patch cord, OM3, riser, duplex (1.8 mm jacket). |

### ST to MT-RJ Patch Cords

|                |   |
|----------------|---|
| NKF6FR022-FM01 | ST to MT-RJ patch cord, OM1, riser, duplex (1.8 mm jacket). |
| NKF5FR022-FM01 | ST to MT-RJ patch cord, OM2, riser, duplex (1.8 mm jacket). |
| NKFXFR022-FM01 | ST to MT-RJ patch cord, OM3, riser, duplex (1.8 mm jacket). |

### SC to MT-RJ Patch Cords

|                |   |
|----------------|---|
| NKF6FR02S-FM01 | SC to MT-RJ patch cord, OM1, riser, duplex (1.8 mm jacket). |
| NKF5FR02S-FM01 | SC to MT-RJ patch cord, OM2, riser, duplex (1.8 mm jacket). |
| NKFXFR02S-FM01 | SC to MT-RJ patch cord, OM3, riser, duplex (1.8 mm jacket). |

### LC Pigtails

|                |   |
|----------------|---|
| NKF6BN011-NM01 | LC to Pigtail, OM1, simplex, 900µm buffered fiber.        |
| NKF5BN011-NM01 | LC to Pigtail, OM2, simplex, 900µm buffered fiber.        |
| NKFXBN011-NM01 | LC to Pigtail, OM3, simplex, 900µm buffered fiber.        |
| NKF9BN011-NM01 | LC to Pigtail, singlemode, simplex, 900µm buffered fiber. |

### SC Pigtail

|                |   |
|----------------|---|
| NKF6BN013-NM01 | SC to Pigtail, OM1, simplex, 900µm buffered fiber.        |
| NKF5BN013-NM01 | SC to Pigtail, OM2, simplex, 900µm buffered fiber.        |
| NKFXBN013-NM01 | SC to Pigtail, OM3, simplex, 900µm buffered fiber.        |
| NKF9BN013-NM01 | SC to Pigtail, singlemode, simplex, 900µm buffered fiber. |

### ST Pigtail

|                |   |
|----------------|---|
| NKF6BN012-NM01 | ST to Pigtail, OM1, simplex, 900µm buffered fiber.        |
| NKF5BN012-NM01 | ST to Pigtail, OM2, simplex, 900µm buffered fiber.        |
| NKFXBN012-NM01 | ST to Pigtail, OM3, simplex, 900µm buffered fiber.        |
| NKF9BN012-NM01 | ST to Pigtail, singlemode, simplex, 900µm buffered fiber. |


\*For standard meter lengths other than 1 meter (2, 3, 5 or 10), change the length designation in the part number to the desired length. For example, the part number for a 2 meter, MT-RJ to MT-RJ, patch cord, OM1, riser, duplex patch cord is NKF6FR02F-FM02.



## NetKey® Patch Panels

- Mount to standard TIA/EIA 19" racks
- Punchdown patch panels meet all industry performance standards for Category 6 and 5e
- Modular patch panels accept all NetKey® Modules

- Molded patch panels made of strong polymer material, with port numbering front and back
- Optional angled versions available for high density installations
- Strain relief bars assist in cable management and bend radius control
- Filler panels reserve space for future use and direct airflow



NK6PPG12WY  
NK5EPPG12WY



NK6PP24P  
NK5EPP24P



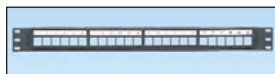
NK6PP48P  
NK5EPP48P



NKFP24Y



NKFP48Y



NKPP24P



NKPP48P



NKPPA24FMY



NKPPA48FMY



SRB19BLY



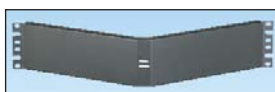
SRBM19BLY




TLBP1R-V



TLBP2R-V



CPAF2BLY



NKFP12W



WB89D

| Part Number | Description |
|-------------|-------------|
|-------------|-------------|

### Punchdown Patch Panels\*

#### Category 6

|            |  |
|------------|--|
| NK6PPG12WY | Category 6, 12-port punchdown patch panel. Mounts to wall with standard 89D bracket (WB89D). |
| NK6PP24P   | Category 6, 24-port molded punchdown patch panel, 1 RU.                                      |
| NK6PP48P   | Category 6, 48-port molded punchdown patch panel, 2 RU.                                      |

#### Category 5e

|             |   |
|-------------|---|
| NK5EPPG12WY | Category 5e, 12-port punchdown patch panel. Mounts to wall with standard 89D bracket (WB89D). |
| NK5EPP24P   | Category 5e, 24-port molded punchdown patch panel, 1 RU.                                      |
| NK5EPP48P   | Category 5e, 48-port molded punchdown patch panel, 2 RU.                                      |

\*Punchdown patch panels are color-coded for T568A and T568B wiring schemes. Punchdown tools found on page 13.

### Modular Patch Panels

|             |  |
|-------------|--|
| NKFP12W     | 12-port modular patch panel. Mounts to wall with standard 89D bracket (WB89D). |
| NKFP24Y     | 24-port modular patch panel, 1 RU.   |
| NKFP48Y     | 48-port modular patch panel, 2 RU.   |
| NKPP24P     | 24-port molded modular patch panel, 1 RU.                                      |
| NKPP48P     | 48-port molded modular patch panel, 2 RU.                                      |
| NKFP24KSBSY | 24-port modular patch panel with strain relief bar, 1 RU.                      |
| NKFP48KSBSY | 48-port modular patch panel with strain relief bar, 2 RU.                      |

### Flush Mount Patch Panels

|            |   |
|------------|---|
| NKPPA24FMY | 24-port flush mount angled modular patch panel, 1 RU. |
| NKPPA48FMY | 48-port flush mount angled modular patch panel, 2 RU. |
| NKPP24FMY  | 24-port flush mount modular patch panel, 1 RU.        |
| NKPP48FMY  | 48-port flush mount modular patch panel, 2 RU.        |

### Wall Mount Bracket

|       |   |
|-------|---|
| WB89D | Wall mount bracket. Ideal for use with 12-port punchdown or modular patch panels. |
|-------|---|

### Strain Relief Bars

|             |  |
|-------------|--|
| SRB19BLY    | Strain relief bar extends 2" from standard 19" rack for additional cable support.  |
| SRBM19BLY   | Strain relief bar and Tak-Ty® Hook & Loop Cable Ties for additional cable support. |
| SRBS19BL-XY | Straight strain relief bar.  |


### Filler Panels

|          |   |
|----------|---|
| TLBP1S-V | 1 RU tool-less filler panel, 9.52mm (3/8 in.) square holes.           |
| TLBP1R-V | 1 RU tool-less filler panel, M5 (#10) or M6 (#12) round tapped holes. |
| TLBP2S-V | 2 RU tool-less filler panel, 9.52mm (3/8 in.) square holes.           |
| TLBP2R-V | 2 RU tool-less filler panel, M5 (#10) or M6 (#12) round tapped holes. |
| CPAF1BLY | 1 RU angled filler panel.   |
| CPAF2BLY | 2 RU angled filler panel.   |

## NetKey® Faceplates

- Accept all NetKey® Modules
- Available in a variety of port densities

- Optional labels for easy port identification



| Part Number                             | Description  | Color     |
|---|--|-----------|
| <b>Flush Mount Screw-On Faceplates†</b> |  |           |
| NK*FNIW                                 | Single gang, flush mount vertical faceplate.                       | Off White |
| NK**FIWY                                | Single or double gang, flush mount vertical faceplate with labels. | Off White |
| NK^HSFIWY                               | Single gang, sloped, horizontal faceplate with labels.             | Off White |
| NK4VSF                                  | Single gang, 4-port, sloped, vertical faceplate with labels.       | Off White |

### Stainless Steel Faceplates

|       |   |           |
|-------|---|-----------|
| NK^MS | Single gang, stainless steel, vertical faceplate with labels. | Off White |
|-------|---|-----------|

\*Available in 1, 2, 3 and 4-port density configurations.

\*\*Available in single gang 1, 2, 4, and 6-port density configurations and 8 or 12-port double gang port density configurations.

^Available in 2 or 4-port density configurations.

^^Available in 2, 4 or 6 port density configurations. When mounting, opening should be a minimum of 2" wide.

†For standard colors other than IW (Off White), replace suffix with EI (Electric Ivory), WH (White), IG (International Gray) or BL (Black). NK2HSF\*\*Y and NK4HSF\*\*Y not available in BL (Black).

## NetKey® Faceplate Frames and Modular Inserts

- Inserts and faceplate frames enable design flexibility
- Accept all NetKey® Modules

- Available in a variety of port densities and orientation
- Optional labels for easy port identification



| Part Number                              | Description  | Color     |
|--|--|-----------|
| <b>Executive Series Faceplate Frames</b> |  |           |
| CBEIWY                                   | Single gang faceplate frame accepts two 1/2 size modular inserts or three 1/3 size modular inserts. Supplied with labels and label cover/screw covers. | Off White |
| CBEIW-2GY                                | Double gang faceplate frame accepts four 1/2 size modular inserts or six 1/3 size modular inserts. Supplied with labels and label cover/screw covers.  | Off White |
| <b>Classic Series Faceplate Frames</b>   |  |           |
| CBIW                                     | Single gang faceplate frame accepts two 1/2 size modular inserts or three 1/3 size modular inserts.  | Off White |
| CBIW-2G                                  | Double gang faceplate frame accepts two 1/2 size modular inserts or six 1/3 size modular inserts.  | Off White |
| <b>Modular Inserts</b>                   |  |           |
| NKHS2IW-X                                | 1/2 size, sloped modular insert. Accepts two NetKey® Modules.  | Off White |
| NKHS2SIW-X                               | 1/2 size, sloped, shuttered, modular insert. Accepts two NetKey® Modules.  | Off White |
| NKHF2MIW-X                               | 1/3 size flat modular insert. Accepts two NetKey® Modules.   | Off White |
| CHB2MIW-X                                | 1/3 blank modular insert reserves space for future use.  | Off White |

For standard colors other than IW (Off White), replace suffix with EI (Electric Ivory), WH (White), IG (International Gray) or BL (Black). Audio/Video inserts found on page 13.

## NetKey® Module Frames and Furniture Faceplate



NK2106MFIW



NK4106MFIW



NK2RMFIW



NK4RMFIW



NK4MFIW

| Part Number | Description  | Color     |
|-------------|--|-----------|
| NK2106MFIW  | Screw mount "106" duplex module frame. Accepts two NetKey® Modules.  | Off White |
| NK4106MFIW  | Screw mount "106" duplex module frame. Accepts four NetKey® Modules.   | Off White |
| NK2RMFIW    | Screw mount module frame. Accepts two NetKey® Modules. Compatible with standard NEMA outlet boxes and rectangular faceplates.  | Off White |
| NK4RMFIW    | Screw mount module frame. Accepts four NetKey® Modules. Compatible with standard NEMA outlet boxes and rectangular faceplates. | Off White |
| NK4MFIW     | Snap on modular furniture faceplate. Accepts four NetKey® Modules.   | Off White |

For standard colors other than Off White, replace IW in part number with EI (Electric Ivory), WH (White), IG (International Gray) or BL (Black).

## NetKey® Phone Plate



KWPY



KWP3Y

| Part Number | Description  |
|-------------|--|
| KWPY        | Stainless steel wall phone plate accepts one NetKey® Module.                             |
| KWP3Y       | Stainless steel wall phone plate supplied with one Category 3 keystone leadframe module. |

Wall mount faceplate kits compatible with wall mountable phones with short patch cord connections to the jack module.

## NetKey® Surface Mount Boxes

- Accept all NetKey® Modules
- Include mounting screws and adhesive tape



NK2BXIW-A



NK4BXIW-AY



NK6BXIW-AY



CBM-X

- Compatible with Panduit® LD3, LD5, and LD10 Raceway

| Part Number | Description   | Color     |
|-------------|---|-----------|
| NK2BXIW-A   | Surface mount box accepts two NetKey® Modules.  | Off White |
| NK4BXIW-AY  | Surface mount box accepts four NetKey® Modules.   | Off White |
| NK6BXIW-AY  | Surface mount box accepts six NetKey® Modules.  | Off White |
| CBM-X       | Optional magnet for mounting on metal surfaces. Compatible with NK2BXIW-A and NK4BXIW-AY. | —         |

For surface mount box standard colors other than IW (Off White), replace suffix with EI (Electric Ivory), IG (International Gray) or WH (White).

## NetKey® Audio/Video Modules



NKFIW



NKBNCMIWY



NKRSMBIWY



NKRTMRIW



NKRPMRIW



NKSPMIW



NKSVCIW



NKBPBIWY



NK35MSSIW



NK35MSCIW



NKHDMIW



NKUSBAAIW



NKBMIW-X

| Part Number | Description | Color |
|-------------|-------------|-------|
|-------------|-------------|-------|

### F-Type Module

|       |  |           |
|-------|--|-----------|
| NKFIW | Keystone module supplied with 75 ohm industry standard F-Type coax bulkhead coupler. | Off White |
|-------|--|-----------|

### 50 Ohm BNC Coax Module

|           |   |           |
|-----------|---|-----------|
| NKBNCMIWY | Keystone module supplied with 50 ohm industry standard coax bulkhead coupler. | Off White |
|-----------|---|-----------|

### RCA Modules

|           |   |           |
|-----------|---|-----------|
| NKRSM^IWY | Keystone module supplied with RCA solder type connector. Inserts available in multiple colors.  | Off White |
| NKRTM^IW  | Keystone module supplied with RCA pass-through connector. Inserts available in multiple colors. | Off White |
| NKRPM^IW  | Keystone module supplied with RCA punchdown connector. Inserts available in multiple colors.    | Off White |

### S-Video Modules

|         |   |           |
|---------|---|-----------|
| NKSPMIW | Keystone module supplied with SVHS punchdown connector.       | Off White |
| NKSVCIW | Keystone module supplied with S-Video pass-through connector. | Off White |

### 5-Way Binding Post Module

|          |   |           |
|----------|---|-----------|
| NKBP^IWY | Keystone module supplied with 5-way binding post. | Off White |
|----------|---|-----------|

### 3.5mm Stereo Connector

|           |  |           |
|-----------|--|-----------|
| NK35MSSIW | Keystone module supplied with 3.5mm (1/8") stereo solder type headset connector. | Off White |
| NK35MSCIW | Keystone module supplied with 3.5mm (1/8") stereo headset coupler.               | Off White |

### HDMI Coupler

|         |  |           |
|---------|--|-----------|
| NKHDMIW | Keystone module supplied with one HDMI 1.3 Type A female to female coupler module. | Off White |
|---------|--|-----------|

### USB Coupler

|           |  |           |
|-----------|--|-----------|
| NKUSBAAIW | Keystone module supplied with one USB 2.0 female A to female A coupler module. | Off White |
|-----------|--|-----------|

### Blank Module

|          |  |           |
|----------|--|-----------|
| NKBMIW-X | Blank keystone module reserves space for future use. | Off White |
|----------|--|-----------|

^To designate insert color, replace ^ with R (Red), Y (Yellow) or W (White). RCA solder type module (NKRSM^IWY) also available with B (Black) insert.

^^To designate insert color, replace ^^ with R (Red) or B (Black).

For standard colors other than IW (Off White), replace suffix with EI (Electric Ivory), WH (White), IG (International Gray) or BL (Black). 5-Way Binding Post Module (NKBP^IWY) only available in EI (Electric Ivory) and WH (White).



## NetKey® Audio/Video Inserts



CHR3RGBIW



CHR3WYRIW



CHD9CIWY



CHD15HDCIWY



CHD15HDSCIWY

| Part Number                   | Description  | Color     |
|-------------------------------|--|-----------|
| <b>RCA Inserts</b>            |  |           |
| <b>CHR3RGBIW</b>              | 1/3 insert supplied with three RCA pass-through couplers. Inserts are red, green and blue. Ideal for component video.                        | Off White |
| <b>CHR3WYRIW</b>              | 1/3 insert supplied with three RCA pass-through couplers. Inserts are white, yellow and red. Ideal for composite video or left/right stereo. | Off White |
| <b>D-Subminiature Inserts</b> |  |           |
| <b>CHD9CIWY</b>               | 1/3 insert supplied with 9-pin female to female coupler.   | Off White |
| <b>CHD15HDCIWY</b>            | 1/3 insert supplied with 15-pin female to female coupler. SVGA compatible.   | Off White |
| <b>CHD15HDSCIWY</b>           | 1/3 insert supplied with 15-pin HD screw down DB connector mounted to printed circuit board. SVGA compatible.                                | Off White |

For standard colors other than IW (Off White), replace suffix with EI (Electric Ivory), WH (White), IG (International Gray) or BL (Black). Faceplate frames found on page 10.

## Termination Tools



PDT110



NKSPB



CJT



JR-PAN-2



FIELDKIT

| Part Number                                  | Description   |
|--|---|
| <b>Pan-Punch® Termination Tool</b>           |   |
| <b>PDT110</b>                                | Single pair punchdown tool and blade terminates and cuts UTP cable in one operation. Ideal for use with Pan-Punch® Punchdown System.    |
| <b>PDTH110</b>                               | Replacement blade for single pair punchdown tool (PDT110).  |
| <b>NetKey® Jack Module Termination Tools</b> |   |
| <b>JR-PAN-2*</b>                             | Fluke** JackRapid Termination Tool for Category 6 and Category 5e NetKey® Punchdown Modules.  |
| <b>CJT-X</b>                                 | Termination tool for Category 3 NetKey® Leadframe Jack Modules.   |
| <b>Punchdown Base</b>                        |   |
| <b>NKSPB</b>                                 | Base used to assist in terminating punchdown modules.   |
| <b>Fiber Termination Kit</b>                 |   |
| <b>FIELDKIT</b>                              | Tools, consumables, installation instructions and stripping templates necessary for termination of all Panduit field polish connectors. |

\*Fluke JackRapid Termination Tool available through distribution. Contact Fluke customer service at 800-283-5853 to locate a local distributor. \*\*Fluke is a registered trademark of Fluke Corporation.

## **Media Distribution System**

The Panduit media distribution system offers an efficient and cost-effective means to distribute voice, video, and data services within commercial and residential locations. High density solutions support a greater number of network services and applications allowing improved space utilization while cost effectively implementing media components. A comprehensive set of modular components improve design flexibility, enable quick modifications, and scalability for future growth from the building demarcation point to the end user's network outlet.

### **Open Mounting Grid Base**

1" grid pattern across entire enclosure base provides for vertical or horizontal placement of hubs and other components, allowing greater flexibility for installation, and maximum use of available space.

### **Modular Patch Panel**

The media distribution NetKey® Modular Patch Panel provides a front-accessible patch panel module that accepts all NetKey® Voice, Video, Data and Audio Modules to provide communication to up to eight different locations.

### **Network Equipment Bracket**


The media distribution equipment bracket secures third-party equipment, such as routers or switches to the media distribution system enclosure, providing flexibility and choice to meet individual needs.

### **Cable Management**

Through the use of D-Hooks and the cable management kit, the Media Distribution System provides superior cable management within the enclosure to organize cables for easy access and to maximize enclosed space.







#### **Phone Hub Test Ports/ Security Interface**

Enables testing of the incoming phone lines from the building demarcation point and connections from the enclosure to the residence to ensure performance. Security interface includes a built-in switch that overrides the phone service for emergency notifications, ensuring safety and security of unit or residence when needed.



#### **Stackability**

Stackable hubs mount on top of one another to maximize use of enclosure space and offer easy expansion for additional drops.



#### **Grounding and Bonding**

Integrated grounding stud, along with optional grounding kit, provides means to properly ground the enclosure to the surrounding structure, protecting network equipment and maximizing uptime.



Shear forms built-in to the enclosure work with the cable management kit for appropriate cable management.

## Media Distribution Enclosures

- Enclosures offer easy installation, flexibility for quick modifications and scalability for future growth needs
- Grid pattern in base provides mounting and flexibility for the hubs
- Cantilever mounting slots flex to accommodate misaligned studs
- Integrated drywall positioning slots
- Hinged door (optional) available with lock and key



MSB14E



MSB24E



MS14B



MS24B



MS14HD



MS24HD



Populated  
Advanced Enclosure



MS24BHD

| Part Number | Description | Color |
|-------------|-------------|-------|
|-------------|-------------|-------|

### Basic Enclosure Bases with Doors

|        |   |       |
|--------|---|-------|
| MSB14E | 14" x 14" media distribution basic enclosure with screw down door.<br>14.25"H x 14.25"W x 4.00"D (362.0mm x 362.0mm x 101.6mm). | White |
| MSB24E | 14" x 24" media distribution basic enclosure with screw down door.<br>24.25"H x 14.25"W x 4.00"D (616.0mm x 362.0mm x 101.6mm). | White |

### Advanced Enclosure Bases

|       |   |       |
|-------|---|-------|
| MS14B | 14" x 14" media distribution enclosure base.<br>14.25"H x 14.25"W x 4.00"D (362.0mm x 362.0mm x 101.6mm). | White |
| MS24B | 14" x 24" media distribution enclosure base.<br>24.25"H x 14.25"W x 4.00"D (616.0mm x 362.0mm x 101.6mm). | White |

### Hinged Doors for Advanced Enclosure Bases

|         |  |       |
|---------|--|-------|
| MS14HD  | 14" x 14" hinged door with lock and key.<br>15.81"H x 15.75"W x 0.87"D (401.6mm x 400.0mm x 22.1mm).         | White |
| MS24HD  | 14"x 24" hinged door with lock and key.<br>25.81"H x 15.75"W x 0.87"D (655.6mm x 400.0mm x 22.1mm).          | White |
| MS14BHD | 14" x 14" frameless hinged door with slam latch.<br>15.75"H x 15.75"W x 0.63"D (400.0mm x 400.0mm x 15.9mm). | White |
| MS24BHD | 14" x 24" frameless hinged door with slam latch.<br>15.75"H x 25.75"W x 0.63"D (400.0mm x 654.0mm x 15.9mm). | White |

Base and door for advanced enclosures sold separately.



## Media Distribution Voice (Phone) Hubs

- Split incoming phone lines up to eight locations to provide basic phone, fax, and modem services
- Expansion hub (optional) available for an additional eight connections



MS8PD



MS8PE

| Part Number | Description  | Color |
|-------------|--|-------|
| MS8PD       | Phone distribution hub with test ports and a security interface. | Black |
| MS8PE       | Phone expansion hub.   | Black |

## Media Distribution Patch Panel

- Front accessible
- Accept all NetKey® Modules



NKM8PP

| Part Number | Description                 | Color |
|-------------|-----------------------------|-------|
| NKM8PP      | 8-port modular patch panel. | Black |

## Media Distribution Video Splitters

- Split incoming video/coax to distribute services
- Pre-mounted onto metal bracket for quick installation
- Snap directly into grid patterned enclosures for easy installation, moves, adds and changes



MS4S1G  
and  
MS4S2G



MS8S1G  
and  
MS8S2G

| Part Number            | Description  |
|------------------------|--|
| <b>1 GHz Splitters</b> |  |
| MS4S1G                 | Media distribution 1 x 4 passive video splitter with 1 GHz performance to distribute high-quality RF signals to up to four outputs.  |
| MS8S1G                 | Media distribution 1 x 8 passive video splitter with 1 GHz performance to distribute high-quality RF signals to up to eight outputs. |
| <b>2 GHz Splitters</b> |  |
| MS4S2G                 | Media distribution 1 x 4 passive video splitter with 2 GHz performance to distribute high-quality RF signals to up to four outputs.  |
| MS8S2G                 | Media distribution 1 x 8 passive video splitter with 2 GHz performance to distribute high-quality RF signals to up to eight outputs. |

## Media Distribution Data Hub

- Meets Category 5e performance standards
- Front side 110 punchdown termination
- Allows easy access to connections within the enclosure




MS5E6PP

| Part Number | Description  | Color |
|-------------|--|-------|
| MS5E6PP     | Media distribution data hub for up to six different locations. | Black |

## Media Distribution Accessories

- Bracket accepts third party equipment for design flexibility
- Cable management kit assists in proper cable routing within the enclosure
- Grounding kit includes assists in properly grounding media distribution
- Cable management ring controls cable bend radius



MSEBRKT



MSCM-KIT



MSGRD-KIT



MSCMR



MSCLK

| Part Number                                     | Description   |
|---|---|
| <b>Media Distribution Kits</b>                  |   |
| MSEBRKT   | Media distribution equipment bracket that allows a variety of third-party equipment to be securely mounted within an enclosure. |
| MSCM-KIT  | Media distribution cable management kit that includes the necessary components to help manage cables.                           |
| MSGRD-KIT                                       | Media distribution grounding kit that includes necessary components to help ground media distribution.                          |
| MSCLK   | Lock for frameless hinged door.   |
| <b>Media Distribution Cable Management Ring</b> |   |
| MSCMR   | Media distribution cable management ring.   |

## Identification and Labeling Systems

- Variety of labeling systems and labels enable quick and easy network identification



LS8EQ-KIT



LS8EQ



LS8E



LS8E-KIT



TDP43ME




S100X150VAC  
and S100X150VA1Y

| Part Number  | Description  |
|--|--|
| <b>PanTher™ LS8EQ and Cougar™ LS9Q Hand-Held Thermal Transfer Printers</b> |  |
| LS8EQ-KIT-ACS  | Includes LS8EQ printer with QWERTY keypad, one cassette of S100X150VAC self-laminating labels, six AA alkaline batteries, LS8E-ACS, LS8-CASE, LS8-PCKIT, LS8-IB, LS8-WS, quick reference card and operator's manual. |
| LS8EQ-KIT  | Includes LS8EQ printer with QWERTY keypad, one cassette of S100X150VAC self-laminating labels, six AA alkaline batteries, LS8-CASE, LS8-PCKIT, LS8-IB, LS8-WS, quick reference card and operator's manual.           |
| LS8EQ  | Includes LS8EQ printer with QWERTY keypad, one cassette of S100X150VAC self-laminating labels, six AA alkaline batteries and quick reference card.   |
| <b>PanTher™ LS8E Hand-Held Thermal Transfer Printer and Accessories</b>    |  |
| LS8E   | LS8E printer, one cassette of self-laminating labels, six AA alkaline batteries and quick reference card.  |
| LS8E-KIT   | LS8E printer, one cassette of self-laminating labels, six AA alkaline batteries, rigid carrying case, LS8-PCKIT, LS8-IB, operator's manual and quick reference card.   |
| S100X150VAC  | Self-laminating, white vinyl label for use with LS8E printer.  |
| <b>Thermal Transfer Desktop Printer and Accessories</b>                    |  |
| TDP43ME  | 300 dpi printer; includes printer, Panduit® Easy-Mark™ Labeling Software, RMEH4BL hybrid black ribbon, AC power adapter with US power cord, USB cable, user manual, quick start card, and driver disk.               |
| S100X150VA1Y   | Self-laminating, white vinyl label for use with thermal transfer desktop printer.  |

For complete identification offering, reference the Panduit Physical Infrastructure Systems Catalog (SA-NCCB51) or visit [www.panduit.com](http://www.panduit.com).

## Racks and Cable Management

- Cable management products and accessories maintain bend radius control and cable performance while bundling and securing cable to prevent snags and stress from over bending



| Part Number         | Description  |
|---------------------|--|
| <b>R2P</b>          | 19" EIA rack, aluminum. 84.0"H x 20.3"W x 3.0"D (2134mm x 514mm x 76mm), 45 RU.  |
| <b>WMPV45E</b>      | NetRunner™ front and rear vertical cable manager with dual hinged cover, wire retainers and side mount brackets, 45 RU.  |
| <b>WMPSE</b>        | PatchLink™ front and rear horizontal cable manager with dual hinged cover, 1 RU.   |
| <b>WMP1E</b>        | PatchLink™ front and rear horizontal cable manager with dual hinged cover, 2 RU.   |
| <b>CMPH1</b>        | OpenAccess™ front and rear horizontal cable manager with optional snap on cover, 1 RU.   |
| <b>CMPH2</b>        | OpenAccess™ front and rear horizontal cable manager with optional snap on cover, 2 RU.   |
| <b>CMPHF1</b>       | OpenAccess™ front only horizontal cable manager with optional snap on cover, 1 RU.   |
| <b>SRM19FM1</b>     | Rack mount shelf, 30 lb. capacity, 1 RU.   |
| <b>SRM19FM2</b>     | Rack mount shelf, 50 lb. capacity, 2 RU.   |
| <b>RGS134-1Y</b>    | Rack grounding strip 78.65"L x 0.67"W x 0.05"D (2mm x 17mm x 1.27mm). Provided with 5cc of antioxidant, one grounding sticker, and three each M6 x 12mm and #12-24 x 1/2" thread-forming screws. |
| <b>GPQC10-1/0</b>   | Access floor grounding clamp for 7/8" square, 1" round, and 1-1/8" round pedestals.  |
| <b>RGCBNJ660P22</b> | Common bonding network to rack jumper kit. Provided with HTAP that bonds to MCBN sizes ranging from 16mm <sup>2</sup> - 25mm <sup>2</sup> .  |

For complete cable management and grounding/bonding offering, reference the Panduit Physical Infrastructure Systems Catalog (SA-NCCB51) or visit [www.panduit.com](http://www.panduit.com).

## Real-World Solutions

*With a proven reputation for excellence and innovation, Panduit and our partners work with you to overcome challenges and implement real-world solutions that create a competitive business advantage. Panduit offers the broadest range of solutions, from data centers and intelligent buildings to manufacturing operations, to help you build a **smarter, unified business foundation**.*



### Technology Leadership

Panduit develops innovative physical infrastructure solutions that meet the rapidly changing needs of our clients, from hardware and software to advisory services. This commitment is supported by investment in advanced research, solutions-focused product development, world-class manufacturing, and collaboration with customers at the forefront of technology.



### Partner Ecosystem

Our best-in-class partner ecosystem offers a comprehensive portfolio of services that span the project lifecycle, from planning and design to delivery, deployment, maintenance, and operation. Panduit business partners – distributors, and certified architects, consultants, engineers, designers, system integrators, and contractors – are qualified to help you achieve your objectives and realize predictable and measurable results.



### Strategic Alliances

Panduit cultivates long-term strategic alliances with industry leaders, including Cisco Systems, EMC, IBM, and Rockwell Automation, to develop, optimize, and validate solutions for our customers. This investment in people and resources helps solve our customers' greatest business challenges.



### Global Business Commitment

Panduit is committed to delivering a consistently high level of quality and service the world over. With a presence in more than 100 countries, local Panduit sales representatives and technical specialists offer guidance and support that bring value to your business. Our global supply chain, which includes manufacturing, customer service, logistics, and distribution partners, provides prompt response to your inquiries and streamlines delivery to any worldwide destination.



### Sustainability

With a commitment to environmental sustainability, Panduit develops and implements solutions that protect, replenish, and restore the world in which we live. This commitment is demonstrated by Panduit's LEED Gold certified World Headquarters, leveraging the Unified Physical Infrastructure<sup>SM</sup> approach to enable convergence of critical building systems to drive energy efficiency and ongoing operational improvement.

**Panduit Corp.**  
**World Headquarters**  
**Tinley Park, IL 60487**

[cs@panduit.com](mailto:cs@panduit.com)

**US and Canada: 800.777.3300**

**Europe, Middle East, and Africa:**  
**44.20.8601.7200**

**Latin America: 52.33.3777.6000**

**Asia Pacific: 65.6305.7575**

[www.panduit.com/NetKey](http://www.panduit.com/NetKey)

**PANDUIT®**



# AMEYA360

Components Supply Platform

Authorized Distribution Brand :



Website :

Welcome to visit [www.ameya360.com](http://www.ameya360.com)

Contact Us :

➤ Address :

401 Building No.5, JiuGe Business Center, Lane 2301, Yishan Rd  
Minhang District, Shanghai , China

➤ Sales :

Direct     +86 (21) 6401-6692  
  
Email       amall@ameya360.com  
  
QQ         800077892  
  
Skype      ameyasales1 ameyasales2

➤ Customer Service :

Email       service@ameya360.com

➤ Partnership :

Tel         +86 (21) 64016692-8333  
  
Email      mkt@ameya360.com