


Xinger®



Impedance Matched Ultra Low profile 0404 Balun for TI CC2530 chipset (Anaren Application Note Ann-2004)

Description

The BD2425N100ATI is a low cost, low profile sub-miniature unbalanced to balanced transformer specifically designed for differential inputs and output locations Texas Instruments CC2530 SoC Solution in an easy to use surface mount package. The BD2425N100ATI is ideal for high volume manufacturing and delivers higher performance than traditional ceramic baluns. This transformation enables single ended signals to be applied to differential ports on the CC2530. The output ports have equal amplitude (-3dB) with 180 degree phase differential. The BD2425N100ATI is available on tape and reel for pick and place high volume manufacturing.

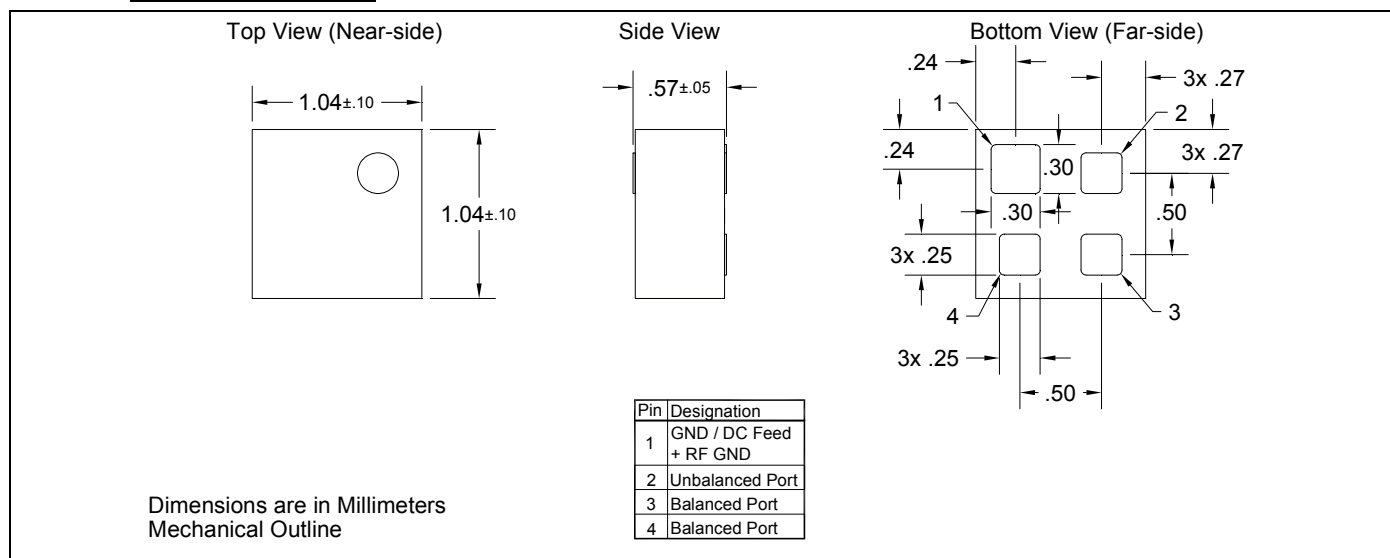
Detailed Electrical Specifications: Specifications subject to change without notice.

Features:	Parameter	ROOM (25°C)			Unit
		Min.	Typ.	Max	
• 2400 – 2500 MHz	Frequency	2300		2600	MHz
• Matched to TI CC2530 SoC	Unbalanced Port Impedance*		50		Ω
• 0.57mm Height Profile	Balanced Port Impedance*		Matched		Ω
• Low Insertion Loss	Return Loss*	17.3	23.6		dB
• Surface Mountable	Insertion Loss**		0.68	0.84	dB
• Tape & Reel	Power Handling			1.0	Watts
• Non-conductive Top Surface	Operating Temperature	-55		+85	°C
• RoHS Compliant					
• Zigbee, RF4CE					
• Halogen Free					

*Specification based on performance of unit properly installed on microstrip printed circuit boards with 50 Ω nominal impedance.

** Insertion Loss stated at room temperature (Insertion Loss is approximately 0.1dB higher at +85°C)

Outline Drawing

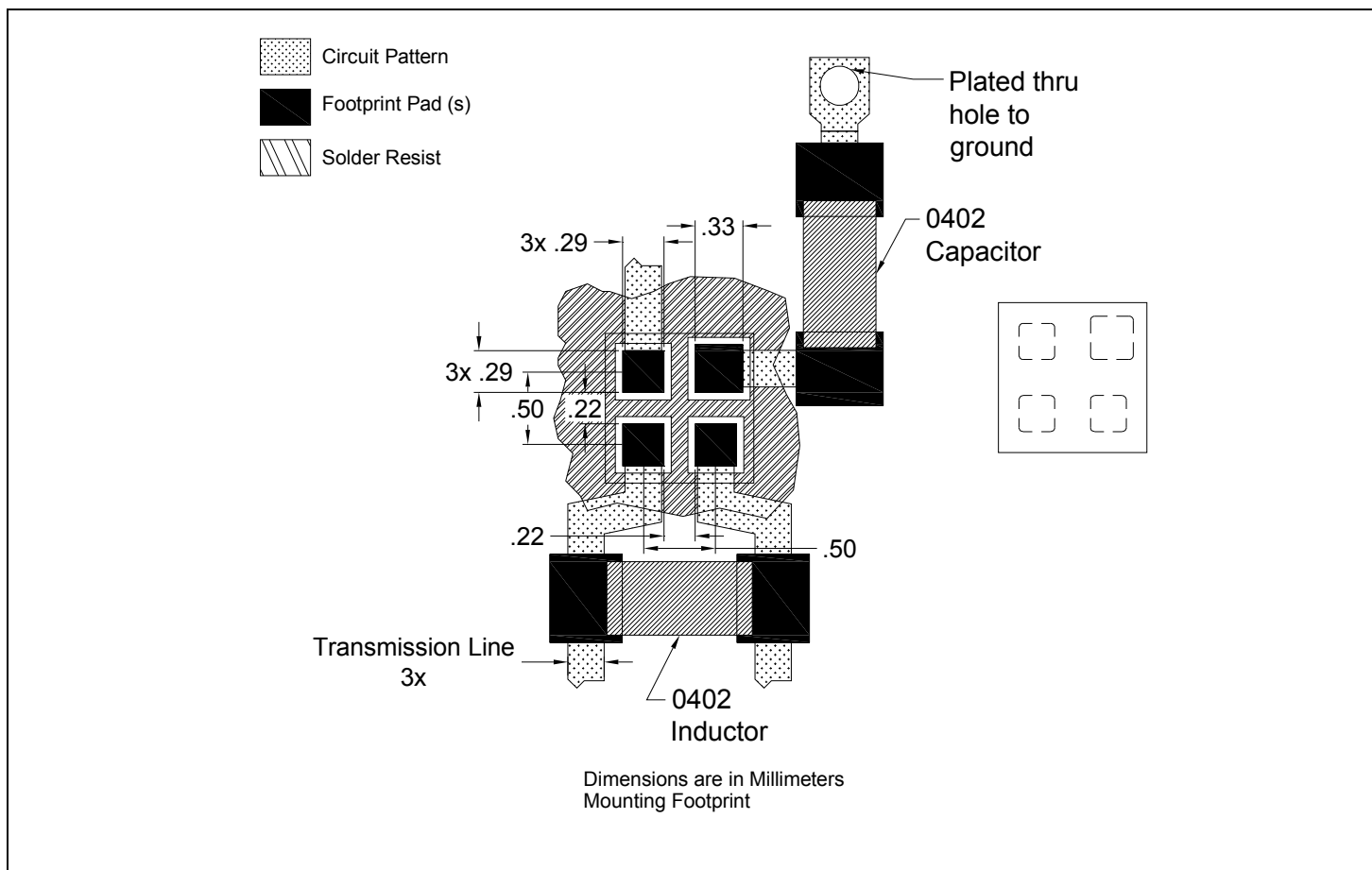


Mounting Configuration:

In order for Xinger surface mount components to work optimally, the proper impedance transmission lines must be used to connect to the RF ports. If this condition is not satisfied, insertion loss, Isolation and VSWR may not meet published specifications.

All of the Xinger components are constructed from organic PTFE based composites which possess excellent electrical and mechanical stability. Xinger components are compliant to a variety of ROHS and Green standards and ready for Pb-free soldering processes. Pads are Gold plated with a Nickel barrier.

An example of the PCB footprint used in the testing of these parts is shown below. In specific designs, the transmission line widths need to be adjusted to the unique dielectric coefficients and thicknesses as well as varying pick and place equipment tolerances.



AMEYA360

Components Supply Platform

Authorized Distribution Brand :



Website :

Welcome to visit www.ameya360.com

Contact Us :

➤ Address :

401 Building No.5, JiuGe Business Center, Lane 2301, Yishan Rd
Minhang District, Shanghai , China

➤ Sales :

Direct +86 (21) 6401-6692

Email amall@ameya360.com

QQ 800077892

Skype ameyasales1 ameyasales2

➤ Customer Service :

Email service@ameya360.com

➤ Partnership :

Tel +86 (21) 64016692-8333

Email mkt@ameya360.com