

Power Choke Coil

Series: **PCC-M0630W (MC)**

High power, Low loss, Low-profile



■ Features

- Small type (7.3×6.6×H3.0 mm)
- High power (5.5 A to 20.0 A)
- Low loss (R_{DC} : 3.3 to 35.0 mΩ)
- Suitable for high frequency circuit (up to 1 MHz)
- Low buzz noise due to its gap-less structure
- RoHS compliant

■ Recommended Applications

- Notebook PC power supply modules
- Servers, Routers, DC-DC converters for driving CPUs

■ Standard Packing Quantity (Minimum Quantity/Packing Unit)

- 2000 pcs./box (2 reel)

■ Explanation of Part Numbers

1	2	3	4	5	6	7	8	9	10	11	12	
E	T	Q	P	3	W							
Product Code			Classification		Size	Winding		Inductance		Core	Packaging	Suffix

■ Standard Parts

Part No.	Inductance (at 20 °C)*1					DC resistance (at 20 °C) (mΩ)	
	L0 at 0A	L1*4		Rated current (A)*2 (typ.)	Rated current (ref) (A)*3 (typ.)		
	(μH)	(μH)	Measurement current (A)				
	typ.	max.					
ETQP3WR33WFN	0.33±20 %	(0.27)	(20.0)	13.7	20	3.3	3.9
ETQP3WR47WFN	0.47±20 %	(0.38)	(17.0)	11.6	17	3.8	4.2
ETQP3WR68WFN	0.68±20 %	(0.55)	(14.0)	9.6	14	4.9	5.5
ETQP3WR82WFN	0.82±20 %	(0.66)	(13.0)	8.9	13	6.7	8.0
ETQP3W1R0WFN	1.0±20 %	(0.84)	(11.8)	8.1	11.8	6.9	7.9
ETQP3W1R5WFN	1.5±20 %	(1.24)	(9.6)	6.6	9.6	9.8	13.0
ETQP3W2R2WFN	2.2±20 %	(1.80)	(8.5)	5.8	8.5	15.5	17.8
ETQP3W3R3WFN	3.3±20 %	(2.69)	(7.0)	4.8	7	25.0	28.8
ETQP3W4R7WFN	4.7±20 %	(3.89)	(5.5)	3.8	5.5	35.0	40.3

(*1) Inductance is measured at 100 kHz.

(*2) Rated current defines actual value of DC current, when temperature rise of coil becomes 40 K. (Method A)

(*3) Rated current defines actual value of DC current, when temperature rise of coil becomes 40 K. (Method B)

(*4) Reference only

(*5) Method A (PANASONIC's standard measurement conditions),

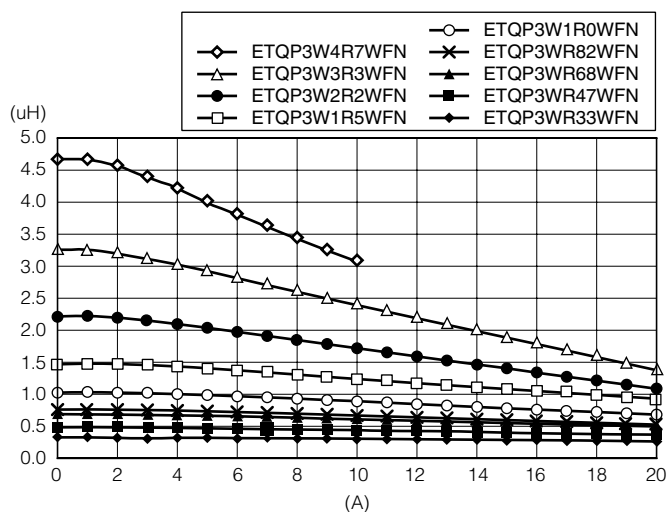
Method B (high heat dissipation measurement) is different from Method A by the measurement methods.

In normal application condition, the part's temperature depends on circuit design and heat dissipation condition.

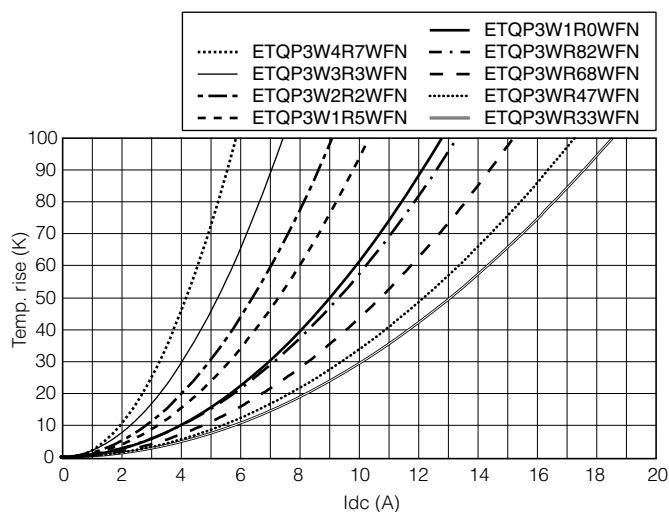
This condition shall be verified by the worst operational condition.

■ Performance Characteristics (Reference)

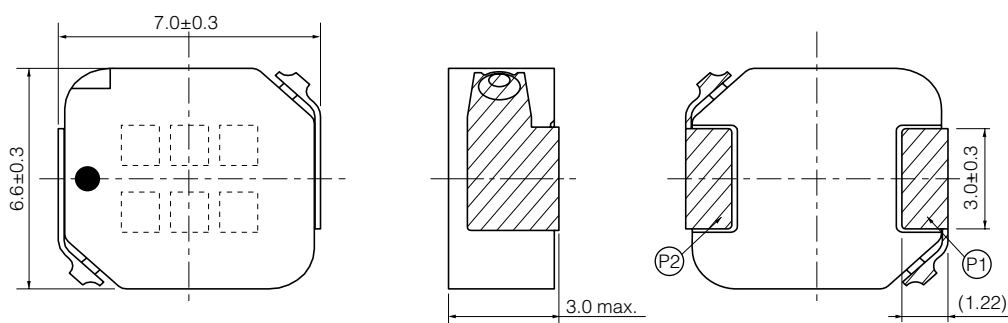
Inductance vs DC Current



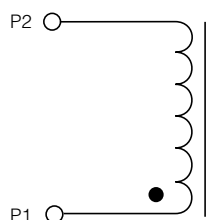
Case Temperature vs DC Current (Method A)



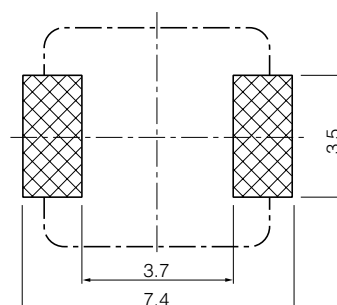
■ Dimensions in mm (not to scale)



■ Connection



■ Recommended Land Pattern in mm (not to scale)



■ Packaging Methods, Soldering Conditions and Safety Precautions (Power Choke Coils for Consumer use)

Please see Data Files

AMEYA360

Components Supply Platform

Authorized Distribution Brand :



Website :

Welcome to visit www.ameya360.com

Contact Us :

➤ Address :

401 Building No.5, JiuGe Business Center, Lane 2301, Yishan Rd
Minhang District, Shanghai , China

➤ Sales :

Direct +86 (21) 6401-6692

Email amall@ameya360.com

QQ 800077892

Skype ameyasales1 ameyasales2

➤ Customer Service :

Email service@ameya360.com

➤ Partnership :

Tel +86 (21) 64016692-8333

Email mkt@ameya360.com