

**NEW**

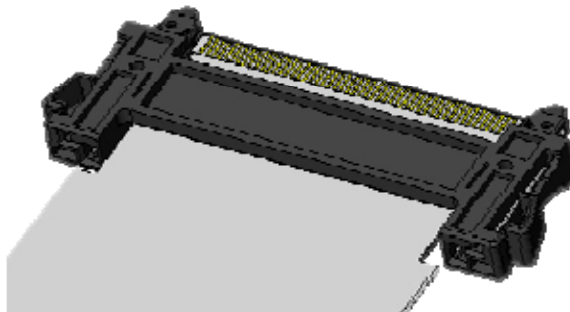
FFC Harness for High-speed Transmission

**JF08 Series**

CONNECTOR

MB-0251-1

October 2012

**RoHS Compliant**

Recently there has been increasing demand for high-speed and high-capacity transmission in devices as they become higher in performance. The JF08 Series connector harness is excellent at carrying high-speed serial transmission such as LVDS and PCI-Express, and it is also ideally suited for the next generation high-speed interface, V-by-One®HS.

\*V-by-One®HS is the trademark of THine Electronics, Inc.

**Features**

Can mate with FI-R Series connectors

Strong mechanical lock

Easy operability with ample mating guides and large side lock buttons

Ideally suited for the next generation high-speed transmission, V-by-One®HS

EMI control with shield layer on the FFC and metal shell on the connector

**General Specification**

Number of Contacts: 41, 51 positions

Rated Current: AC, DC each 0.3 Amps/contact

Contact Resistance: Maximum 40M ohm

Insulation Resistance: Minimum of 100M ohm

Dielectric Withstanding Voltage: AC250Vr.m.s per minute

Pitch: 0.5mm

Operating Temperature: -40 ~ +80

Impedance Connector: 100 ohm  $\pm$  15%

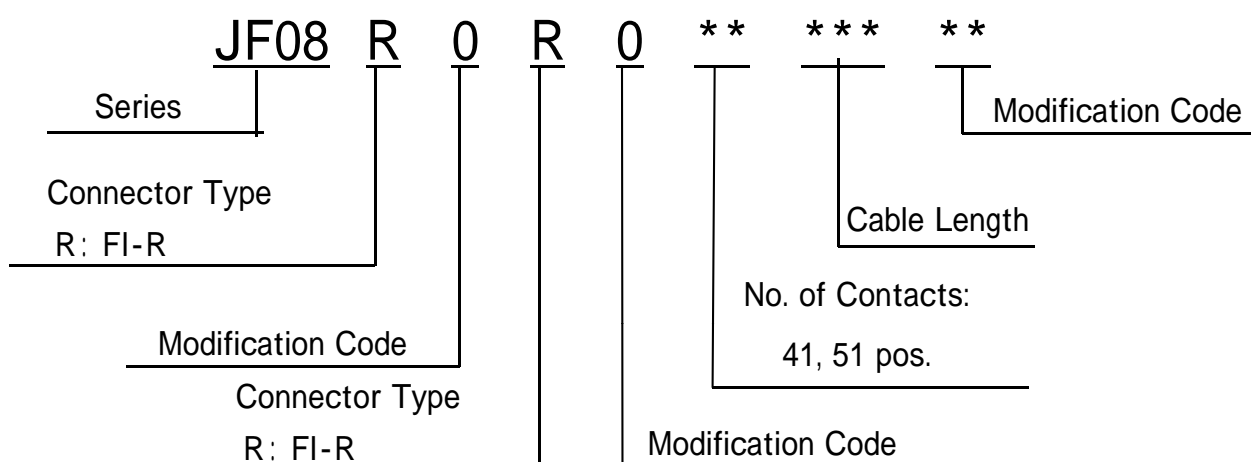
FFC: 100 ohm  $\pm$  10%

## Materials and Finishes

Component	Material / Finishes
FFC	One-side shield FFC / Au plating <div style="border-left: 1px solid black; border-right: 1px solid black; padding: 0 10px; margin: 5px 0;">           Signal wire: Copper            Shield: Aluminum / Copper            Insulation: PET         </div>
Shell	Copper alloy/ Sn plating
Insulator	Heat resistant plastic / None
Lock Spring	Stainless steel / None

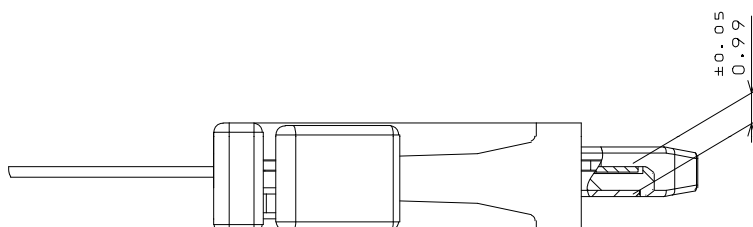
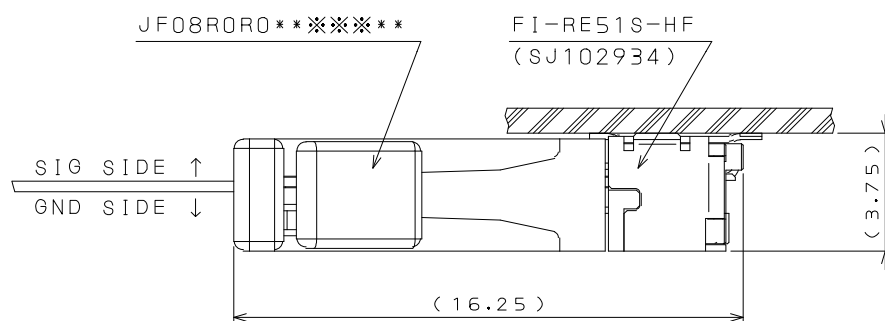
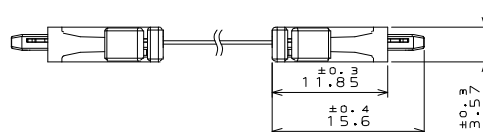
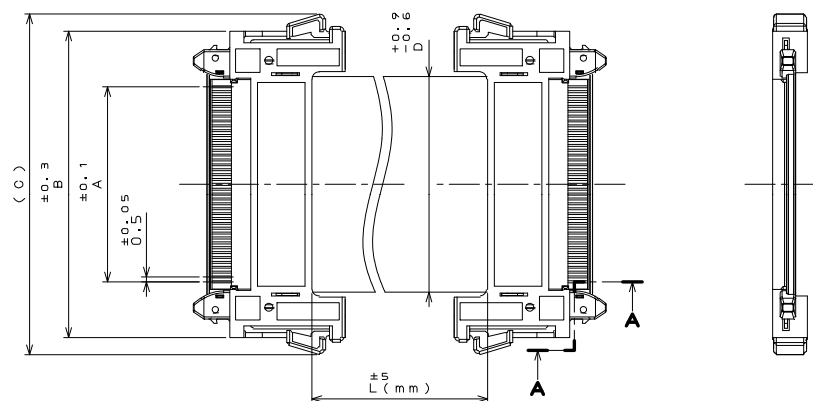
## Ordering Information

### \*FI-R Type



**\*Connectors are not sold individually.**

Part Number	SJ Drawing	Remarks
JF08R0R041***MA	SJ110607	41 pos / Aluminum Shield
JF08R0R051***MA	SJ110607	51 pos / Aluminum Shield



### Dimensions

Unit : mm

No. OF CONTACT	A ±0.1	B ±0.3	( C )	D $\begin{smallmatrix} +0.9 \\ -0.6 \end{smallmatrix}$
41	20	31.4	35	22.1
51	25	36.4	40	27.1

Product Line-up
-----------------

No. of Contacts	FFC Length	Part Number
41	10cm	JF08R0R041010MA
	20cm	JF08R0R041020MA
	30cm	JF08R0R041030MA
	40cm	JF08R0R041040MA
	50cm	JF08R0R041050MA
	80cm	JF08R0R041080MA
	100cm	JF08R0R041100MA

No. of Contacts	FFC Length	Part Number
51	10cm	JF08R0R051010MA
	20cm	JF08R0R051020MA
	30cm	JF08R0R051030MA
	40cm	JF08R0R051040MA
	50cm	JF08R0R051050MA
	80cm	JF08R0R051080MA
	100cm	JF08R0R051100MA

**Note:** Above shows the standard lengths.

**Please contact us concerning lengths not listed.**

**Notice:** Products shown in this brochure are made for the applications listed below. However, if the above-mentioned products are to be used in aerospace devices, marine cable-connection devices, atomic power control systems, medical equipment for life-support systems, or any other specific application requiring extremely high reliability, please contact JAE for further information.  
Recommended applications: Computers, Office machines, Measuring devices, Telecommunication devices (Terminals, Mobile devices), AV devices, Household applications, FA devices, etc.

**Japan Aviation Electronics Industry, Limited**

Product Marketing Division

Aobadai Building, 3-1-19, Aobadai, Meguro-ku, Tokyo 153-8539

Phone: +81-3-3780-2787 FAX: +81-3-3780-2946

\* The specifications in this brochure are subject to change without notice. Please contact JAE for information.

# AMEYA360

## Components Supply Platform

Authorized Distribution Brand :



Website :

Welcome to visit [www.ameya360.com](http://www.ameya360.com)

Contact Us :

➤ Address :

401 Building No.5, JiuGe Business Center, Lane 2301, Yishan Rd  
Minhang District, Shanghai , China

➤ Sales :

Direct +86 (21) 6401-6692

Email [amall@ameya360.com](mailto:amall@ameya360.com)

QQ 800077892

Skype ameyasales1 ameyasales2

➤ Customer Service :

Email [service@ameya360.com](mailto:service@ameya360.com)

➤ Partnership :

Tel +86 (21) 64016692-8333

Email [mkt@ameya360.com](mailto:mkt@ameya360.com)