

# Battery Boost Shield™

## Manual

*All Mikroelektronika's development systems feature a large number of peripheral modules expanding microcontroller's range of application and making the process of program testing easier. In addition to these modules, it is also possible to use numerous additional modules linked to the development system through the I/O port connectors. Some of these additional modules can operate as stand-alone devices without being connected to the microcontroller.*

# Additional Board



SOFTWARE AND HARDWARE SOLUTIONS FOR EMBEDDED WORLD ...making it simple

## Battery Boost Shield

The Battery Boost Shield is step-up DC-DC converter for battery powered devices such as Mikroelektronika's mikroMMB boards (mikroMMB for PIC32, mikroMMB for dsPIC33, mikroMMB for PIC24, mikroMMB for PIC18F...)

### Key features:

- Two AAA 1,5V battery holders;
- Output voltage 4V DC;
- Output current ~300mA






Figure 1: Battery Boost Shield

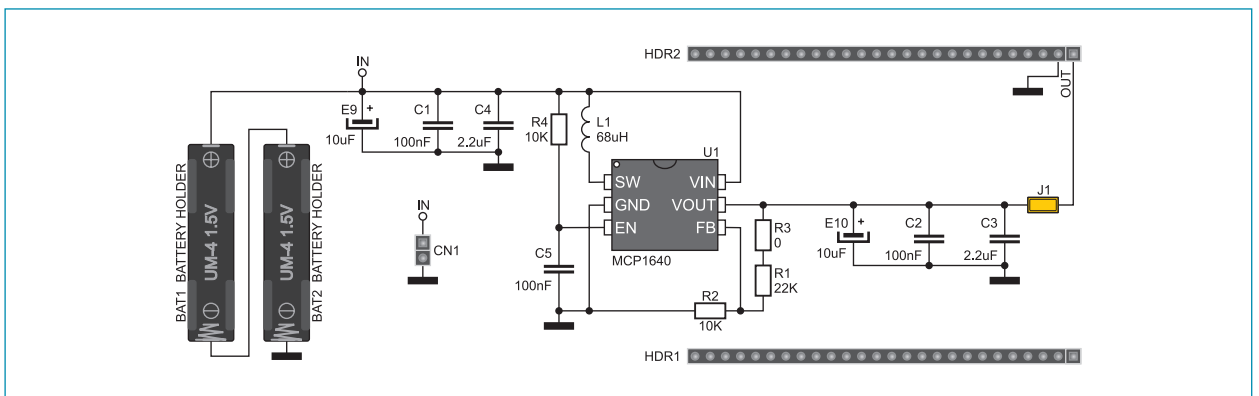
### How to use the board?

First thing you need to do is to place two 1.5V AAA batteries in to the battery holders. Instead of AAA batteries you can use other DC power supply source in range between 0.65V and 4V DC which is connected via pads marked with INPUT. Pad marked with "+" is used for positive voltage connection and pad marked with "-" is used for GND. When batteries are inserted additional board will start step-up DC-DC voltage conversion. To use converted voltage connect positive input of powered device with pad marked with OUT and GND with pad marked with GND. To power up powered device place jumper J1 on Battery Boost.

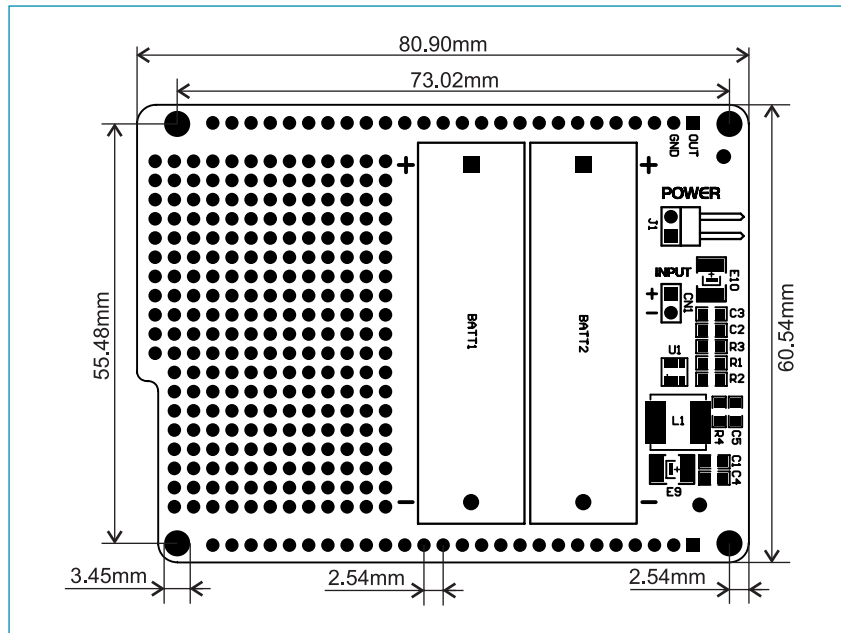
To connect Battery Boost Shield with mikroMMB board it is necessary to solder supplied headers to appropriate pads on Battery Boost Shield and mikroMMB board, Figure 2 (A and B).



**Figure 2:** Battery Boost Shield connected to mikroMMB



**Figure 3:** Battery Boost Shield connection schematics



**Figure 4:** Battery Boost Shield dimensions





SOFTWARE AND HARDWARE SOLUTIONS FOR EMBEDDED WORLD ...making it simple

If you want to learn more about our products, please visit our website at [www.mikroe.com](http://www.mikroe.com)

If you are experiencing some problems with any of our products or just need additional information, please place your ticket at [www.mikroe.com/en/support](http://www.mikroe.com/en/support)

If you have any questions, comments or business proposals, do not hesitate to contact us at [office@mikroe.com](mailto:office@mikroe.com)

# AMEYA360

## Components Supply Platform

Authorized Distribution Brand :



Website :

Welcome to visit [www.ameya360.com](http://www.ameya360.com)

Contact Us :

➤ Address :

401 Building No.5, JiuGe Business Center, Lane 2301, Yishan Rd  
Minhang District, Shanghai , China

➤ Sales :

Direct +86 (21) 6401-6692

Email [amall@ameya360.com](mailto:amall@ameya360.com)

QQ 800077892

Skype ameyasales1 ameyasales2

➤ Customer Service :

Email [service@ameya360.com](mailto:service@ameya360.com)

➤ Partnership :

Tel +86 (21) 64016692-8333

Email [mkt@ameya360.com](mailto:mkt@ameya360.com)