

### VPS36-2200

#### Electrical Specifications (@25C)

- Maximum Power: 80VA
- Input Voltage: **Series:** 230VAC, 50/60Hz; **Parallel:** 115VAC, 50/60Hz
- Output Voltage: **Series**<sup>1</sup>: 36.0V CT@ 2.2A; **Parallel**<sup>2</sup>: 18.0V @ 4.4A
- Voltage Regulation: 25% TYP @ full load to no load
- Temperature Rise: 30C TYP (45C MAX allowed)
- Insulation Resistance: 100MΩ
- Recommended Fuse<sup>3</sup>:  
 Series: Littelfuse p/n 313 2.5 HXP, 2.5A 250V, slow blow, ¼ x 1 ¼ or,  
 Cooper Bussmann p/n BKMDL-2½, 2.5A 250V, ¼ x 1 ¼  
 Parallel: Littelfuse p/n 313 5.0 HXP, 5A 250V, slow blow, ¼ x 1 ¼ or,  
 Cooper Bussmann p/n BKMDL-5, 5A 250V, ¼ x 1 ¼

#### Construction:

Dual bobbin construction with an insulated shroud, both made of a high temperature material that exceeds UL flammability requirements.

#### Safety:

These units are designed with 4000VAC isolation between the primary and secondary, and also, between each winding and the core.

#### Agency File:

UL: File E53148, UL 5085-1 and 2 (formerly UL 506), General Purpose.  
 File E65390, UL 5085-1 and 3 (formerly UL1585), Class 2/3  
 CSA: File LR 221330. C22.2 NO. 66, General Purpose.  
 TUV Certificate No.: R72103639, EN60950, Information Technology



#### A. Dimensions:

Unit: In inches

H	W	D	B	C	T	MW	ML
3	2-1/2	2-5/16	1-3/8	5/16	3/16	2	2-1/4

B. Mounting Hole Size: 13/64 x 3/8"

C. WT Lbs. : 2.8

#### Connections<sup>4</sup>:

- Input:** Series – 6 and 1, Jumper 5 to 2  
 Parallel – 6 and 1, Jumper 6 to 2 and 5 to 1  
**Output:** Series – 12 and 7, Jumper 11 to 8  
 Parallel – 12 and 7, Jumper 12 to 8 and 11 to 7

**RoHS Compliance:** As of manufacturing date February 2005, all standard products meet the requirements of 2002/95/EC, known as the RoHS initiative.

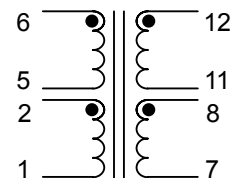
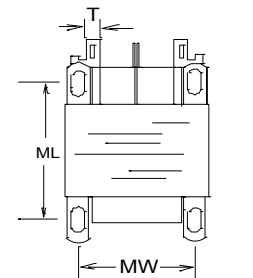
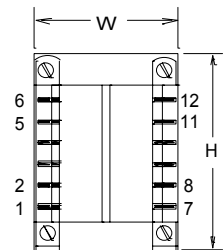
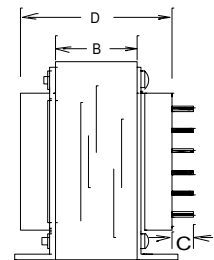
\* Upon printing, this document is considered "uncontrolled". Please contact Triad Magnetics' website for the most current version.

<sup>1</sup> Non-Inherently limited. Class 3.

<sup>2</sup> Non-Inherently limited. Class 2 not wet, Class 3 wet.

<sup>3</sup> Fuse must be used on **secondary** as conditions of acceptability for UL Class2/3 operation.

<sup>4</sup> Primary and secondary windings are designed to be connected in series or parallel. Winding are not intended to be used independently.



SCHEMATIC

# AMEYA360

Components Supply Platform

Authorized Distribution Brand :



Website :

Welcome to visit [www.ameya360.com](http://www.ameya360.com)

Contact Us :

➤ Address :

401 Building No.5, JiuGe Business Center, Lane 2301, Yishan Rd  
Minhang District, Shanghai , China

➤ Sales :

Direct      +86 (21) 6401-6692  
Email        amall@ameya360.com  
QQ            800077892  
Skype        ameyasales1 ameyasales2

➤ Customer Service :

Email        service@ameya360.com

➤ Partnership :

Tel            +86 (21) 64016692-8333  
Email        mkt@ameya360.com