Description	Material	Finish
Body	Brass	Nickel
Socket	BE CU	Gold
Insulation	PTFE	N/A
O Ring	SI Rubber	Rubber
Washer	Brass	Nickel
Nut	Brass	Nickel
Spacer	PTFE	N/A
Support	Brass	Nickel
Heat Shrink	Polyolefin	Black

REVISIONS			
REV	DESCRIPTION	DATE	APPV
A	Add heat shrink, new frame,revised stripping instruct./dims	4/21/10	CJ
B	Updated footprint and dimensions; Added new title block	10-JUL-12	BPM

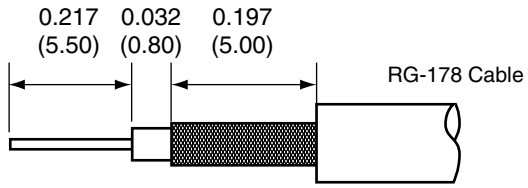

RECOMMENDED CABLE STRIPPING DIMENSIONS

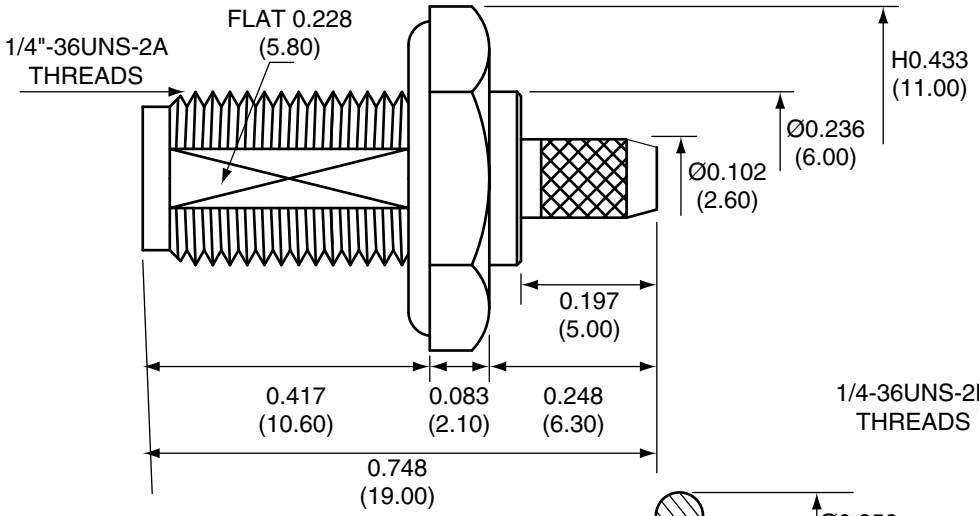

SIDE VIEW

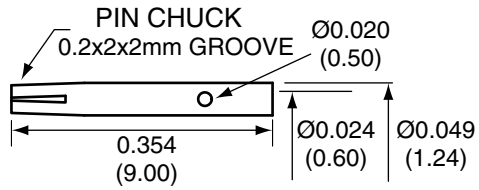

SOCKET

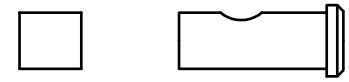

SPACER SUPPORT

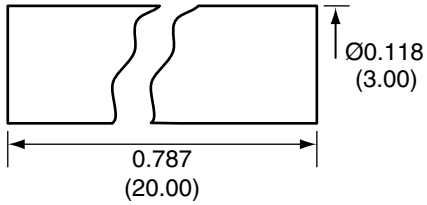

HEAT SHRINK

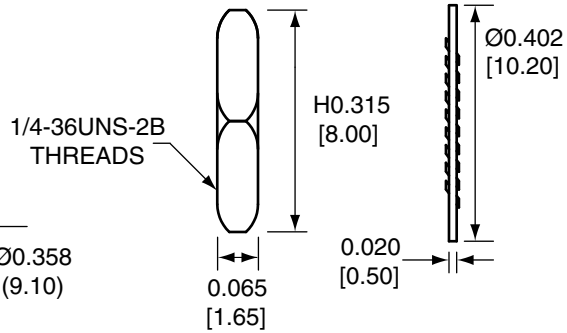

NUT WASHER

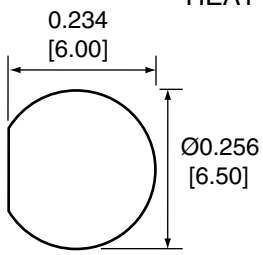

RECOMMENDED MOUNTING HOLE

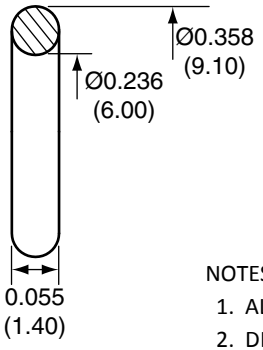

O-RING

NOTES: (UNLESS OTHERWISE SPECIFIED)

1. ALL DIMENSIONS ARE IN INCHES [mm].
2. DIMENSIONS APPLY AFTER FINISHING.
3. MANUFACTURE TO BE COMPLIANT WITH EU RoHS DIRECTIVE.
4. SAFETY BREAK ALL SHARP CORNERS AND EDGES .02 MAXIMUM.

CONSMA014-R178 ASSEMBLY INSTRUCTIONS

1. Strip the cable to the recommended dimensions.
2. Slide the coax into the support until the outside insulation bottoms out against the inside shoulder of the support.
3. Solder the support onto the braid.
4. Place the spacer onto the center conductor.
5. Solder or crimp the socket onto the center conductor.
6. Insert the socket, center conductor, spacer, and support into the body until the top of the socket is even with the white insulation in the body.
7. Crimp the tail of the body onto the support with a 0.093" hex crimp tool.

WARNING: THIS DRAWING CONTAINS PROPRIETARY INFORMATION THAT IS THE SOLE PROPERTY OF LINX TECHNOLOGIES, AND SHALL BE TREATED AS SUCH. NO DISCLOSURE OR REPRODUCTION OF THIS DOCUMENT IS PERMITTED, IN WHOLE OR IN PART, WITHOUT THE EXPRESS WRITTEN PERMISSION OF LINX TECHNOLOGIES OR ITS DESIGNATED AGENTS.

MATERIAL:

FINISH:

TOLERANCES:
.020 [0.50]-.200 [5.00]= ±.008 [0.20]
.200 [5.00]-1.200 [30.00]= ±.016 [0.40]
1.20 [30.0]-4.75 [120.0]= ±.024 [0.60]
4.75 [120.0]-12.40 [315.0]= ±.040 [1.0]

PROJECTION:

ANGLES: ±1°

DRAWN: B.MURPHY DT: 10-JUL-12

ENGR: S.HOGAN DT: 10-JUL-12

Linx
159 ORT LANE
MERLIN, OR 97532

TITLE:

SMA FEMALE BULKHEAD MOUNT CABLE END CRIMP WITH O-RING FOR RG178 CABLE

SIZE A | DWG. NO. CONSMA014-R178 | REV B

SCALE: 2:1 | DO NOT SCALE DRAWING | SHEET 1 OF 1

LDCFDLT_A

AMEYA360
Components Supply Platform

Authorized Distribution Brand :

Website :

Welcome to visit www.ameya360.com

Contact Us :

- **Address :**

  401 Building No.5, JiuGe Business Center, Lane 2301, Yishan Rd
  Minhang District, Shanghai , China

- **Sales :**

  Direct +86 (21) 6401-6692

  Email amall@ameya360.com

  QQ 800077892

  Skype ameyasales1 ameyasales2

- **Customer Service :**

  Email service@ameya360.com

- **Partnership :**

  Tel +86 (21) 64016692-8333

  Email mkt@ameya360.com