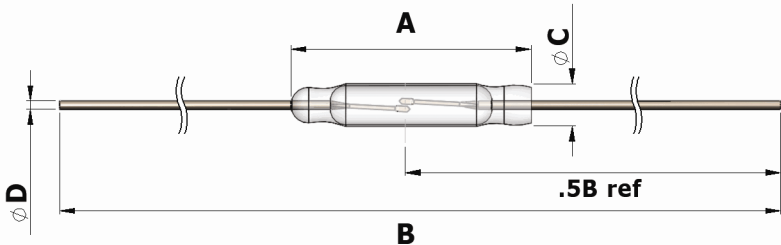


# PR126 Reed Switch



REACH & RoHS Compliant

### Contact Information:

Standex-Meder Electronics  
World Headquarters  
4538 Camberwell Road  
Cincinnati, OH 45209 USA

Standex Americas (OH)  
+1.866.STANDEX  
(+1.866.782.6339)  
info@standexelectronics.com

Meder Americas (MA)  
+1.800.870.5385  
salesusa@standexmeder.com

Standex-Meder Asia (Shanghai)  
+86.21.37820625  
salesasia@standexmeder.com

Standex-Meder Europe (Germany)  
+49.7731.8399.0  
info@standexmeder.com

- Professional grade high voltage high power applications reed switch with rhodium contacts
- Designed to give superior life switching relatively heavy loads

### Physical Characteristics

A	Glass Length (Max.)	20.3 mm
B	Overall Length (Max.)	54.0 mm
C	Glass Diameter (Max.)	2.5 mm
D	Lead Diameter (Nom.)	0.7 mm

### Electrical Characteristics

Contact Arrangement	Form A (SPST), Center Gap
Contact Material	Rhodium
Power Rating <sup>1</sup>	70VA maximum
Switching Current (Max.)	1.5 Amp. DC, 1.5 Amp. AC
Carry Current (Max.)	2.5 Amp. DC, 2.5 Amp. AC
Switching Voltage (Max.)	300 VDC, 300 VAC
Breakdown Voltage (Min. @20AT) <sup>2</sup>	750 Volts DC
Contact Resistance <sup>3</sup>	100 Milliohms
Insulation Resistance (Min.)	10 <sup>12</sup> ohms
Contact Capacitance (pf Max.)	0.3 pf
<p>1. The specification for VA rating may sometimes be exceeded for less sensitive (higher AT) switches, and should be decreased for very sensitive (lower AT) switches. Standex-Meder Electronics will run life tests specific to a customer's load upon request.</p> <p>2. Breakdown voltage is measured in the presence of a radioactive ionising source. Switch leakage current is limited to 100 microamperes</p> <p>3. Contact resistance measurements are made at 10ma from a 1-volt source, with 50% overdrive, using a 4-wire (Kelvin) measuring system. Contact probes are located on 43 mm centres.</p>	

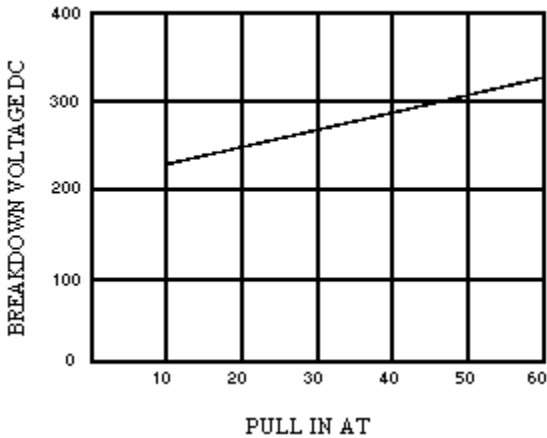
### Minimum Switching Life with Standard Test Loads, using 20AT switch

Voltage	24 VDC	100 VDC	125 VAC	240 VDC	240 VAC
Current	10 mA	100 mA	80 mA	40 mA	40 VA lamp load, 5 sec, 10% duty cycle
Life	5 x 10 <sup>6</sup>	1 x 10 <sup>6</sup>	1 x 10 <sup>6</sup>	2 x 10 <sup>5</sup>	5 x 10 <sup>5</sup>
Note: End of life is defined as contact resistance exceeding one ohm and/or failure to operate.					

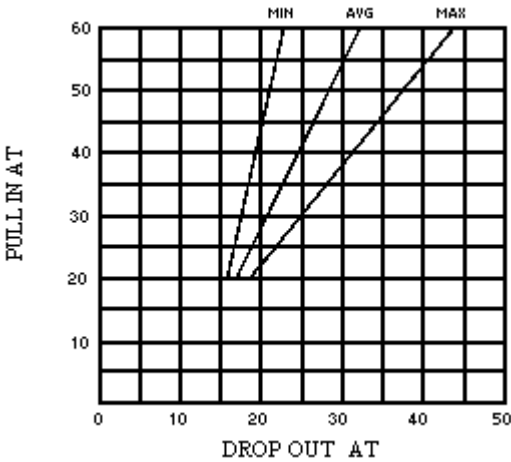
Operating Characteristics

Magnetic Sensitivity (Range - Pull In)	20 to 50 Ampere Turns
Magnetic Sensitivity (Range - Drop Out)	(See chart below)
Operate Time, including bounce (typ.)	0.8 Milliseconds
Release Time (typ.)	0.1 Milliseconds
Resonant Frequency (typ.)	2.2 kHz
Vibration, 10-2,000 Hz (G's Max.)	30 G
Shock, 11-ms. 1/2 Sine wave (G's Max.)	100 G
Operating Temperature	-40°C to + 125°C
Storage Temperature	-50°C to + 155°C

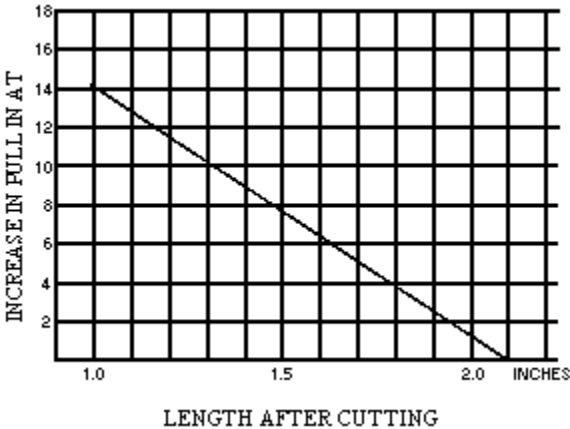
Charts



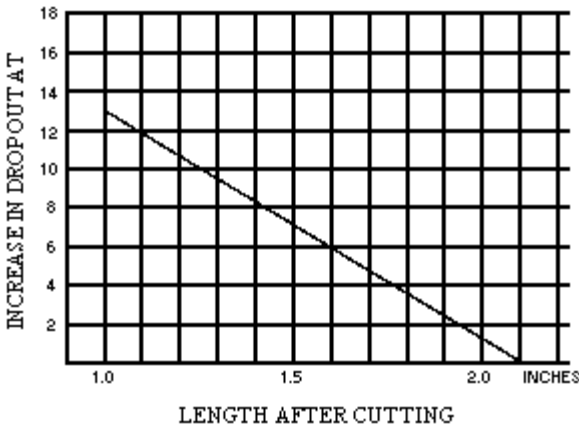
Breakdown Voltage Plotted  
Against Pull-In Ampere Turns



Pull-In Ampere Turns Plotted  
Against Drop-Out Ampere Turns



Change In Pull-In Ampere Turns  
After Switch Lead Cutting



Change In Drop-Out Ampere Turns  
After Switch Lead Cutting

# AMEYA360

Components Supply Platform

Authorized Distribution Brand :



Website :

Welcome to visit [www.ameya360.com](http://www.ameya360.com)

Contact Us :

➤ Address :

401 Building No.5, JiuGe Business Center, Lane 2301, Yishan Rd  
Minhang District, Shanghai , China

➤ Sales :

Direct    +86 (21) 6401-6692  
Email     amall@ameya360.com  
QQ        800077892  
Skype     ameyasales1 ameyasales2

➤ Customer Service :

Email     service@ameya360.com

➤ Partnership :

Tel        +86 (21) 64016692-8333  
Email     mkt@ameya360.com