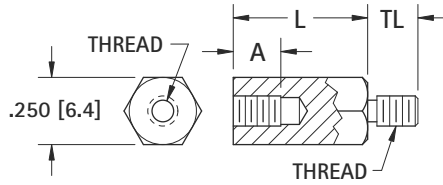


MALE/FEMALE THREADED STANDOFFS



THREAD SIZE	TL EXTERNAL	A INTERNAL
4-40	.187 (4.7)	.250 (6.4)
6-32	.250 (6.4)	.375 (9.5)
8-32	.375 (9.5)	.375 (9.5)

Application Note:
For PC/104 applications use length .600 (15.3) 4-40 Thread

CHOICE OF:		
Stainless: ASTM A581/A582	Brass: ASTM-B16 Plating: Nickel (QQ-N-290)	Aluminum: ASTM B211 Plating: Clear Iridite (Mil-C-5541)

4-40 THREAD			
L LENGTH	STAINLESS STEEL CAT NO.	BRASS CAT NO.	ALUMINUM CAT NO.
.250 (6.4)***	8712	8713	8714
.375 (9.5)	2087	7200	8400
.500 (12.7)	2088	1944	8401
.600 (15.2)*	5799	8799	6799
.625 (15.9)	2089	1945	8402
.750 (19.1)	2090	1946	8403
.875 (22.2)	2091	7201	8404
1.000 (25.4)	2092	1947	8405
1.125 (28.6)	2093	7202	8406
1.250 (31.8)	2094	1948	8407
1.375 (34.9)	2095	1949	8408
1.500 (38.1)	2096	1950	8409
1.625 (41.3)	2097	7203	8410
1.750 (44.5)	2098	7205	8411
2.000 (50.8)	2099	1951	8412

6-32 THREAD			
L LENGTH	STAINLESS STEEL CAT NO.	BRASS CAT NO.	ALUMINUM CAT NO.
.250 (6.4)***	8715	8716	8717
.375 (9.5)**	2119	7210	8413
.500 (12.7)	2120	1952	8414
.625 (15.9)	2121	1953	8415
.750 (19.1)	2122	1954	8416
.875 (22.2)	2123	7211	8417
1.000 (25.4)	2124	1644	8418
1.125 (28.6)	2125	7212	8419
1.250 (31.8)	2126	1955	8420
1.375 (34.9)	2127	1956	8421
1.500 (38.1)	2128	1645	8422
1.625 (41.3)	2129	7214	8423
1.750 (44.5)	2130	7215	8424
2.000 (50.8)	2131	1646	8425

8-32 THREAD			
L LENGTH	STAINLESS STEEL CAT NO.	BRASS CAT NO.	ALUMINUM CAT NO.
.250 (6.4)***	8731	8732	8733
.375 (9.5)**	2149	7220	8426
.500 (12.7)	2150	1957	8427
.625 (15.9)	2151	1958	8428
.750 (19.1)	2152	1959	8429
.875 (22.2)	2153	7221	8430
1.000 (25.4)	2154	1960	8431
1.125 (28.6)	2155	7222	8432
1.250 (31.8)	2156	1961	8433
1.375 (34.9)	2157	1962	8434
1.500 (38.1)	2158	1963	8435
1.625 (41.3)	2159	7224	8436
1.750 (44.5)	2160	7225	8437
2.000 (50.8)	2161	1964	8438
2.500 (63.5)	2180	1965	8439
3.000 (76.2)	2181	1966	8440

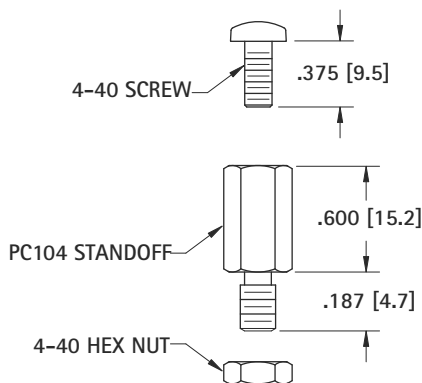
*PC/104 Standard Length
***Internal Thread .130 (3.3)/.150 (3.8) Deep

** Internal Thread .250 (6.4) Deep
*** Internal Thread .130 (3.3)/.150 (3.8) Deep

** Internal Thread .250 (6.4) Deep
*** Internal Thread .130 (3.3)/.150 (3.8) Deep

PC 104 MOUNTING KITS

- Designed to ease the assembly of new modules and multi-board stacks.
- Each kit includes all the hardware that is required to mount a single-board.



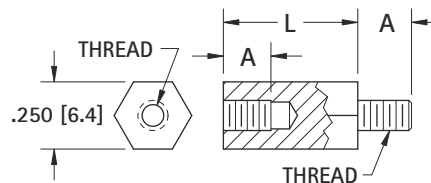
Complete Kit CAT. NO.	Kit Description	Includes Four (4) each:		
		Standoff	Screw	Nut
4799-4	Nylon	4799	9328	9605
5799-4	Stainless Steel	5799	9901	7248-3
6799-4	Aluminum	6799	9301*	9600*
8799-4	Brass	8799	9301*	9600*

* Aluminum and brass kits supplied with steel hardware.

NYLON STANDOFFS

MATERIAL: Nylon 6/6

MALE/FEMALE STANDOFFS



L LENGTH	THREAD SIZE		
	4-40 CAT. NO.	6-32 CAT. NO.	8-32 CAT. NO.
.250 (6.4)***	4800	4814	4828
.375 (9.5)	4801	4815	4829**
.500 (12.7)	4802	4816	4830
.600 (15.2)*	4799	-	-
.625 (15.9)	4803	4817	4831
.750 (19.1)	4804	4818	4832
.875 (22.2)	4805	4819	4833
1.000 (25.4)	4806	4820	4834
1.125 (28.6)	4807	4821	4835
1.250 (31.8)	4808	4822	4836
1.375 (34.9)	4809	4823	4837
1.500 (38.1)	4810	4824	4838
1.625 (41.3)	4811	4825	4839
1.750 (44.5)	4812	4826	4840
2.000 (50.8)	4813	4827	4841

* PC/104 Standard Length
** Internal Thread .250 (6.4) Deep
*** Internal Thread .130 (3.3)/.150 (3.8) Deep

Application Note:
For PC/104 applications use CAT. NO. 4799

THREAD SIZE	A
4-40	.187 (4.7)
6-32	.250 (6.4)
8-32	.375 (9.5)

HEX MALE/FEMALE STANDOFFS

AMEYA360

Components Supply Platform

Authorized Distribution Brand :



Website :

Welcome to visit www.ameya360.com

Contact Us :

➤ Address :

401 Building No.5, JiuGe Business Center, Lane 2301, Yishan Rd
Minhang District, Shanghai , China

➤ Sales :

Direct +86 (21) 6401-6692

Email amall@ameya360.com

QQ 800077892

Skype [ameyasales1](#) [ameyasales2](#)

➤ Customer Service :

Email service@ameya360.com

➤ Partnership :

Tel +86 (21) 64016692-8333

Email mkt@ameya360.com