Features

- Available in E6 series
- Unit height of 4.3 mm
- Current up to 5.4 A
- RoHS compliant*

Applications

- Input/output of DC/DC converters
- Power supplies for:
  - Portable communication equipment
  - Camcorders
  - LCD TVs
  - Car radios

SRU8043 Series - Shielded SMD Power Inductors

Electrical Specifications

Bourns Part No.	Inductance 100 KHz (μH)	Tol. %	Q Ref.	Test Freq. (MHz)	SRF Min. (MHz)	RDC (mΩ)	Irms Max. (A)	Isat Typ. (A)	**K-Factor
SRU8043-2R2Y	2.2	± 30	15	7.96	65.0	11.2	5.40	5.20	250
SRU8043-3R9Y	3.9	± 30	15	7.96	42.0	14.6	4.80	4.00	191
SRU8043-4R7Y	4.7	± 30	13	7.96	36.0	17.0	4.60	3.60	171
SRU8043-6R8Y	6.8	± 30	12	7.96	30.0	22.4	3.80	3.10	141
SRU8043-100Y	10	± 30	27	2.52	20.0	30.0	3.50	2.70	120
SRU8043-120Y	12	± 30	15	2.52	15.0	39.0	2.80	2.20	110
SRU8043-150Y	15	± 30	26	2.52	15.0	46.0	2.70	2.00	98
SRU8043-180Y	18	± 30	15	2.52	15.0	62.0	2.30	1.70	87
SRU8043-220Y	22	± 30	24	2.52	12.0	72.5	2.20	1.70	79
SRU8043-270Y	27	±30	17	2.52	12.0	84.0	1.80	1.55	73
SRU8043-330Y	33	± 30	21	2.52	11.0	100.0	1.70	1.40	66
SRU8043-470Y	47	±30	21	2.52	9.0	120.0	1.50	1.20	55
SRU8043-680Y	68	±30	20	2.52	7.0	192.0	1.20	1.00	44
SRU8043-101Y	100	±30	50	0.796	6.0	287.0	1.00	0.80	38

**K-Factor: To calculate core flux density, Bp-p (gauss) = K x L(μH) x Δ I (peak-to-peak ripple current, A), determine core loss from *Core Loss vs. Flux Density* plot.

Core Loss vs. Flux Density

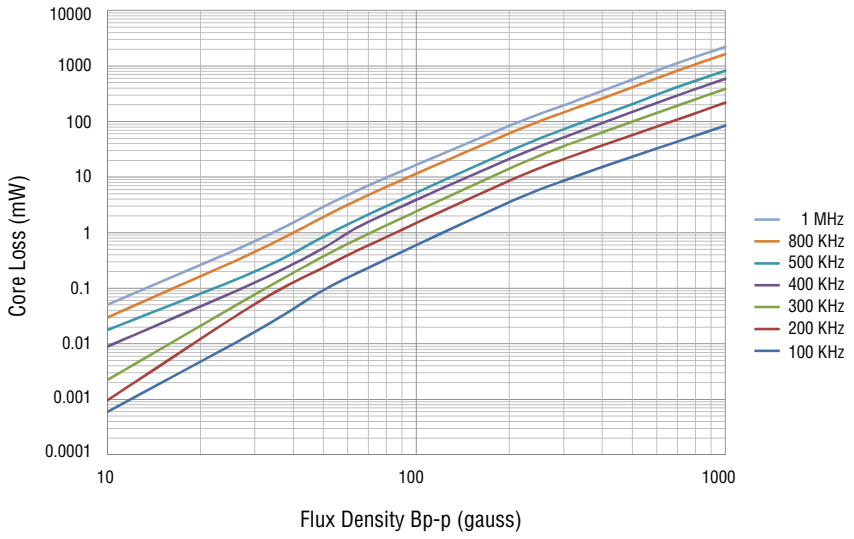

General Specifications

Test Voltage .....1 V
Reflow Soldering .. 230 °C, 50 sec. max.
Operating Temperature
.....-40 °C to +125 °C
(Temperature rise included)
Storage Temperature
.....-40 °C to +125 °C
Resistance to Soldering Heat
..... 260 °C for 10 sec.

Materials

Core.....Ferrite DR and RI core
Wire .....Enameled copper
Terminal.....Ag/Ni/Sn
Rated Current
..... Ind. drop 35 % typ. at Isat
Temperature Rise
.....40 °C max. at rated Irms
Packaging..... 1000 pcs. per reel

Product Dimensions

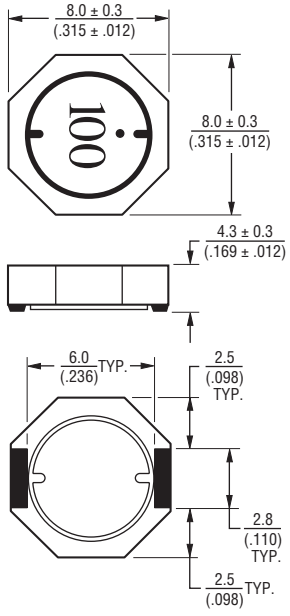

Electrical Schematic

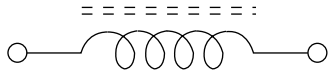

Inductor Connection

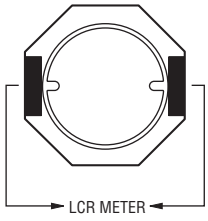

Recommended Layout

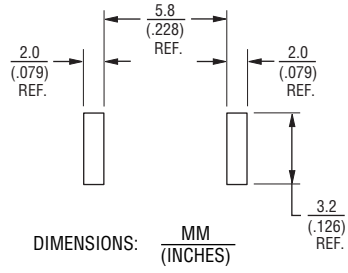

* RoHS Directive 2002/95/EC Jan. 27, 2003 including annex and RoHS Recast 2011/65/EU June 8, 2011.
Specifications are subject to change without notice.
The device characteristics and parameters in this data sheet can and do vary in different applications and actual device performance may vary over time.
Users should verify actual device performance in their specific applications.

Packaging Specifications

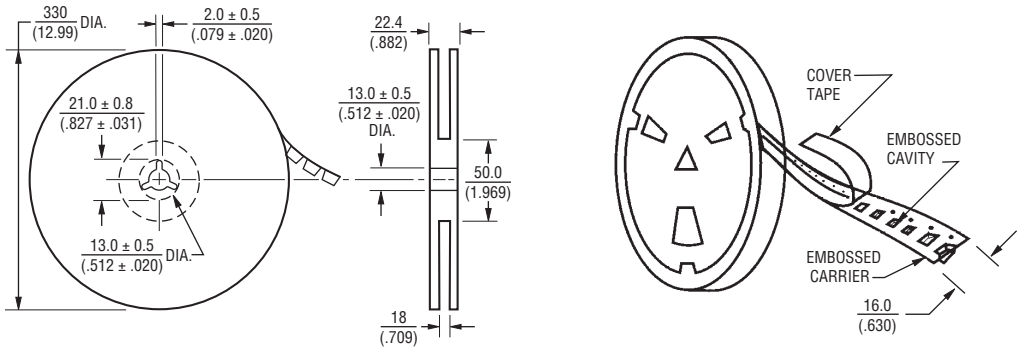

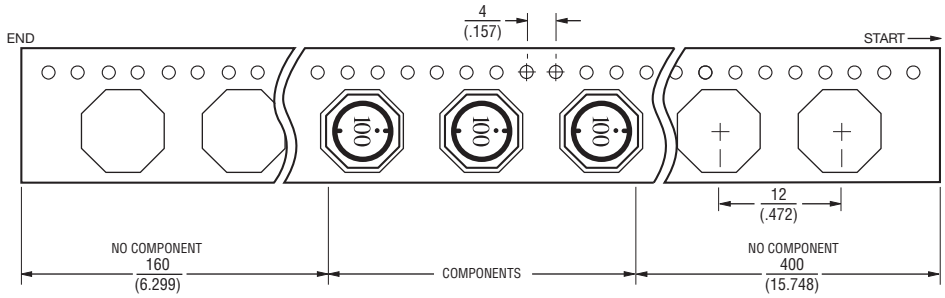

USER DIRECTION OF FEED

QTY: 1000 PCS. PER REEL

DIMENSIONS: MM (INCHES)

BOURNS®

Asia-Pacific: Tel: +886-2 2562-4117 • Fax: +886-2 2562-4116
EMEA: Tel: +36 88 520 390 • Fax: +36 88 520 211
The Americas: Tel: +1-951 781-5500 • Fax: +1-951 781-5700
www.bourns.com

REV. 11/13

Specifications are subject to change without notice.
The device characteristics and parameters in this data sheet can and do vary in different applications and actual device performance may vary over time.
Users should verify actual device performance in their specific applications.

AMEYA360
Components Supply Platform

Authorized Distribution Brand :

Website :

Welcome to visit www.ameya360.com

Contact Us :

- ### Address :

  401 Building No.5, JiuGe Business Center, Lane 2301, Yishan Rd
  Minhang District, Shanghai , China

- ### Sales :

  Direct +86 (21) 6401-6692

  Email amall@ameya360.com

  QQ 800077892

  Skype ameyasales1 ameyasales2

- ### Customer Service :

  Email service@ameya360.com

- ### Partnership :

  Tel +86 (21) 64016692-8333

  Email mkt@ameya360.com