


SPECIFICATION

Part No. : **FXP70.07.0053A**

Product Name : FXP70 Freedom 2.4GHz
Multi Standard Antenna

Feature : Low profile antenna
High performance magnetic field antenna
RoHS Compliant



1. Overview

The FXP70 Freedom 2.4GHz Antenna works on WiFi, ZigBee, Bluetooth and ISM band at 2.4GHz. This antenna has been designed as a general solution to cover the current market applications, with easy installation through a cable connection. The antenna has been designed to work on different plastics material and thickness. We have selected a piece of ABS plastic with 1.5 mm of thickness as a baseline for testing.

Many module manufacturers specify peak gain requirements for any antennas that is to be connected to that module. Upon testing of any of our antenna with your device and a selection of appropriate layout, integration technique, or cable, Taoglas can make sure any of our antennas peak gain will be below the peak gain requirements. Taoglas can then issue a specification and/or report for this selected WiFi antennas in your device that will clearly show it complying with the peak gain requirements, so you can be assured you are meeting regulatory requirements for that module.

It is better not to select an embedded antenna with very low free-space peak gain ($<2\text{dBi}$) directly, as this antenna would have worse performance in your device, and lead to compromised performance compared to using a Taoglas antenna.

2. Antenna Characteristics

Parameter	Multi-Standard			
Communication System	Bluetooth	WiFi	ZigBee	2.4GHz ISM
	2401-2480	2412-2462	2410-2480	2400-2483.5
Efficiency (%)	80%			
Gain	5dBi			
Free Space Peak Gain	1.5dBi			
Return Loss	- 20dB			
Impedance	50 Ohms			
VSWR	$\leq 1.5:1$			
Polarization	Linear			
Power Handled	5 W			
Operation Temperature	-40 °C ~ +85 °C			
Storage Temperature	-40 °C ~ +85 °C			
Dimensions	27 X 25 X 0.08 mm			
Weight	1.2 g			
Connector	MHFI (U.FL Compatible)			
Cable Standard	Mini-Coax 1.13 mm			
Cable Length and color	53 mm, Black			
RoHS Compliant	Yes			
Adhesive	3M 467			

3. TEST SET UP

A Satimo SG24 3D Scan System with Anechoic Chamber.




Figure 1. Satimo System.

Agilent 8753ES Vector Network Analyzer.



Figure 2. Network Analyzer.

4. ANTENNA PARAMETERS

The next antenna parameter graphs like Return Loss, Smith Chart and VSWR were measured in the Agilent 8753ES Vector Network Analyzer. The Gain, Efficiency and Radiation Patterns were measured in the reliable Satimo 3D Scan System.

4.1 Return Loss Data



Figure 3. Return Loss for the FXP70 Antenna.

4.2 VSWR Data

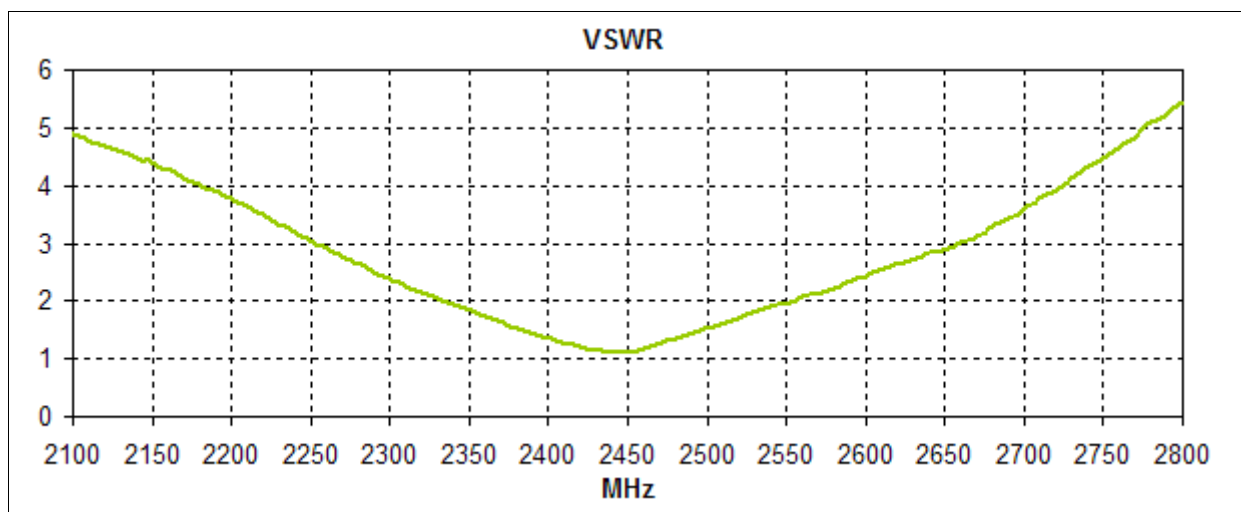


Figure 4. VSWR for the FXP70 Antenna.

4.3 Smith Chart Data

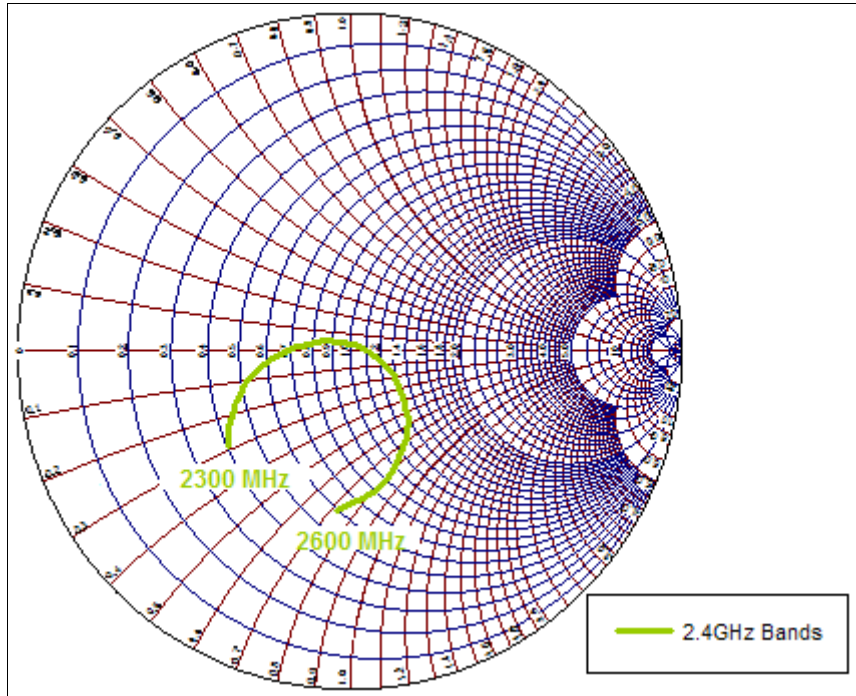


Figure 5. Smith Chart for the FXP70 Antenna.

4.4 Gain Data

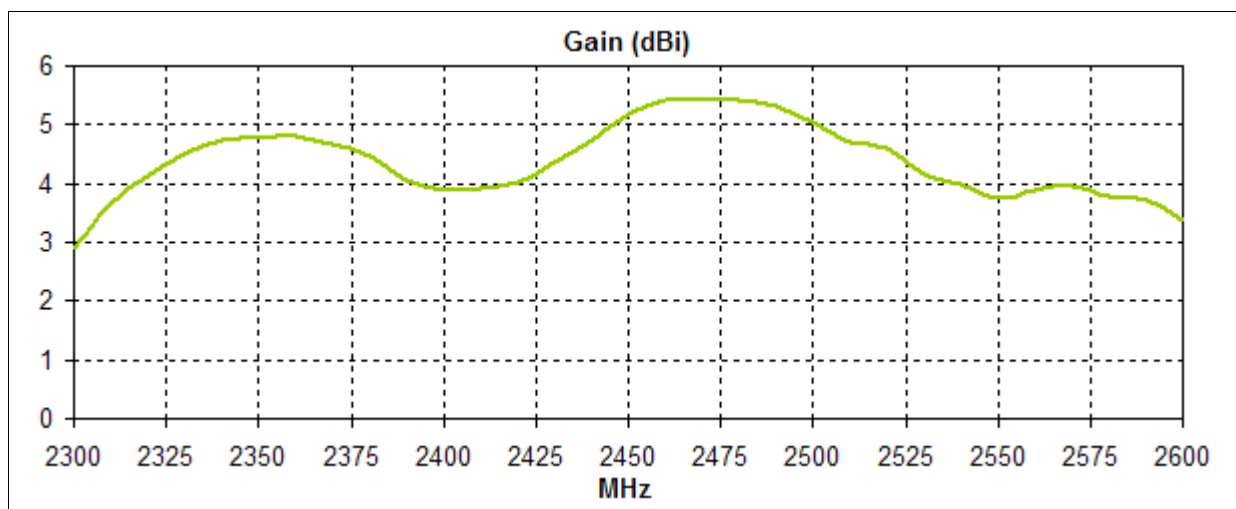


Figure 6. Gain for the FXP70 Antenna.

4.5 Efficiency Data

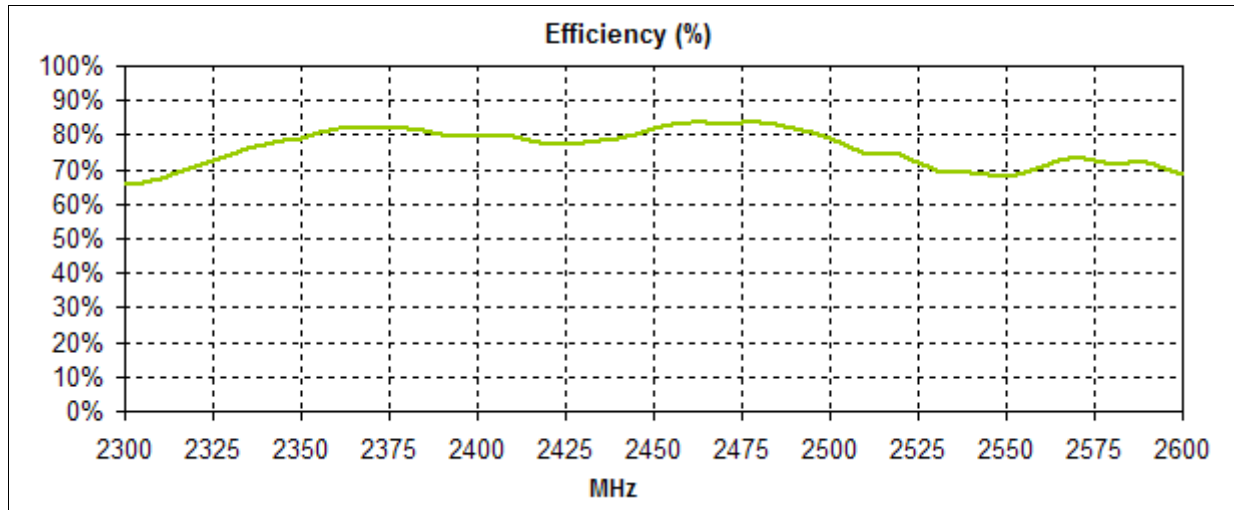


Figure 7. Efficiency for the FXP70 Antenna.

4.6. Radiation Pattern Data.

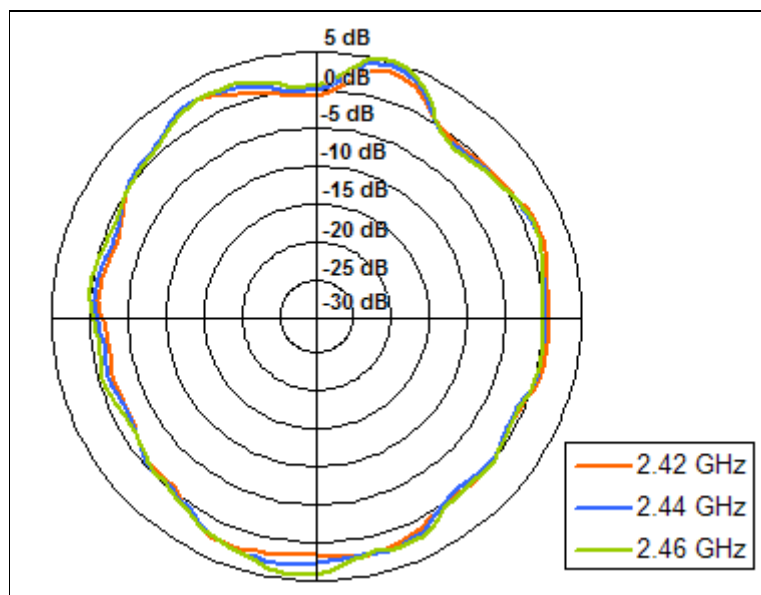


Figure 8. Radiation pattern XZ Plane, Figure 1 as reference (dB).

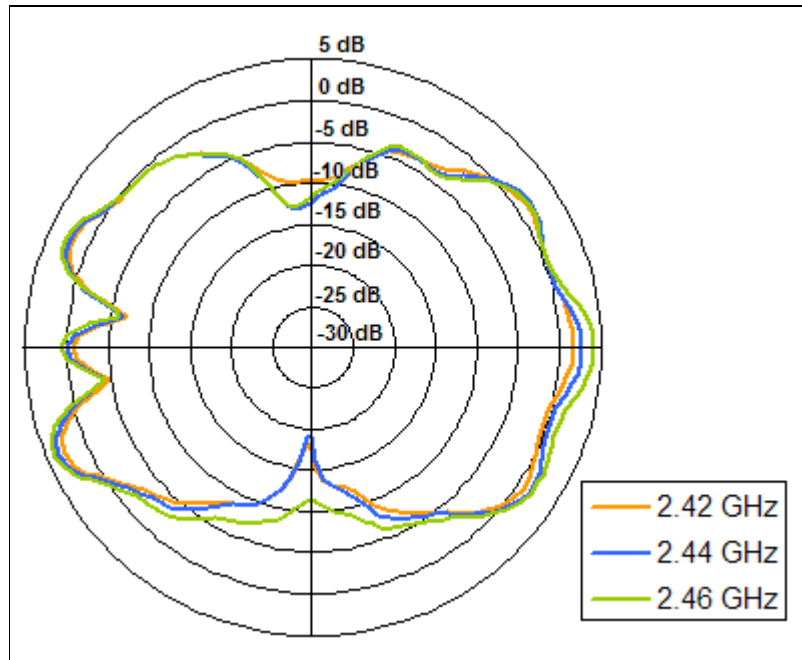


Figure 9. Radiation pattern YZ Plane, Figure 1 as reference (dB).

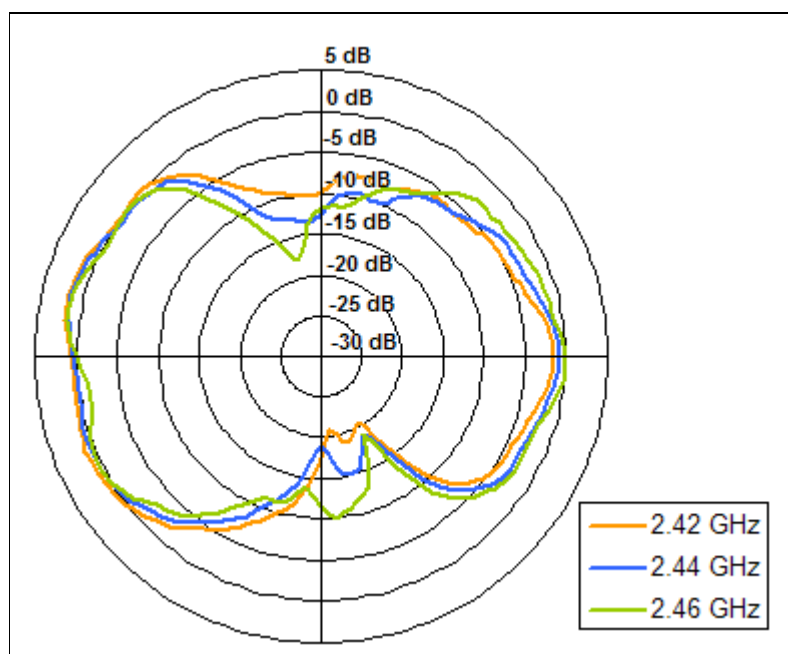
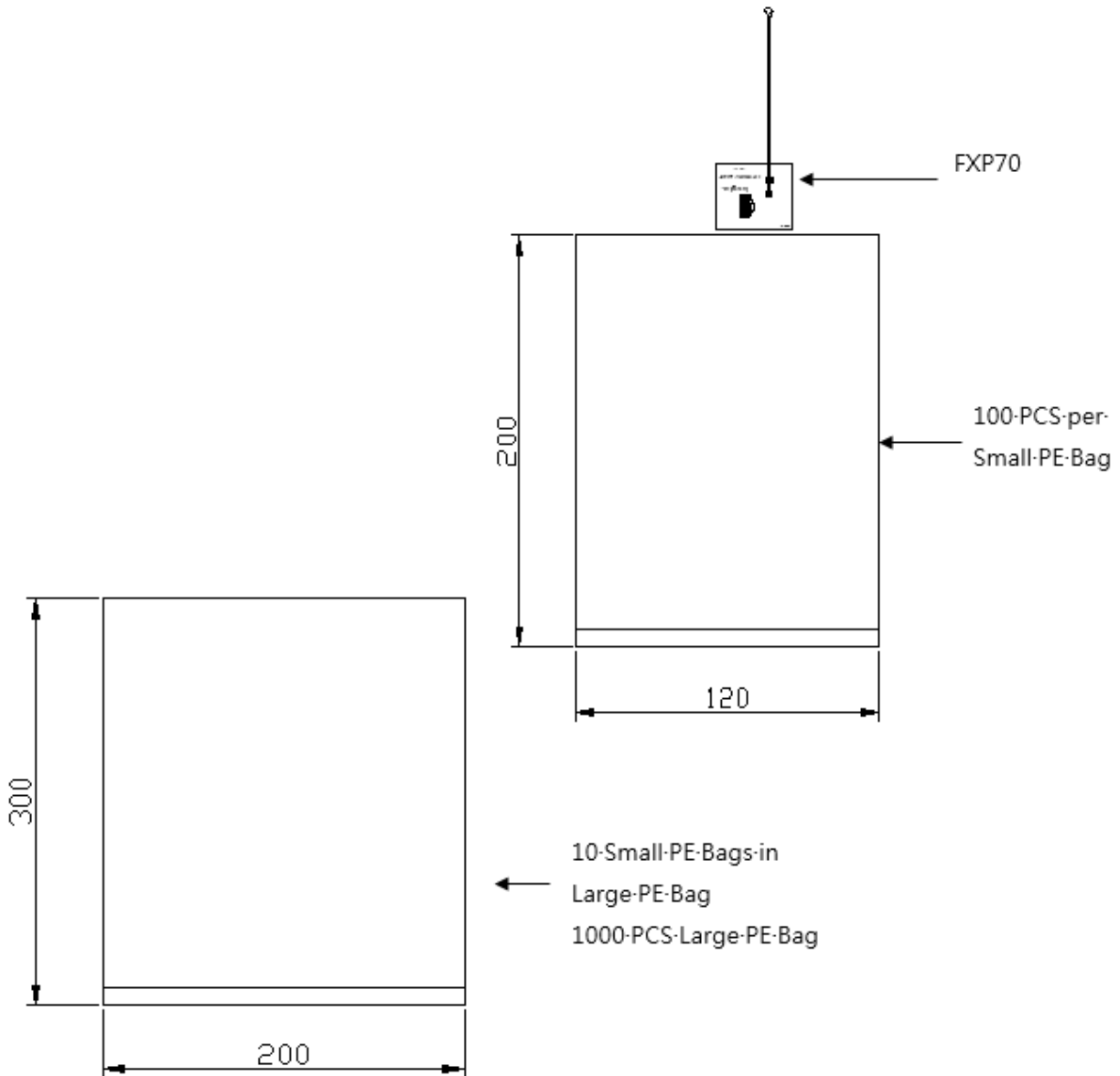


Figure 10. Radiation pattern XY plane, Figure 1 as reference (dB).

6. Packaging



AMEYA360

Components Supply Platform

Authorized Distribution Brand :



Website :

Welcome to visit www.ameya360.com

Contact Us :

➤ Address :

401 Building No.5, JiuGe Business Center, Lane 2301, Yishan Rd
Minhang District, Shanghai , China

➤ Sales :

Direct +86 (21) 6401-6692

Email amall@ameya360.com

QQ 800077892

Skype ameyasales1 ameyasales2

➤ Customer Service :

Email service@ameya360.com

➤ Partnership :

Tel +86 (21) 64016692-8333

Email mkt@ameya360.com