

# Desoldering Braid

How do I remove solder from an old circuit to replace a malfunctioning component?

De-soldering is required when electronic components need to be removed from a circuit, usually because they are faulty. It may sometimes be necessary during testing or assembly, if a wrong part has been fitted or a modification has to be made.

To professionally remove solder from a circuit, you will need the following materials:

1. MG Chemicals Super Wick de-soldering braid
2. Soldering iron


## What you need for removing solder from a circuit:




## PROCEDURE

### Step 1 Choosing the right braid

Match the bead to the braid.



One wide braid suitable for many small beads.



- ▶ Choose a braid width that matches the size of the solder bead to be removed.
- ▶ If there are many small beads, choosing a wider braid will also speed up the Desoldering process.

#### AVAILABLE BRAID PRODUCTS (BY CAT. NO)

LENGTHS	WIDTH AND COLOUR CODE*				
	0.025" White	0.05" Yellow	0.075" Green	0.1" Blue	0.125" Brown
<b>Super Wick</b>					
5 ft	423	424	425	426	427
25 ft	-	442	443	444	-
50 ft	451	452	453	454	-
100 ft	461	462	463	464	-
500 ft	471	472	473	474	-
<b>No Clean Super Wick</b>					
5 ft	-	424-NS	425-NS	426-NS	-
50 ft	-	453-NS	-	454-NS	-

\*Colours are industry standard. They represent the width of a desoldering braid.

E-mail [salesusa@mgchemicals.com](mailto:salesusa@mgchemicals.com)  
Phone 1-800-201-8822 Ext. 130  
1-604-888-3084 Ext. 130  
Fax 1-800-708-9888  
1-604-888-7754



For technical specifications, MSDS, tech support and more

[www.mgchemicals.com](http://www.mgchemicals.com)

To customize this AppGuide for your own use please email

[info@mgchemicals.com](mailto:info@mgchemicals.com)

## Step 2 Using the braid


- a. Heat up soldering iron
- b. Place Super Wick on to solder bead
- c. Place heated solder iron on to braid

Molten solder is drawn up by capillary action into the braid. Careful not to overheat, or 'drag whiskers' of solder over the board, nor let the braid solidify on the joint! Always remove braid and solder iron together in a vertical motion.


### a Heat up soldering iron



### b Place Super Wick on to solder bead



### c Place heated solder iron on to braid



## Fine Braid Super Wick

### Clean, Fast, Reliable



- ▶ Oxide-free clean copper
- ▶ More strands of copper (more surface area) per square inch
- ▶ Designed to leave a residue which is environmentally safe
- ▶ Uses pure type 'R' resin flux conforming to all the requirements of MIL-F-14256F, Type 'RMA' and ANSI/J-STD-004
- ▶ Static free dissipative spools in compliance with the ESD Association Standard (Mil. Standard 2000 and DOD Standard 1686)
- ▶ Manufactured under SPC guidelines
- ▶ Cleaned and manufactured utilizing the latest technology in environmentally friendly chemicals and processes
- ▶ Packaged in 5, 10, 25, 100 and 500 foot lengths

## No Clean Super Wick

### Cleaner, Faster, More Consistent



- ▶ Oxide-free clean copper
- ▶ More strands of copper (more surface area) per square inch
- ▶ Flux residue remaining on board does not need to be cleaned
- ▶ To be used in conjunction with processes using RMA type no-clean fluxes; conforms to the requirements of ANSI/J-STD-004, Type LO
- ▶ High SIR-conforming to Bellcore specification GR-78-CORE (TR-TSY- 000078), and IPC Test Method III
- ▶ Static free dissipative spools in compliance with the ESD Association Standard (Mil. Standard 2000 and DOD Standard 1686)
- ▶ Manufactured under SPC guidelines
- ▶ Cleaned and manufactured utilizing the latest technology in environmentally friendly chemicals and processes
- ▶ Packaged in 5, 10, 25 and 100 foot lengths

E-mail [salesusa@mgchemicals.com](mailto:salesusa@mgchemicals.com)  
 Phone 1-800-201-8822 Ext. 130  
 1-604-888-3084 Ext. 130  
 Fax 1-800-708-9888  
 1-604-888-7754



ISO 9001:2000 Registered Quality System. QMI Certificate #004008 Toronto, Canada.

For technical specifications,  
MSDS, tech support and more

[www.mgchemicals.com](http://www.mgchemicals.com)

To customize this AppGuide  
for your own use please email

[info@mgchemicals.com](mailto:info@mgchemicals.com)

# AMEYA360

## Components Supply Platform

Authorized Distribution Brand :



Website :

Welcome to visit [www.ameya360.com](http://www.ameya360.com)

Contact Us :

➤ Address :

401 Building No.5, JiuGe Business Center, Lane 2301, Yishan Rd  
Minhang District, Shanghai , China

➤ Sales :

Direct +86 (21) 6401-6692

Email [amall@ameya360.com](mailto:amall@ameya360.com)

QQ 800077892

Skype [ameyasales1](#) [ameyasales2](#)

➤ Customer Service :

Email [service@ameya360.com](mailto:service@ameya360.com)

➤ Partnership :

Tel +86 (21) 64016692-8333

Email [mkt@ameya360.com](mailto:mkt@ameya360.com)