

Feature

- § Low Power Consumption
- § High Intensity
- § I.C. compatible

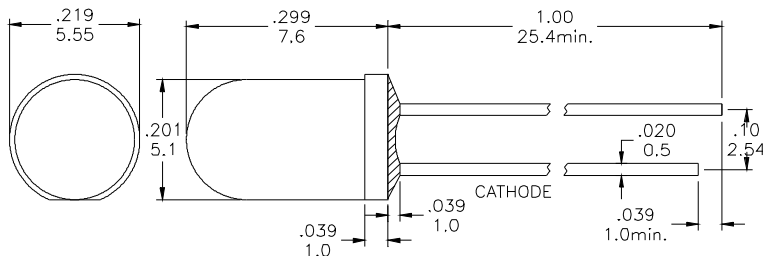
Applications

- § Commercial Outdoor Sign Board
- § Front Panel Indicator
- § Dot-Matrix Module
- § Automotive
- § LED Bulb

Description

- § These High Intensity LEDs are Based on InGaN/Sapphire Material Technology
- § Emitted color:Blue
- § Milky Diffusion Lens

Package Dimension



* Tolerance : $\pm \frac{0.01}{0.25}$ Unit : $\pm \frac{\text{inch}}{\text{mm}}$

Absolute Maximum Ratings at Ta=25°C

Symbol	Parameter	Max.	Unit
PD	Power Dissipation	100	mW
VR	Reverse Voltage	5	V
IAF	Average Forward Current	20	mA
IPF	Peak Forward Current (Duty=0.1, 1kHz)	85	mA
—	Derating Linear Form 25°C	0.4	mA/°C
Topr	Operating Temperature Range	-40 to + 80	°C
Tstg	Storage Temperature Range	-40 to + 100	°C
Lead Soldering Temperature [1.6mm (0.063inch) From Body] 260°C For 5 Seconds.			

Electrical / Optical Characteristics and Curves at Ta=25°C

Symbol	Parameter	Test Condition	Min.	Typ.	Max.	Unit
VF	Forward Voltage	IF= 20 mA		3.5	4.0	V
IR	Reverse Current	VR= 5 V			100	μ A
$\Delta \theta$	Half Intensity Angle	IF= 20 mA		60		Deg.
IV	Luminous Intensity	IF= 20 mA		1500		mcd.
λd	Dominant Wavelength	IF= 20 mA		470		nm



Electrical Characteristics at Ta=25°C

Symbol	I _v		V _F		λ D	
Parameter	Luminous Intensity		Forward Voltage		Dominant Wavelength	
Condition	IF=20mA		IF=20mA		IF=20mA	
Unit	mcd		V		nm	
	Grade	Range	Grade	Range	Grade	Range
	BIN 16	950~1300	P1	3.0~3.2	B5	460~465
	BIN 17	1300~1800	P2	3.2~3.4	B6	465~470
			P3	3.4~3.6	B7	470~475
			P4	3.6~3.8		
			P5	3.8~4.0		

Intensity: Tolerance of minimum and maximum = ± 15%

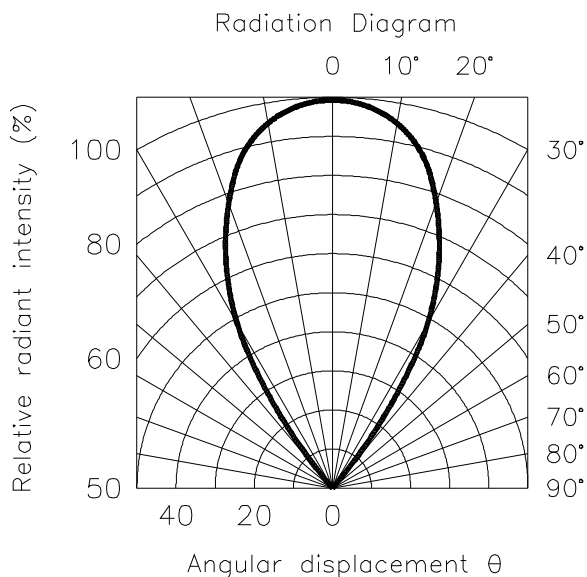
V_f: Tolerance of minimum and maximum = ± 0.05v

NOTE:

1. Static electricity and surge damages the LED. It is recommend to use a anti-static wrist band or anti-electrostatic glove when handing the LEDs. All devices, equipment and machinery must be properly grounded.
2. Specific binning requirements –please contact our home office

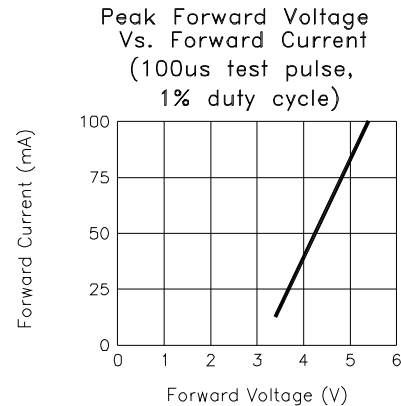
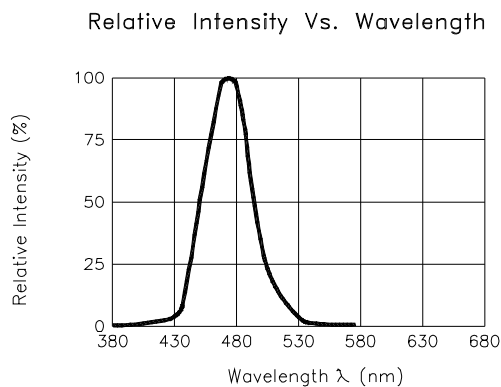
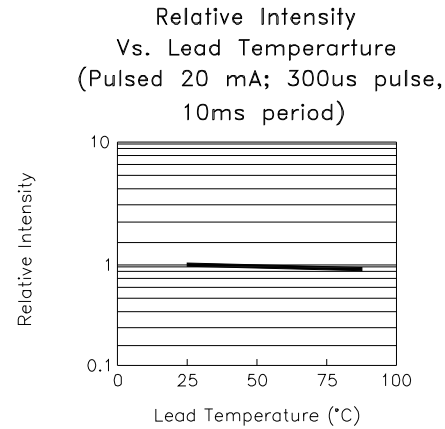
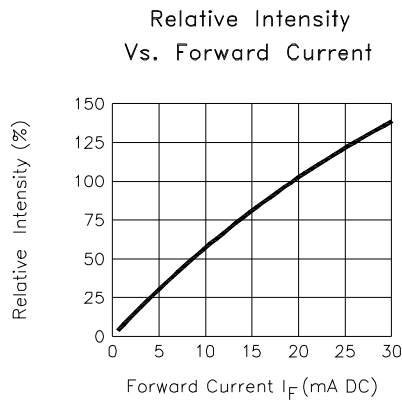
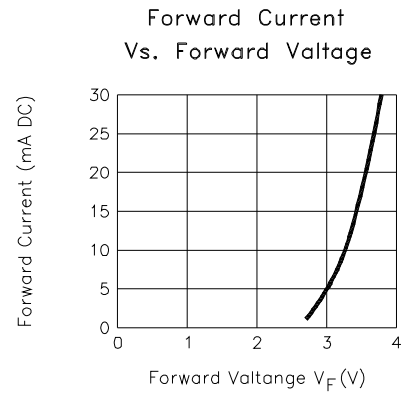
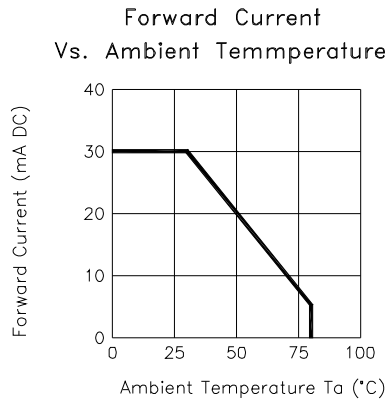
Radiation Diagram

IF=20 mA 50% Power Angle Angle =60°



BLUE

Typical Electro-optical Characteristic Curves (25°C Free Air Temperature Unless Otherwise Specified)



AMEYA360

Components Supply Platform

Authorized Distribution Brand :



Website :

Welcome to visit www.ameya360.com

Contact Us :

➤ Address :

401 Building No.5, JiuGe Business Center, Lane 2301, Yishan Rd
Minhang District, Shanghai , China

➤ Sales :

Direct +86 (21) 6401-6692

Email amall@ameya360.com

QQ 800077892

Skype [ameyasales1](#) [ameyasales2](#)

➤ Customer Service :

Email service@ameya360.com

➤ Partnership :

Tel +86 (21) 64016692-8333

Email mkt@ameya360.com