

915MHz; 25 x 25 x 4mm RFID(USA) Patch Antenna

APAE915R2540ABDB1-T



RoHS
Compliant



25.0 x 25.0 x 4.0mm

MSL level: Not Applicable

FEATURES:

- Compact size
- RoHS Compliance

TYPICAL APPLICATIONS:

RFID systems for Logistic & Inventory Management of Retail, Pharmaceutical, Automotive Industries; Industrial automation, Contactless smart cards.

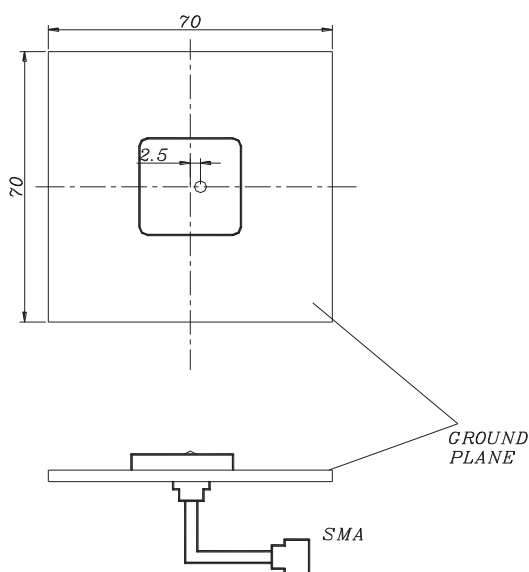
STANDARD SPECIFICATIONS:

Parameters	Min.	Typ.	Max.	Units	Note
Receiving Frequency Range	915.0			MHz	
Center Frequency @ -10dB bandwidth	917.0±2.0			MHz	(Center frequency is the demand frequency by customer.)
-10dB bandwidth	2			MHz	
Gain(at Zenith 90°)		4.5		dBic	(Peak gain on standardized Ground Plane)
VSWR @ Center Frequency			1.5		
Polarization Model	RHCP				(Right Hand Circular Polarization)
Frequency Temperature Coefficient			20	ppm/°C	

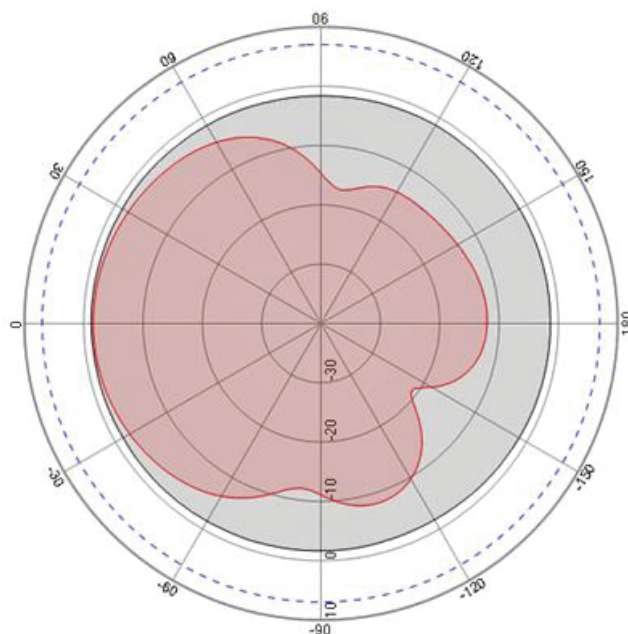
(*) Application environment, including size of ground plane will affect stated performance. Fine tuning might be required when installed on customer's PCB.

TEST CONDITIONS & TEST SETUP:

Parts shall be measured under a condition (Temp.: 20±15°C, Humidity: 65±20% R.H.)



RADIATION PATTERN



915MHz; 25 x 25 x 4mm RFID(USA) Patch Antenna

APAE915R2540ABDB1-T

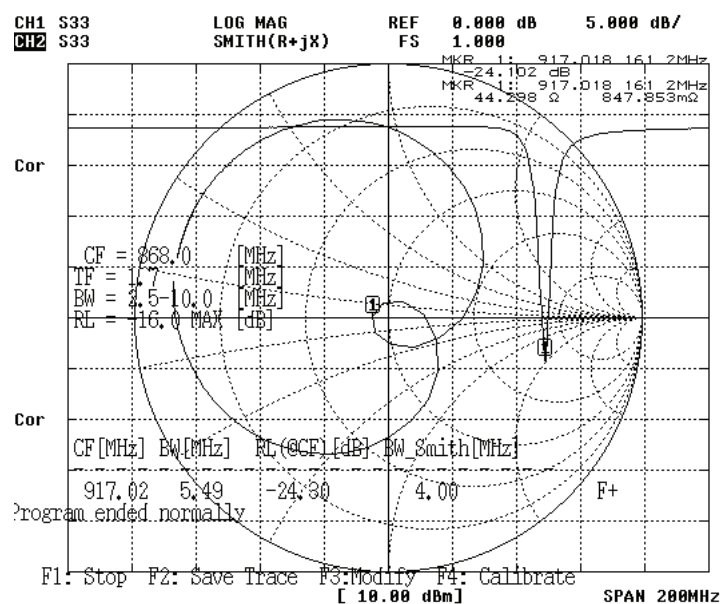


RoHS
Compliant

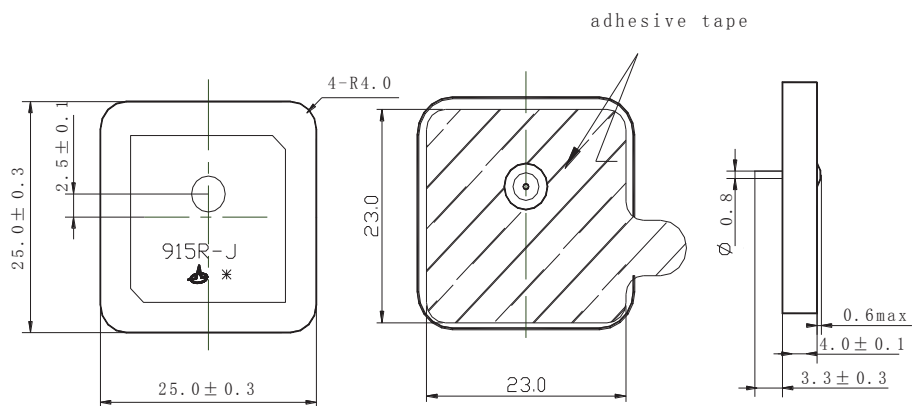


25.0 x 25.0 x 4.0mm

IMPEDANCE CHARACTERISTICS



OUTLINE DRAWING:



Dimension: mm

915MHz; 25 x 25 x 4mm RFID(USA) Patch Antenna

APAE915R2540ABDB1-T



RoHS
Compliant



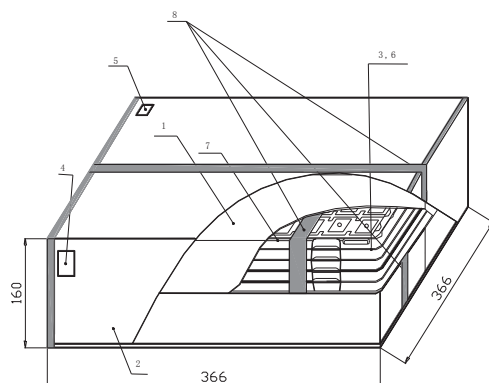
25.0 x 25.0 x 4.0mm

PACKAGING:


“T” is for a vacuum sealed tray containing 50 units.

1000 pieces is the suggested quantity containing 20-trays with 50-pcs per Tray.

NOTE: This product is vacuum packaged to reduce the possibility of oxidation and/or contamination during storage.



Inner Box dimensions (unit: mm)



NO.	Name
1	Inner Box
2	Package
3	Vacuum Bag
4	Certificate of approval
5	Label
6	Cushion
7	Tray
8	Adhesive tape

CAUTION:

- (1) Do not apply excess mechanical stress to the component body or terminations. Do not attempt to re-form or bend the components as this will cause damage to the component.
- (2) Do not expose the component to open flame.
- (3) This specification applies to the functionality of the component as a single unit. Please insure the component is thoroughly evaluated in the application circuit.

NOTE:

- (1) The parts are manufactured in accordance with this specification. If other conditions and specifications which are required for this specification, please contact ABRACON for more information.
- (2) ABRACON will supply the parts in accordance with this specification unless we receive a written request to modify prior to an order placement.
- (3) In no case shall ABRACON be liable for any product failure from in appropriate handling or operation of the item beyond the scope of this specification.
- (4) When changing your production process, please notify ABRACON immediately.
- (5) ABRACON Corporation's products are COTS – Commercial-Off-The-Shelf products; suitable for Commercial, Industrial and, where designated, Automotive Applications. ABRACON's products are not specifically designed for Military, Aviation, Aerospace, Life-dependant Medical applications or any application requiring high reliability where component failure could result in loss of life and/or property. For applications requiring high reliability and/or presenting an extreme operating environment, written consent and authorization from ABRACON Corporation is required. Please contact ABRACON Corporation for more information.
- (6) All specifications and Marking will be subject to change without notice.

ATTENTION: Abracon Corporation's products are COTS – Commercial-Off-The-Shelf products; suitable for Commercial, Industrial and, where designated, Automotive Applications. Abracon's products are not specifically designed for Military, Aviation, Aerospace, Life-dependant Medical applications or any application requiring high reliability where component failure could result in loss of life and/or property. For applications requiring high reliability and/or presenting an extreme operating environment, written consent and authorization from Abracon Corporation is required. Please contact Abracon Corporation for more information.

ABRACON IS
ISO9001:2008
CERTIFIED



Visit www.abracon.com for Terms & Conditions of Sale **Revised 01.31.14**
30332 Esperanza, Rancho Santa Margarita, California 92688
tel 949-546-8000 | fax 949-546-8001 | www.abracon.com

AMEYA360

Components Supply Platform

Authorized Distribution Brand :



Website :

Welcome to visit www.ameya360.com

Contact Us :

➤ Address :

401 Building No.5, JiuGe Business Center, Lane 2301, Yishan Rd
Minhang District, Shanghai , China

➤ Sales :

Direct +86 (21) 6401-6692
Email amall@ameya360.com
QQ 800077892
Skype ameyasales1 ameyasales2

➤ Customer Service :

Email service@ameya360.com

➤ Partnership :

Tel +86 (21) 64016692-8333
Email mkt@ameya360.com