


# Xinger®

## Ultra Low Profile 0805 Power Divider 50Ω to 50Ω



### Description

The PD0922J5050D2HF is a low profile, sub-miniature Wilkinson power divider in an easy to use surface mount package and is ideal for high volume manufacturing while delivering higher performances than traditional printed and lumped element solutions. It has been designed for the following markets: DVB-S, GSM, DCS, PCS, CDMA and GPS.

The PD0922J5050D2HF is matched to 50 Ω and has a height profile of 0.8 mm which is ideal for high level integrations. A 2 section Wilkinson design results in increased isolation performance. Two external resistors are required for operation. Components are available on tape and reel for high volume manufacturing pick and place.

### Detailed Electrical Specifications: Specifications subject to change without notice.

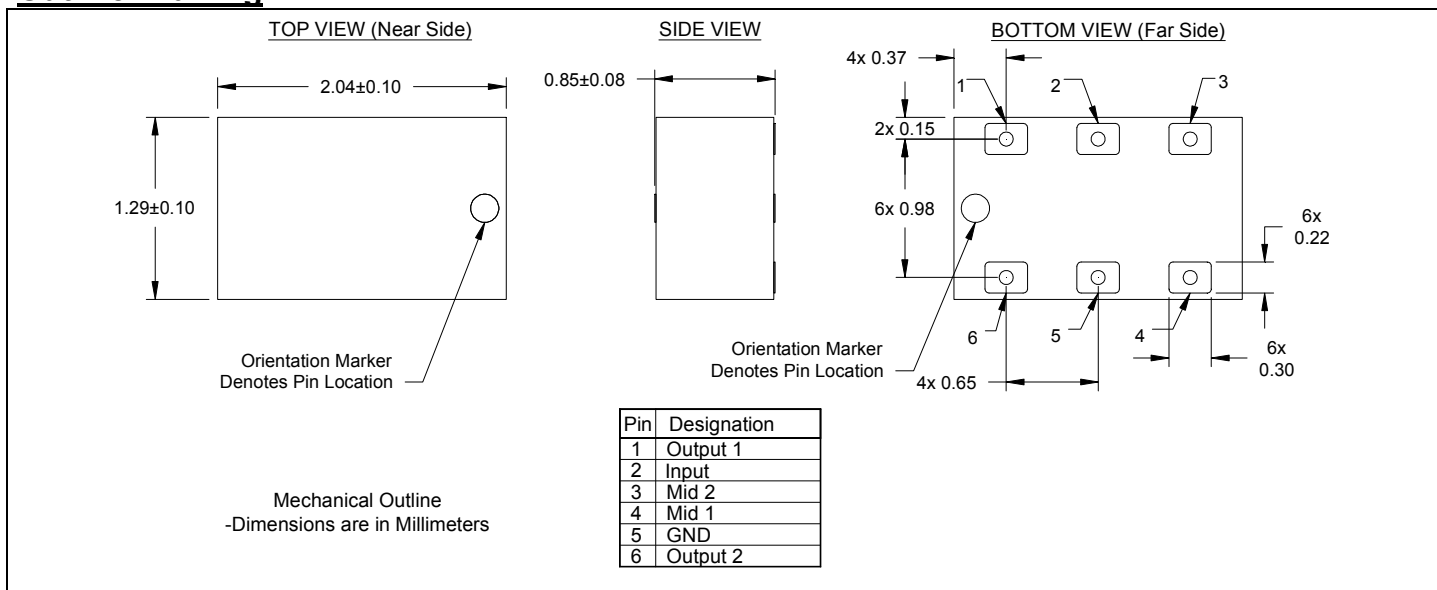
#### Features:

- 950 – 2150 MHz
- 12dB Isolation (output ports)
- Good Return Loss
- 0.8mm Height Profile
- 50Ω Outputs/Inputs
- External resistors required
- Low Insertion Loss
- Surface Mountable
- Tape & Reel
- Non-conductive Surface
- RoHS Compliant
- Halogen Free

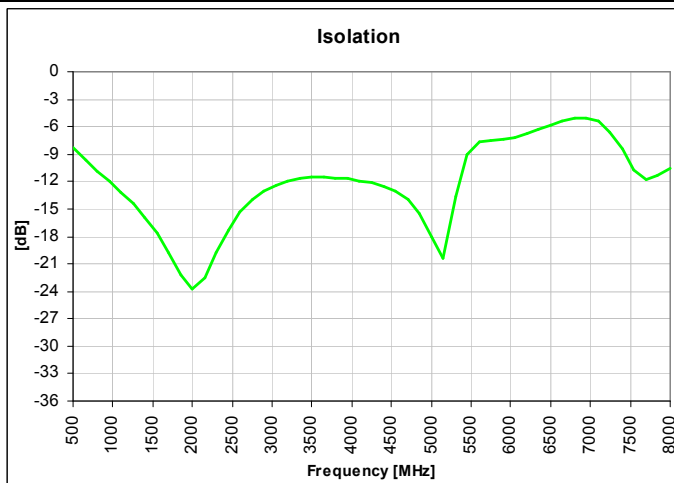
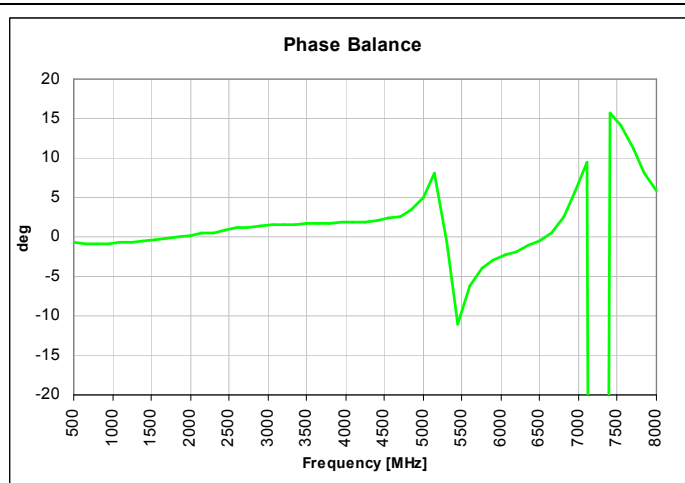
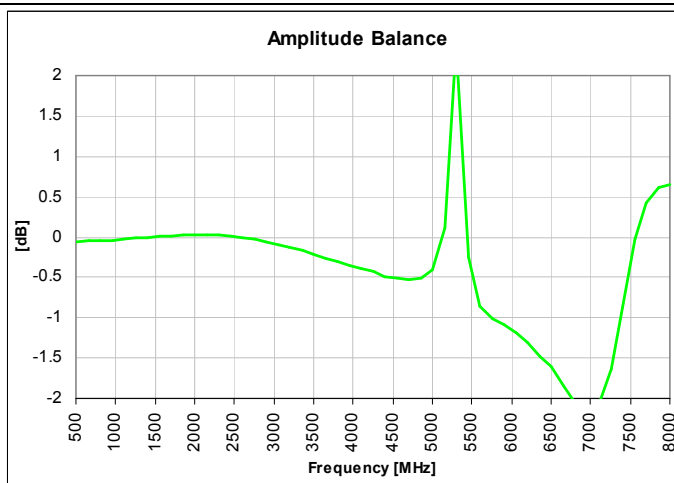
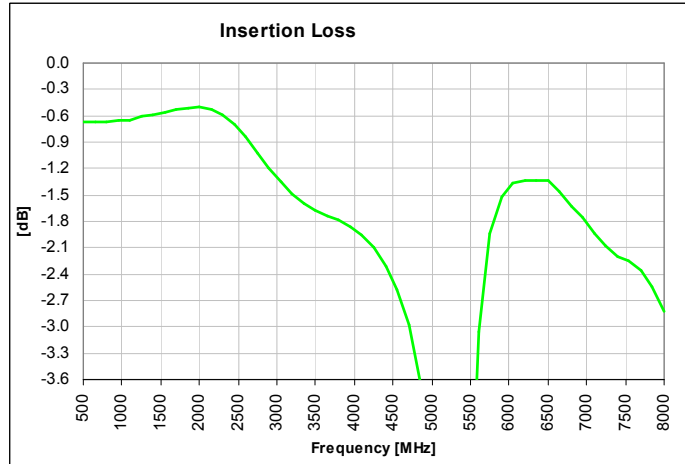
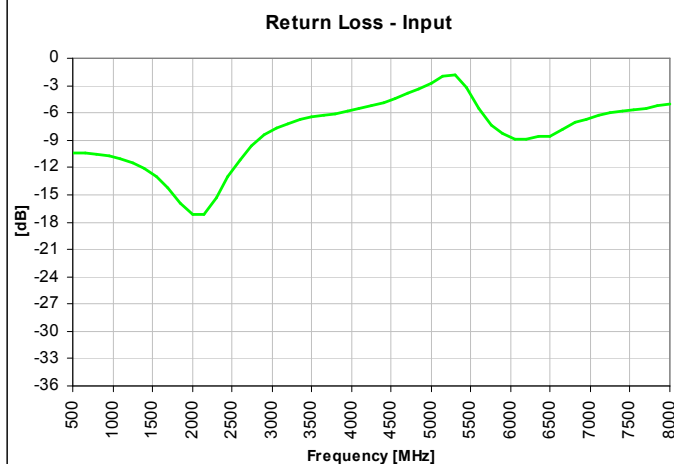
Parameter	ROOM (25°C)			Unit
	Min.	Typ.	Max	
Frequency	950		2150	MHz
Input Port Impedance		50		Ω
Output Port Impedance		50		Ω
Return Loss	9.3	11		dB
Insertion Loss*		0.7	0.8	dB
Amplitude Balance		0.1	0.5	dB
Phase Balance		1	3	Degrees
Isolation (Output Ports)	10.5	12		dB
Power Handling			2	Watts
Operating Temperature	-55		+85	°C

\* Insertion Loss stated at room temperature (Insertion Loss is approximately 0.1 dB higher at +85 °C)

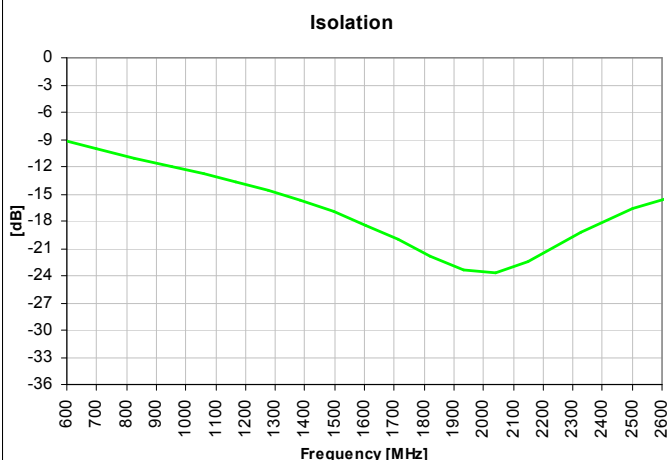
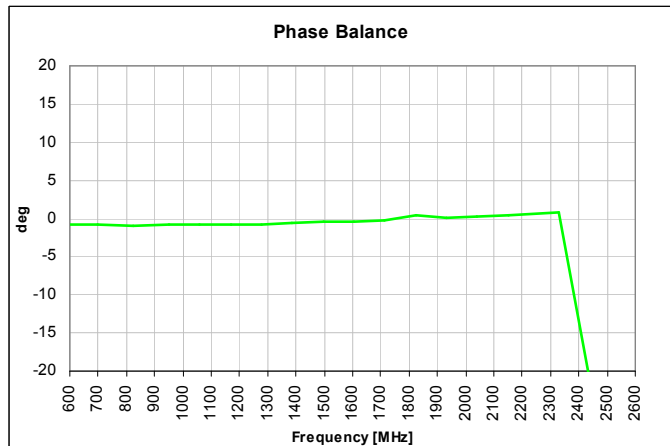
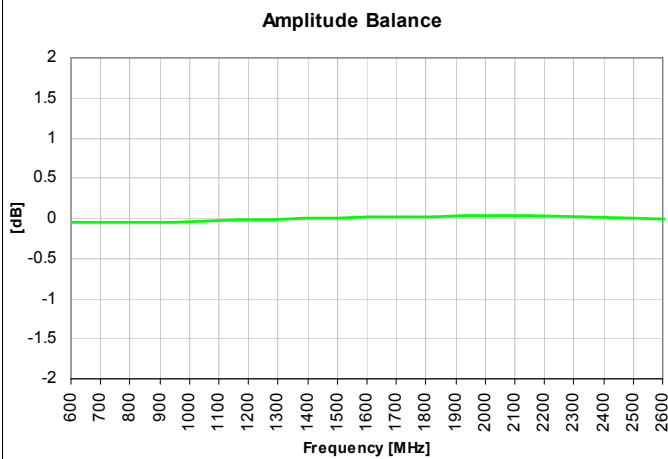
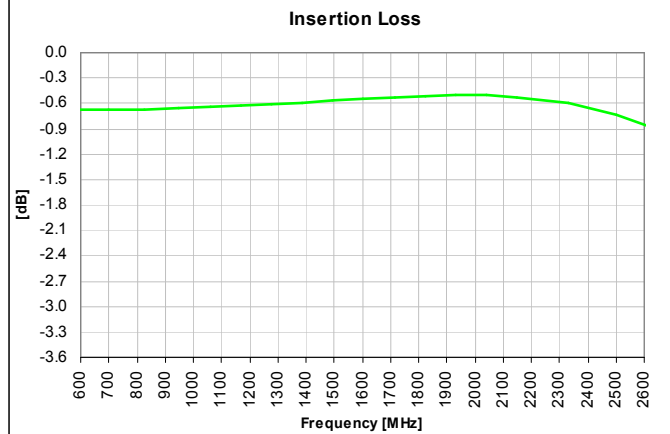
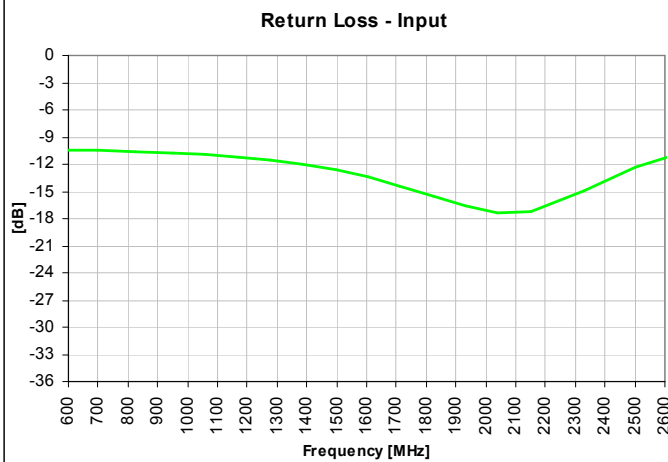
### Outline Drawing



## Typical Broadband Performance: 500 MHz. to 8.0 GHz.



### Typical Performance: 600 MHz. to 2600 MHz.



## Mounting Configuration:

In order for Xinger surface mount components to work optimally, the proper impedance transmission lines must be used to connect to the RF ports. If this condition is not satisfied, insertion loss, Isolation and VSWR may not meet published specifications.


All of the Xinger components are constructed from organic PTFE based composites which possess excellent electrical and mechanical stability. Xinger components are compliant to a variety of ROHS and Green standards and ready for Pb-free soldering processes. Pads are Gold plated with a Nickel barrier.

An example of the PCB footprint used in the testing of these parts is shown below. In specific designs, the transmission line widths need to be adjusted to the unique dielectric coefficients and thicknesses as well as varying pick and place equipment tolerances. In addition, since the PD0922J5050D2HF is a Wilkinson power divider, external 0402 100Ω and 200Ω resistors must be mounted in locations R1 and R2 respectively, as shown in the Figure below.

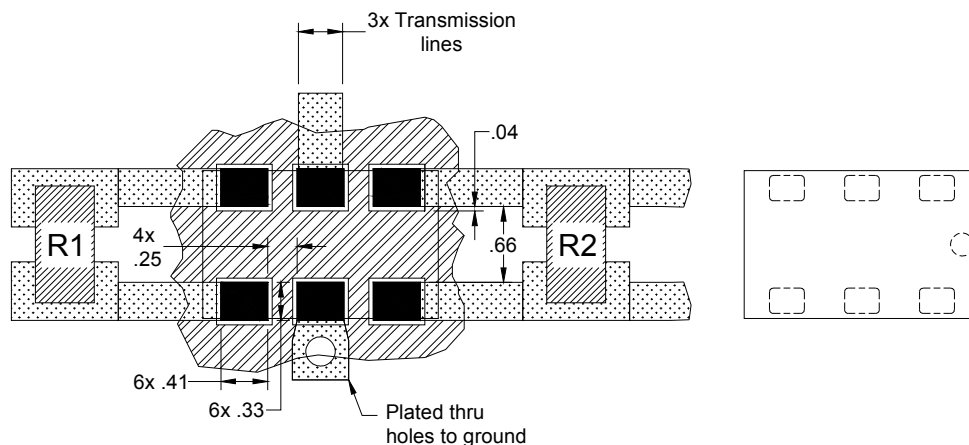
### Pad Footprint w/ Wilkinson 0402 Resistor Locations

 Circuit Pattern

 Footprint Pad (s)

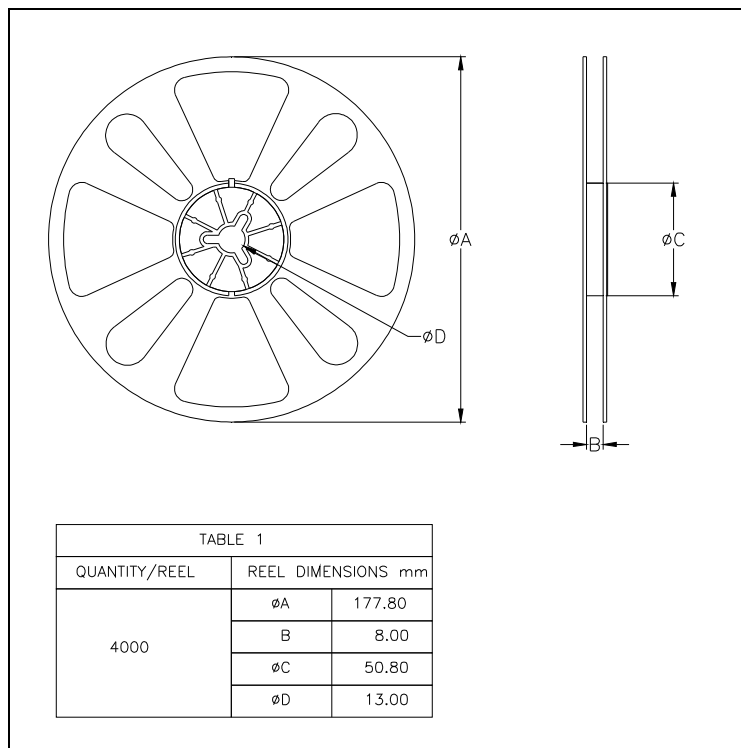
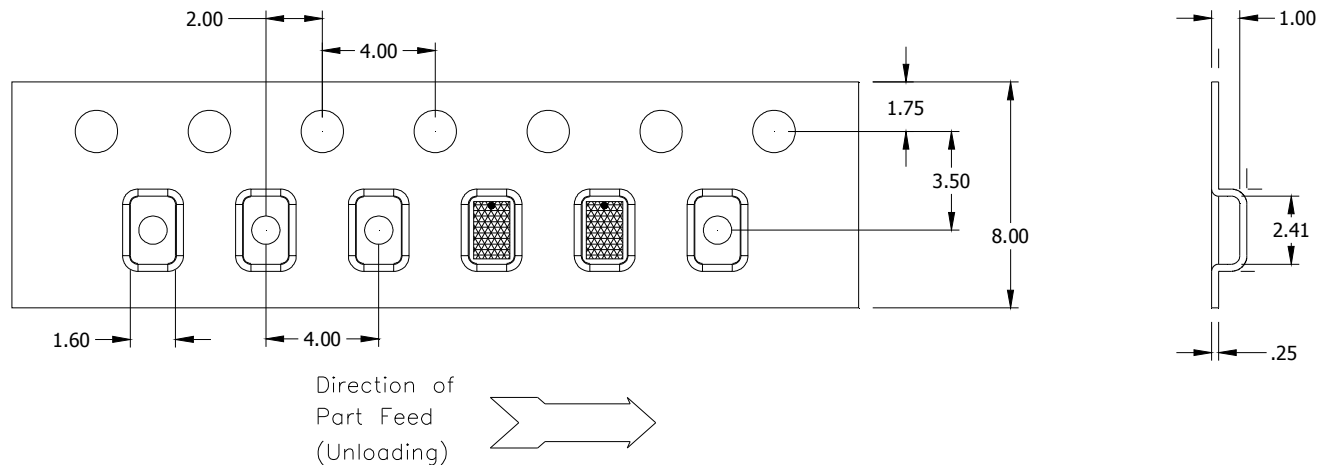
 Solder Resist

Dimensions are in Millimeters  
Mounting Footprint



### Packaging and Ordering Information

Parts are available in reel and are packaged per EIA 481-2. Parts are oriented in tape and reel as shown below. Minimum order quantities are 4000 per reel. See Model Numbers below for further ordering information.



# AMEYA360

Components Supply Platform

Authorized Distribution Brand :



Website :

Welcome to visit [www.ameya360.com](http://www.ameya360.com)

Contact Us :

➤ Address :

401 Building No.5, JiuGe Business Center, Lane 2301, Yishan Rd  
Minhang District, Shanghai , China

➤ Sales :

Direct      +86 (21) 6401-6692  
Email        amall@ameya360.com  
QQ          800077892  
Skype        ameyasales1 ameyasales2

➤ Customer Service :

Email        service@ameya360.com

➤ Partnership :

Tel          +86 (21) 64016692-8333  
Email        mkt@ameya360.com