Empfohlenes Lochbild; Bauteileseite
Toleranzen nach DIN IEC 326 sehr fein

recommended terminal layout; side of component
tolerances as per DIN IEC 326 item 3 very fine

Empfohlener Ausschnitt fuer Rastbefestigung (Grat gegenueber Bestueckungsseite)
recommended cut-out for snap-in fixing (edge opposite to snap-in direction)

Wanddicke wall-thickness	Ausschnittlaenge length of cut-out	Ausschnittbreite width of cut-out
0.75 to / bis 1.25	26.2 -0.1	12.4 +0.1
1.25 to / bis 2	26.4 -0.1	12.4 +0.1
2 to / bis 3	26.8 -0.1	12.4 +0.1

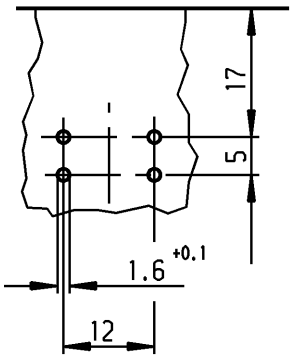

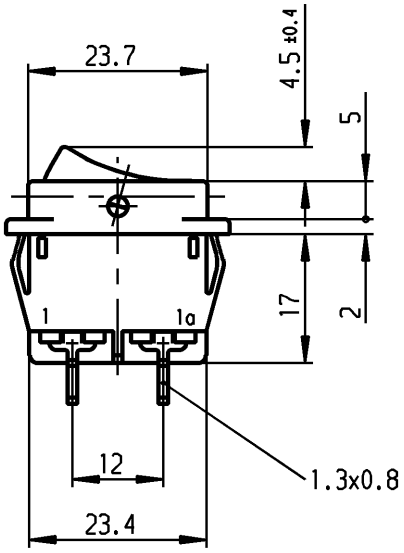

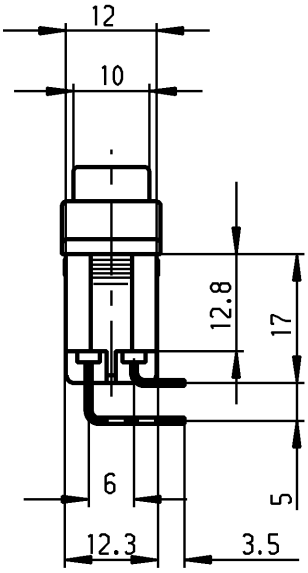

VERTRAULICH-CONFIDENTIAL
© Alle Rechte bei Marquardt, auch fuer den Fall von Schutzrechtsanmeldungen. Jede Verfuegungsbefugnis, wie Kopier- und Weitergaberecht, bei uns.
© This document is the exclusive property of Marquardt. Without our consent, it may not be reproduced or given to third parties.

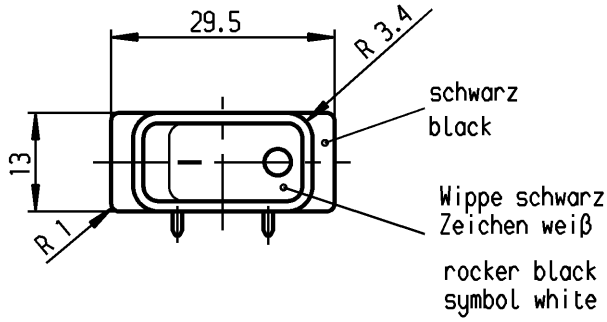

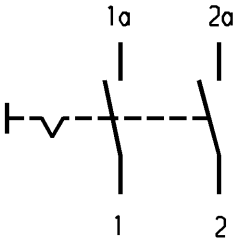

Aufschrift
Marking

Ⓜ
● 155..
16(4)/250 ~
10(4)/250 ~ 5E4 T100/55 T100
5/100A 250V ~
05
16A 125-250V AC
1 HP 125V AC
2 HP 250V AC
R38
Herstellort/-jahr/-woche
nach DIN EN 60062
code of manufacture:
place/year/week acc. to DIN EN 60062

Ausschalter 2-polig
Fuer Geraete der Klasse II geeignet

DPST
suitable for appliances of class II

für Form und Lage FOR SHAPE AND LOC.			Allgemeintoleranzen UNTOLERANCED DIMENSIONS			Pause COPY	Blatt SHEET 01
für Winkel FOR ANGLE ± 2°			PROJECTION	Abmasse und Nennmassbereiche Angaben in mm ALL DIMENSIONS ARE IN MILLIMETRES	Laengen LENGTH / Radien RADII	Original DIN A4	Maßstab SCALE 1:1
				0-6	± 0.2 / ± 0.2		
				>6-15	± 0.4 / ±		
				>15-30	± 0.4 / ±		
				>30-70	±		
				>70-120	±		
				>120-200	±		

0 10 20 30 mm

Typ	Zeichn./DRAWING NO.	Index
K	1552.4602	

Geraeteschalter
Appliance Switch

Ausg. ISSUE	Änderung REVISION	gez. DRAWN BY	Ausg. ISSUE	Änderung REVISION	gez. DRAWN BY
c	22971	21.09.94 Mut	g		
b	21323	24.03.92 Mut	f	69572	11.10.10 hhe
a	20394	10.10.90 ZF	e	35129	27.02.03 wj
			d	23635	16.01.96 RS

CAD Medusa Z
gez./DRAWN BY 18.04.88 ZF
gepr./CHECKED BY Lr
Ersatz für/REPLACEMENT OF

MARQUARDT
Marquardt, D-78604 Rietheim-Weilheim

Schutzvermerk nach DIN 34 beachten
COPYRIGHT RESERVED

AMEYA360
Components Supply Platform

Authorized Distribution Brand :

Website :

Welcome to visit www.ameya360.com

Contact Us :

- ### Address :

  401 Building No.5, JiuGe Business Center, Lane 2301, Yishan Rd
  Minhang District, Shanghai , China

- ### Sales :

  Direct +86 (21) 6401-6692

  Email amall@ameya360.com

  QQ 800077892

  Skype ameyasales1 ameyasales2

- ### Customer Service :

  Email service@ameya360.com

- ### Partnership :

  Tel +86 (21) 64016692-8333

  Email mkt@ameya360.com