


**SP5001 Series 4 Channel Common Mode Filter with ESD Protection**

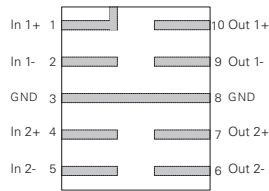


**Description**

The SP5001 Series is a highly integrated Common Mode Filter (CMF) providing both ESD protection and EMI common mode noise filtering for systems using high speed differential serial interfaces, such as MIPI D-PHY or HDMI.

The SP5001 Series can protect and filter two differential line pairs in a small RoHS-compliant TDFN-10 package, with cost and space savings over discrete solutions.

**Pinout**

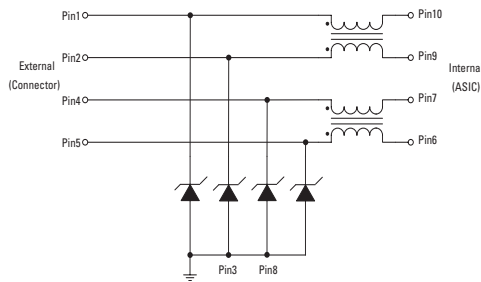


Note :This drawing is not to scale.

**Features**

- Large differential bandwidth > 2.5 GHz
- High Common Mode Stop Band Attenuation:
  - > 25 dB at 700 MHz
  - > 30 dB at 800 MHz
- ±15kV ESD protection per channel (IEC 61000-4-2 Level 4, contact discharge)
- TDFN-10 2.50mm × 2.00mm × 0.75mm package with 0.50mm lead pitch
- RoHS-compliant, Lead-free packaging
- AEC-Q101 qualified

**Functional Block Diagram**



**Applications**

- HDMI/DVI Display in Mobile Phones
- MIPI D-PHY (CSI-2, DSI, etc) in Mobile Phones and Digital Still Cameras

### Absolute Maximum Ratings

Symbol	Parameter	Value	Units
$I_{DC}$	DC Current Per Line	100	mA
$P_{DC}$	DC Package Power Rating	0.5	W
$T_{OP}$	Operating Temperature	-40 to 125	°C
$T_{STOR}$	Storage Temperature	-55 to 150	°C

CAUTION: Stresses above those listed in "Absolute Maximum Ratings" may cause permanent damage to the device. This is a stress only rating and operation of the device at these or any other conditions above those indicated in the operational sections of this specification is not implied.

### Thermal Information

Parameter	Rating	Units
Storage Temperature Range	-55 to 150	°C
Maximum Junction Temperature	150	°C
Maximum Lead Temperature (Soldering 20-40s)	260	°C

### Electrical Characteristics ( $T_{OP}=25^{\circ}C$ )

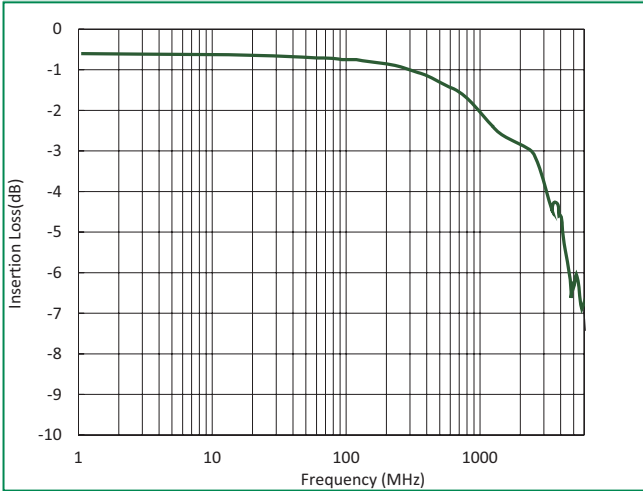
Parameter	Symbol	Test Conditions	Min	Typ	Max	Units
Channel Resistance	$R_{CH}$	Pins 1-10, 2-9, 4-7 and 5-6		8.0		$\Omega$
Total Channel Capacitance	$C_{TOTAL}$	$V_{I/O} = 1.65V_{DC}$ Reverse Bias; $f=1MHz, 30mV_{AC}$		0.8	1.3	pF
Reverse Standoff Voltage	$V_{RWM}$				5.0	V
Breakdown Voltage	$V_{BR}$	$I_T=1mA$	6.0	8.0	10.0	V
Forward Voltage at $I_F$	$V_F$	$I_F=1mA$	0.4	0.7	1.5	V
Reverse Leakage Current	$I_{LEAK}$	$V_{I/O} = 3.3V$		0.01	0.10	$\mu A$
Dynamic Resistance <sup>2 3</sup>	$R_{DYN}$	Positive ( $t_p=8/20\mu s$ )		1.3		$\Omega$
		Negative ( $t_p=8/20\mu s$ )		0.7		
		TLP, $t_p=100ns$ , I/O to GND		0.36		
ESD Withstand Voltage <sup>1 2</sup>	$V_{ESD}$	IEC61000-4-2 (Contact Discharge)	$\pm 15$			kV
		IEC61000-4-2 (Air Discharge)	$\pm 30$			kV
Differential Mode Cutoff Frequency <sup>2</sup>	$F_{3dB}$	$Z_{SOURCE}=50\Omega, Z_{LOAD}50\Omega$		2.5		GHz
Common Mode Stop Band Attenuation <sup>2</sup>	$F_{\alpha}$	$f=800MHz$		30		dB

Notes: <sup>1</sup> ESD zapping at I/O pins (1,2,4,5) with respect to GND.

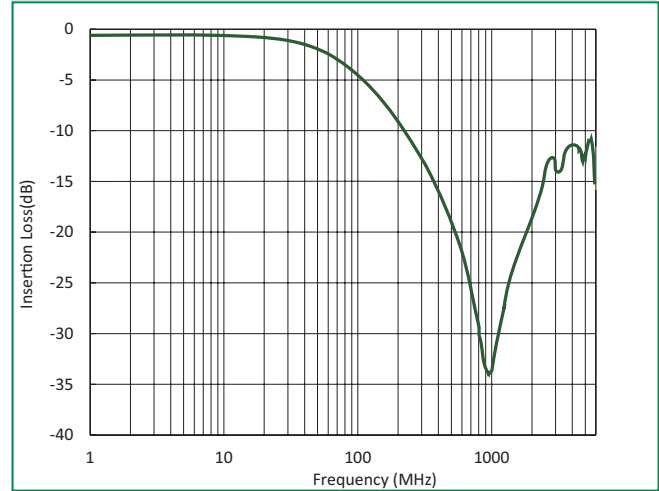
<sup>2</sup> Guaranteed by design.

<sup>3</sup> Transmission Line Pulse (TLP) with 100ns width and 200ps rise time.

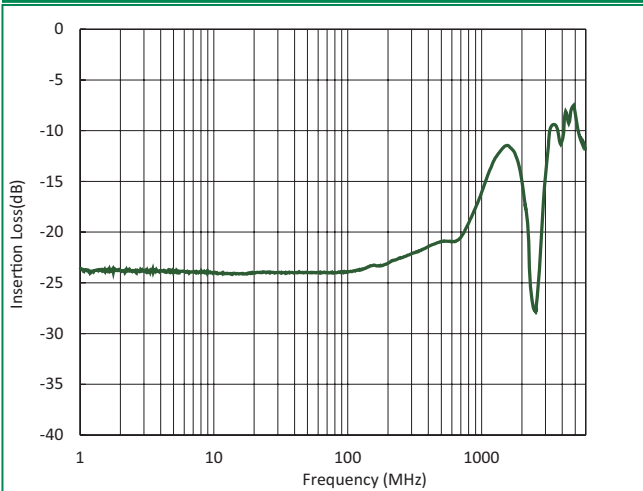
**Differential Mode Attenuation SDD21 vs. Frequency (Zdiff = 100Ω)**



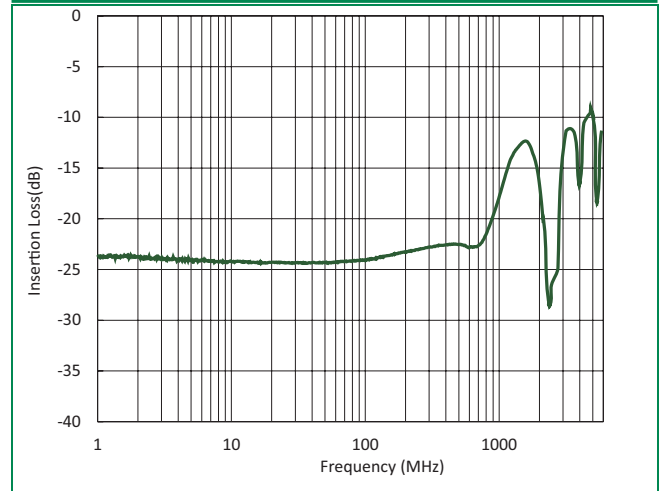
**Common Mode Attenuation SCC21 vs. Frequency (Zcomm= 50Ω)**



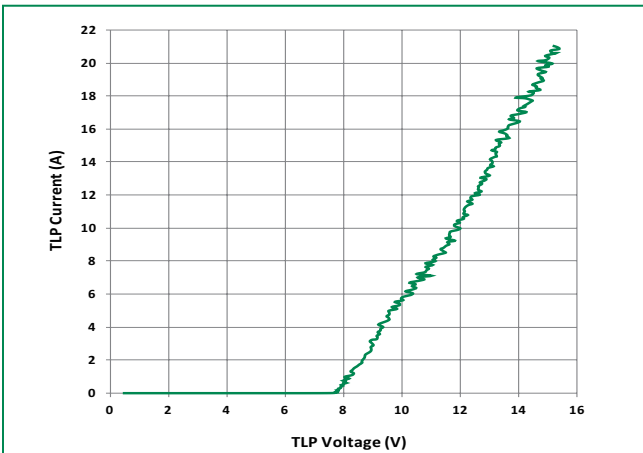
**Differential Return Loss SDD11 vs. Frequency (Zdiff = 100Ω)**



**Differential Return Loss SDD22 vs. Frequency (Zdiff = 100Ω)**



**Transmission Line Pulsing (TLP) Plot**

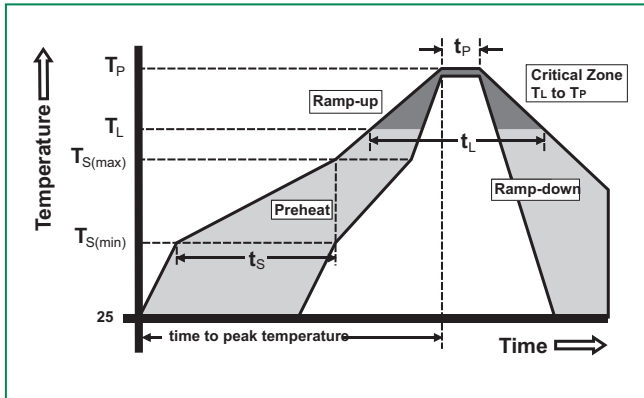


**Product Characteristics**

<b>Lead Plating</b>	Pre-Plated Frame
<b>Lead Material</b>	Copper Alloy
<b>Lead Coplanarity</b>	0.0004 inches (0.102mm)
<b>Substrate material</b>	Silicon
<b>Body Material</b>	Molded Epoxy
<b>Flammability</b>	UL 94 V-0

Notes :

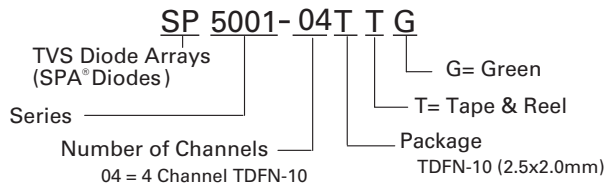
1. All dimensions are in millimeters
2. Dimensions include solder plating.
3. Dimensions are exclusive of mold flash & metal burr.
4. Blo is facing up for mold and facing down for trim/form, i.e. reverse trim/form.
5. Package surface matte finish VDI 11-13.



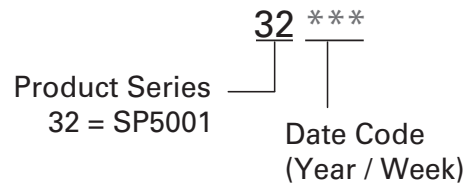
**Soldering Parameters**

Reflow Condition	Pb – Free assembly	
Pre Heat	- Temperature Min ( $T_{s(min)}$ )	150°C
	- Temperature Max ( $T_{s(max)}$ )	200°C
	- Time (min to max) ( $t_s$ )	60 – 180 secs
Average ramp up rate (Liquidus) Temp ( $T_L$ ) to peak	3°C/second max	
$T_{s(max)}$ to $T_L$ - Ramp-up Rate	3°C/second max	
Reflow	- Temperature ( $T_L$ ) (Liquidus)	217°C
	- Temperature ( $t_L$ )	60 – 150 seconds
Peak Temperature ( $T_P$ )	260 <sup>+0/-5</sup> °C	
Time within 5°C of actual peak Temperature ( $t_p$ )	20 – 40 seconds	
Ramp-down Rate	6°C/second max	
Time 25°C to peak Temperature ( $T_P$ )	8 minutes Max.	
Do not exceed	260°C	

**Part Numbering System**



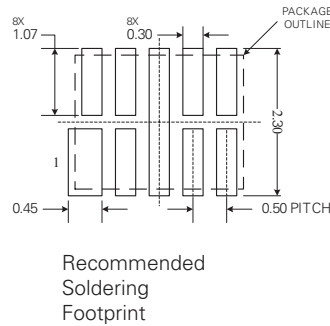
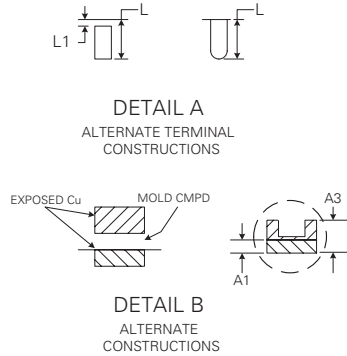
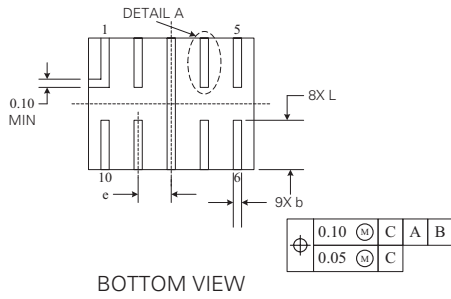
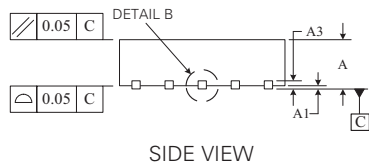
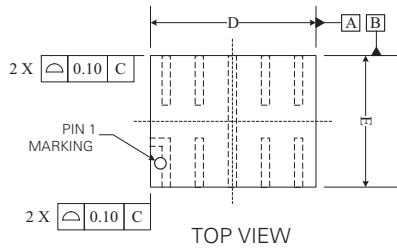
**Part Marking System**



**Ordering Information**

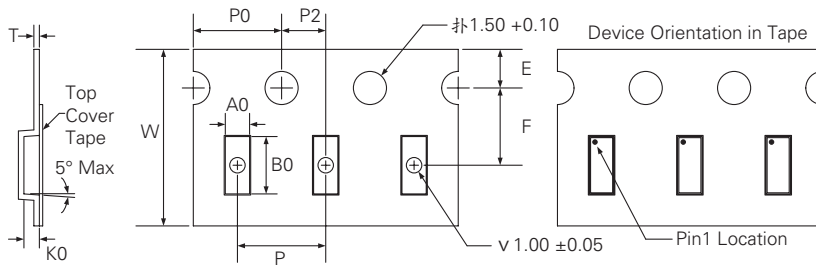
Part Number	Package	Size	Marking	Min. Order Qty.
SP5001-04TTG	TDFN-10	2.5x2.0mm	32****	3000

**Package Dimensions –TDFN-10**



	TDFN-10			
	JEDEC MO-229			
	Millimeters		Inches	
	Min	Max	Min	Max
<b>A</b>	0.70	0.80	0.028	0.031
<b>A1</b>	0.00	0.05	0.000	0.002
<b>A3</b>	0.2 REF		0.008 REF	
<b>b</b>	0.15	0.25	0.006	0.010
<b>D</b>	2.50 BSC		0.098 BSC	
<b>E</b>	2.00 BSC		0.079 BSC	
<b>e</b>	0.50 BSC		0.020 BSC	
<b>L</b>	0.70	0.90	0.028	0.035
<b>L1</b>	0.05	0.15	0.002	0.006

**Tape & Reel Specification –TDFN-10**



Symbol	Dimensions
	Millimetres
<b>E</b>	1.75+/- 0.10
<b>F</b>	3.5 +/- 0.05
<b>P</b>	4.0 +/- 0.10
<b>P0</b>	4.0 +/- 0.10
<b>P2</b>	2.0 +/- 0.05
<b>W</b>	8.00 +0.30/- 0.10
<b>A0</b>	2.19 +/- 0.05
<b>B0</b>	2.77 +/- 0.05
<b>K0</b>	1.05 +/- 0.05
<b>T</b>	0.25+/- 0.02

# AMEYA360

## Components Supply Platform

Authorized Distribution Brand :



Website :

Welcome to visit [www.ameya360.com](http://www.ameya360.com)

Contact Us :

➤ Address :

401 Building No.5, JiuGe Business Center, Lane 2301, Yishan Rd  
Minhang District, Shanghai , China

➤ Sales :

Direct +86 (21) 6401-6692

Email [amall@ameya360.com](mailto:amall@ameya360.com)

QQ 800077892

Skype [ameyasales1](#) [ameyasales2](#)

➤ Customer Service :

Email [service@ameya360.com](mailto:service@ameya360.com)

➤ Partnership :

Tel +86 (21) 64016692-8333

Email [mkt@ameya360.com](mailto:mkt@ameya360.com)