


Fiber Optic Transmitter

OPF692, OPF693 Series



OPF692, OPF693 Series

- Low Cost 850 nm LED technology
- Popular ST[®] style receptacle
- Pre-tested with fiber to assure performance
- Component pre-mounted and ready to use
- 55MHz operation



The OPF692 and OPF693 fiber optic transmitters are high performance devices packaged for data communication links. These transmitters are an 850nm GaAlAs LED and are specifically designed to efficiently launch optical power into fibers ranging in size from 50/125 μ m up to 200/300 μ m diameter fiber. Multiple power ranges with upper and lower limits are offered which allows the designer to select a device best suited for the application.

These products' combination of features including high speed and efficient coupled power makes them ideal transmitters for integration into all types of data communications equipment.

The mechanical design of these packages are intended for PC Board or panel mounting. They are shipped with a lock washer, jam nut, 2 #2-56 screws, and a protective dust cap.

Applications

- ◆ Industrial Ethernet equipment
- ◆ Copper-to-fiber media conversion
- ◆ Intra-system fiber optic links
- ◆ Video surveillance systems

| Package Material | | |
|------------------|--------------------|--------------------|
| Part Number | Body Material | Body Style |
| OPF692 | Conductive Plastic | ST-LP [®] |
| OPF693 | Zinc, Die Cast | ST-LP [®] |

| Typical Coupled Power $I_F = 100\text{mA}$, 25°C | | | | |
|--|--------------|------|-------------|-------------|
| Fiber Size | Type | N.A. | OPF69x-1 | OPF69x-2 |
| 50/125 μ m | Graded Index | 0.20 | 12 μ W | 25 μ W |
| 62.5/125 μ m | Graded Index | 0.28 | 32 μ W | 65 μ W |
| 100/140 μ m | Graded Index | 0.29 | 80 μ W | 160 μ W |
| 200/300 μ m | Step Index | 0.41 | 315 μ W | 630 μ W |



RoHS



ESD Class 2

All Optek OPF LED emitters are AEL Class I as defined by IEC 60825-1 and are Risk Group 1 (Low-Risk) as defined by IEC 62471.

ST[®] is a registered trademark of AT&T.

OPTEK reserves the right to make changes at any time in order to improve design and to supply the best product possible.

Fiber Optic Transmitter

OPF692, OPF693 Series



Absolute Maximum Ratings

$T_A = 25^\circ\text{C}$ unless otherwise noted

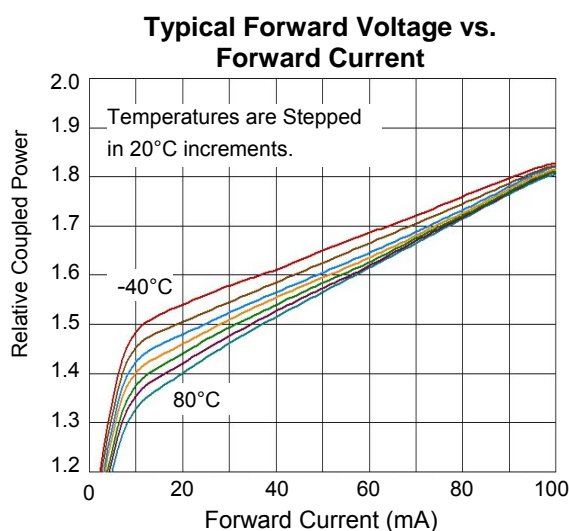
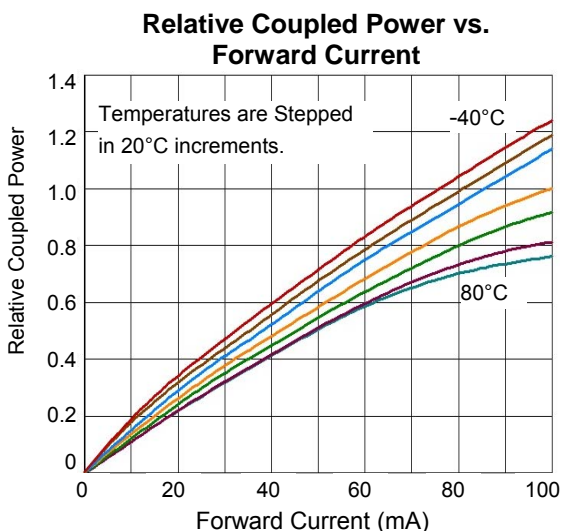
| | |
|---|-------------------|
| Storage Temperature Range | -55° C to +100° C |
| Operating Temperature Range | -40° C to +85° C |
| Lead Soldering Temperature ⁽¹⁾ | 260° C |
| Continuous Forward Current ⁽²⁾ | 100 mA |
| Maximum Reverse Voltage | 1.0 V |

Electrical/Optical Characteristics ($T_A = 25^\circ\text{C}$ unless otherwise noted)

| SYMBOL | PARAMETER | | MIN | TYP | MAX | UNITS | CONDITIONS |
|-----------------|---|----------|------|------|------|---------------|---|
| P_{OC} | Total Coupled Power 50/125 mm Fiber, NA = 0.20 | OPF69X-1 | 12.0 | 25.0 | 40.0 | μW | $I_F = 100\text{ mA}$ |
| | | OPF69X-2 | 25.0 | 50.0 | 80.0 | | |
| V_F | Forward Voltage | | | 1.8 | 2.2 | V | $I_F = 100\text{ mA}$ |
| V_R | Reverse Voltage | | 1.8 | | | V | $I_R = 100\text{ }\mu\text{A}$ |
| λ | Wavelength | | 830 | 850 | 870 | nm | $I_F = 50\text{ mA}$ |
| $\Delta\lambda$ | Optical Bandwidth | | | 45 | 60 | nm | $I_F = 50\text{ mA}$ |
| t_r, t_f | Rise and Fall Time | | | 4.5 | 6.0 | ns | $I_F = 100\text{ mA}$; 10% to 90% ⁽³⁾ |

Notes:

- Maximum of 5 seconds with soldering iron. Duration can be extended to 10 seconds when flow soldering. RMA flux is recommended.
- De-rate linearly at 1.33mA /°C above 25°C .
- No Pre-bias.
- All Optek fiber optic LED products are subjected to 100% burn-in as part of its quality control process. The burn-in conditions are 96 hours at 100mA drive current and 25°C ambient temperature.



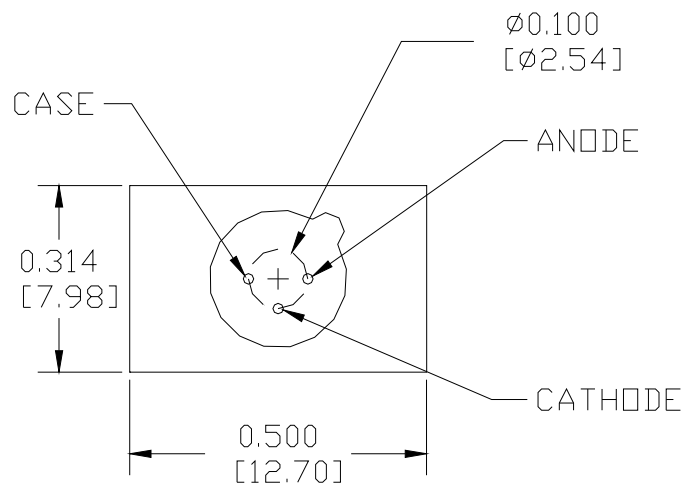
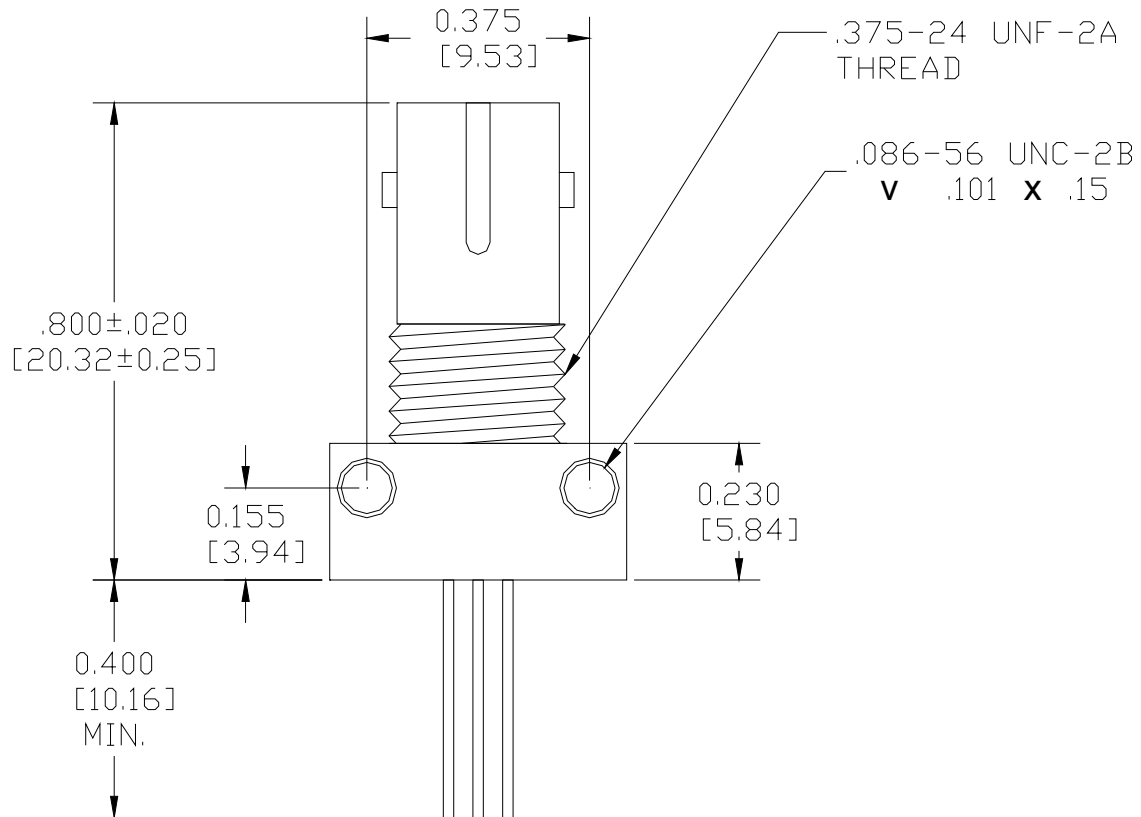
OPTEK reserves the right to make changes at any time in order to improve design and to supply the best product possible.

Fiber Optic Transmitter

OPF692, OPF693 Series



Mechanical Data



DIMENSIONS ARE IN INCHES (MILLIMETERS)

OPTEK reserves the right to make changes at any time in order to improve design and to supply the best product possible.

AMEYA360

Components Supply Platform

Authorized Distribution Brand :



Website :

Welcome to visit www.ameya360.com

Contact Us :

➤ Address :

401 Building No.5, JiuGe Business Center, Lane 2301, Yishan Rd
Minhang District, Shanghai , China

➤ Sales :

Direct +86 (21) 6401-6692
Email amall@ameya360.com
QQ 800077892
Skype ameyasales1 ameyasales2

➤ Customer Service :

Email service@ameya360.com

➤ Partnership :

Tel +86 (21) 64016692-8333
Email mkt@ameya360.com