



## Features

- Fits single or dual conduit ports
- Weatherproof
- Long life, high operational reliability
- Stainless steel construction

## 1669 Series – Transient Protector

Used for full weather protection of field transmitters and instrumentation operating on 24-28 V systems, the 1669 Series protects sensitive I/O circuitry from surges of any polarity or magnitude. Principal use is on 4-20 mA control loops and can be used on grounded (+ or -) or ungrounded circuits. Able to survive and protect even from direct lightning strikes to the transmitter ground or field wiring. Automatic recovery after passage of the surge. Long life, high operational reliability.

Construction is hybrid 3-stage design, using a high surge capacity Balanced Trigard® Gas Tube protector, coordination impedance and silicon suppressors to provide differential and common mode protection with very low clamping levels for delicate loads. The housing is thick walled schedule 40, type 303 stainless steel. Wiring is #20 (.5 mm<sup>2</sup>) 1000 V, PVC insulated. Solid red and black colors are used for the input; striped colors signify the protected output. The protector ground wire (green) is electrically bonded to the metallic housing; it is for connection to the grounding screw within the field device. Use Model 1669-02/06 for standard ground resistance conditions.

Use Model 1669-01 / 05 with higher voltage isolation to ground for sites with high resistance soil conditions or where significant ground potential differences are known to exist.

### Characteristics

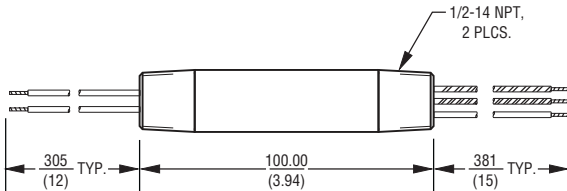
	Model 1669-01 Model 1669-05	Model 1669-02 Model 1669-06
Warranty .....	3 years .....	3 years .....
Maximum Signal Voltage .....	30 Vpk .....	30 Vpk .....
DC Clamping Voltage		
L-L .....	36 V .....	36 V .....
L-G .....	250 V .....	36 V .....
Capacitance, 1 MHz, max		
L-L .....	1200 pF .....	2000 pF .....
L-G .....	40 pF .....	2000 pF .....
Series Resistance, per line .....	22 Ω .....	22 Ω .....
Inductance, per line, max .....	1 μH .....	1 μH .....
DC Leakage, 24 Vdc, max .....	1 μA .....	1 μA .....
Impulse Clamping Voltage: L-L .....	50 V .....	50 V .....
1 kA (L+L)-G, 10/1000 μs, 500 V/μs: L-G .....	750 V .....	70 V .....
Ambient Temperature Range, Storage .....	65 °C to +130 °C .....	65 °C to +130 °C .....
Operating Temperature		
Non-hazardous areas .....	40 °C to +100 °C .....	40 °C to +100 °C .....
Hazardous areas .....	20 °C to + 55 °C .....	20 °C to + 55 °C .....
Maximum Load Current .....	150 mA .....	150 mA .....
- Except when limited for T5 conditions (.73 W) .....	129 mA .....	129 mA .....
Humidity .....	0 - 95 % Condensing .....	0 - 95 % Condensing .....
Altitude, Operating .....	6,000 m .....	6,000 m .....
Weight		
1669-01 / 02 .....	150 g .....	150 g .....
1669-05 / 06 .....	220 g .....	220 g .....
Component Response Time .....	1 ns .....	1 ns .....
Surge Life (L+L)-G		
20 kA 8/20 μs .....	20 times .....	20 times .....
1 kA 10/1000 μs .....	1000 times .....	1000 times .....

# 1669 Series – Transient Protector

**BOURNS®**

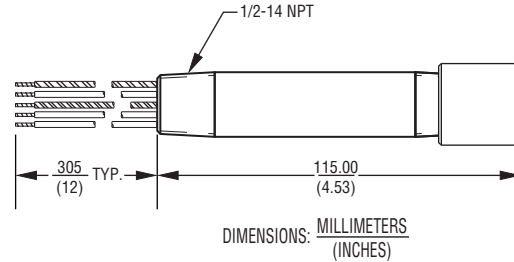
## Product Dimensions

### 1669-01, 1669-02



This 'double ended' type is used when the field instrument has only a single conduit entry port; the protector attaches to the instrument, and the connection to the field wiring is made inside an external, appropriately rated box connected to the other end of the protector.

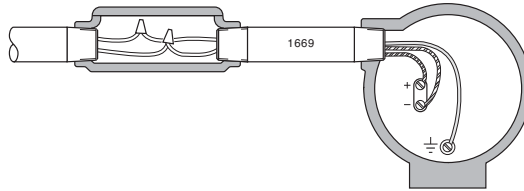
### 1669-05, 1669-06



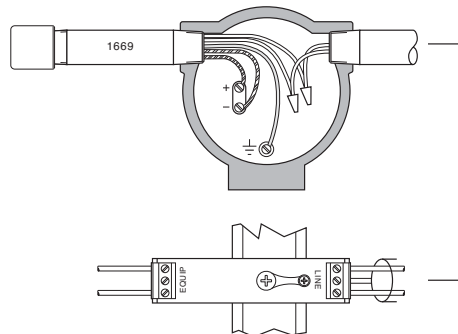
The 'single ended' protectors are useful for field devices with dual conduit ports; the field wiring connects to one port while the 1669 protector connects into the second - all connections are made within the instrument's wiring cavity. This installation simplifies the task of maintenance or of adding a protector into an existing loop.

## Installation Diagrams

### 1669-01, 1669-02 (For control room protector use 1820-28-A1/A3)



### 1669-05, 1669-06 (For control room protector use 1820-28-A1/A3)



## How To Order

**1669 - XX**

### Model Number Designator

01	05
02	06

REV. H 02/15

Specifications are subject to change without notice.

The device characteristics and parameters in this data sheet can and do vary in different applications and actual device performance may vary over time. Users should verify actual device performance in their specific applications.

# AMEYA360

Components Supply Platform

Authorized Distribution Brand :



Website :

Welcome to visit [www.ameya360.com](http://www.ameya360.com)

Contact Us :

➤ Address :

401 Building No.5, JiuGe Business Center, Lane 2301, Yishan Rd  
Minhang District, Shanghai , China

➤ Sales :

Direct      +86 (21) 6401-6692  
Email        amall@ameya360.com  
QQ          800077892  
Skype        ameyasales1 ameyasales2

➤ Customer Service :

Email        service@ameya360.com

➤ Partnership :

Tel          +86 (21) 64016692-8333  
Email        mkt@ameya360.com