


PowerStor PB Family

5.0 volt cylindrical supercapacitors



Description

Eaton PowerStor supercapacitors are unique, ultra-high capacitance devices utilizing electrochemical double layer capacitor (EDLC) construction combined with new, high performance materials. This combination of advanced technologies allows Eaton to offer a wide variety of capacitor solutions tailored to specific applications that range from a few micro-amps for several days to several amps for milliseconds.

Features

- 5.0 volts
- Low Equivalent Series Resistance (ESR)
- High capacitance
- Long cycle life
- Low leakage currents
- UL recognized

Applications

- Bridge or hold-up power
- Memory backup
- Battery swap out

General Specifications

Working voltage	5.0V
Surge voltage	6.0V
Capacitance	0.1F to 1.0F
Capacitance tolerance	-20% to +80% (20°C)
Operating temperature range	-25°C to 70°C extended to 85°C



Specifications

Nominal Capacitance (F)	Vertical Part Number	Horizontal Part Number	Maximum Initial ESR (Ω) (Equivalent Series Resistance) Measured @ 100Hz	Nominal leakage current (μ A) after 72 hours @ 20°C	Nominal dimensions (mm)	Typical mass (grams/piece)
0.1	PB-5ROV104-R	PB-5ROH104-R	4.0	3	5.5 x 10.8 x 12.5	1.1
0.47	PB-5ROV474-R	PB-5ROH474-R	1.0	7	8.5 x 16.8 x 14.0	2.4
1.0	PB-5ROV105-R	PB-5ROH105-R	0.5	12	8.5 x 16.8 x 21.5	3.5

Performance

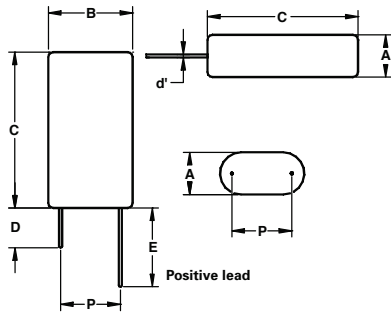
Parameter	Capacitance change (% of initial value)	ESR (% of max. initial value)
Life (1000 hours @ 70°C, 5.0Vdc or 85°C, 4.2Vdc)	$\leq 30\%$	$\leq 300\%$
Storage - Low and High Temperature (1000 hours @ -25°C to +70°C)	$\leq 30\%$	$\leq 300\%$

Dimensions (mm)

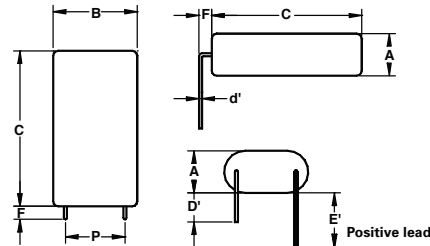
Vertical Part Number	Horizontal Part Number	A	B	C	d'	D	D'	E	E'	F	P
PB-5ROV104-R	PB-5ROH104-R	6.0	11.3	13.0	0.5	20	15	25	20	2.0	7.3
PB-5ROV474-R	PB-5ROH474-R	9.0	17.3	14.5	0.5	20	15	25	20	2.0	11.8
PB-5ROV105-R	PB-5ROH105-R	9.0	17.3	22.0	0.5	20	15	25	20	2.0	11.8
Tolerances		Maximum			± 0.02	Minimum				± 0.5	

Note: Longer lead is positive.

Vertical



Horizontal



Part numbering system

P	B	—	5	R	0	□	□	□	□	—	R
Family Code	Version		Voltage (V) R = Decimal	Configuration	Capacitance (μ F)						Option
					Value	Multiplier					
P Family	High capacitance		5R0 = 5.0V	V = Vertical H = Horizontal	Example: 474 = 47 x 104 μ F or 0.47F						RoHS Compliant

Packaging information

- Standard packaging: Bulk, 100 units per bag
- Larger bulk packages available on request

Part marking

- Manufacturer
- Capacitance (F)
- Max operating voltage (V)
- Family code (or part number)
- Polarity

Life Support Policy: Eaton does not authorize the use of any of its products for use in life support devices or systems without the express written approval of an officer of the Company. Life support systems are devices which support or sustain life, and whose failure to perform, when properly used in accordance with instructions for use provided in the labeling, can be reasonably expected to result in significant injury to the user.

Eaton
Electronics Division
1000 Eaton Boulevard
Cleveland, OH 44122
United States
www.eaton.com/elx

© 2015 Eaton
All Rights Reserved
Printed in USA
Publication No. 4393- BU-SB111358
March 2015

AMEYA360

Components Supply Platform

Authorized Distribution Brand :



Website :

Welcome to visit www.ameya360.com

Contact Us :

➤ Address :

401 Building No.5, JiuGe Business Center, Lane 2301, Yishan Rd
Minhang District, Shanghai , China

➤ Sales :

Direct +86 (21) 6401-6692
Email amall@ameya360.com
QQ 800077892
Skype ameyasales1 ameyasales2

➤ Customer Service :

Email service@ameya360.com

➤ Partnership :

Tel +86 (21) 64016692-8333
Email mkt@ameya360.com