

Power Relay 430 3mm

- 1 pole 16A, 1 form A (NO) contact
- Safety mains isolation
- Contact gap >3mm
- DC and AC coil
- 4kV/8mm coil-contact, reinforced insulation (VDE 0700)
- PCB mounting or quick connect terminals
- Mounting brackets or snap mounting
- Version with arc blow magnet for high DC loads
- Product in accordance to IEC 60335-1

Typical applications

Domestic appliances, industrial appliances, industrial controls

Approvals

VDE REG.-Nr. C820, UL E214024
Technical data of approved types on request

Contact Data

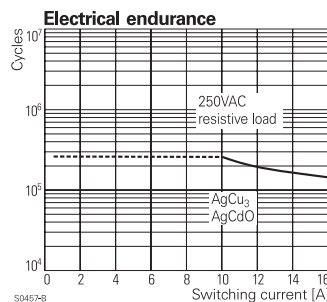
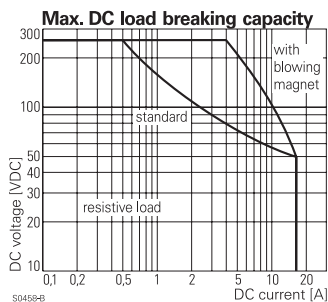
Contact arrangement	1 form A (NO)
Contact gap	>3mm
Rated voltage	250VAC
Max. switching voltage	400VAC
Rated current	16A
Limiting making current, max 4 s, duty factor 10%	25A
Breaking capacity max.	4000VA
Contact material	AgCu ₃ , AgCdO
Contact style	bifurcated contact
Frequency of operation, with/without load	900/18000h ⁻¹

Contact ratings

Type	Contact	Load	Cycles
IEC 61810			
0430 .4 .. 0	A (NO)	16A, 250VAC, cosφ=1, 70°C	50x103
0430 .4 .. 1	A (NO)	16A, 250VAC, cosφ=1, 70°C	50x103

Mechanical endurance

DC coil	>250x10 ³ operations
AC coil	>250x10 ³ operations



F0256-B

Coil Data

Coil voltage range	
DC coil	6 to 110VDC
AC coil	6 to 240VAC
Operative range, IEC 61810	2

Coil versions, DC coil

Coil code	Rated voltage VDC	Operate voltage VDC	Release voltage VDC	Coil resistance Ω±10%	Rated coil power mW
09	12	7.8	0.6	145	993
10	24	15.6	1.2	580	993
11	48	31.2	2.4	2200	1047
13	110	71.5	5.5	13000	931

All figures are given for coil without pre-energization, at ambient temperature +23°C.
Other coil voltages on request.

Coil versions, AC coil, 50Hz

Coil code	Rated voltage VAC	Operate voltage VAC	Release voltage VAC	Coil resistance Ω±10%	Rated coil power VA
23	24	18	3.6	145	1.8
25	60	45	9	950	1.8
26	110	83	16	3100	1.8
27	230	175	35	11400	1.8
28	240	185	36	13000	1.8

All figures are given for coil without pre-energization, at ambient temperature +23°C, 50Hz.
Other coil voltages on request.

Insulation Data

Initial dielectric strength	
between open contacts	2000V _{rms}
between contact and coil	4000V _{rms}
Clearance/creepage	
between contact and coil	≥8/8mm
Material group of insulation parts	IIIa
Tracking index of relay base	PTI250

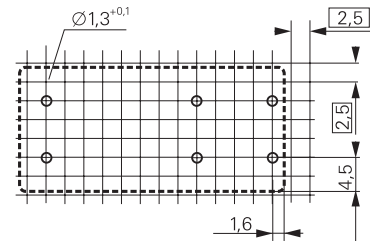
Power Relay 430 3mm (Continued)

Other Data

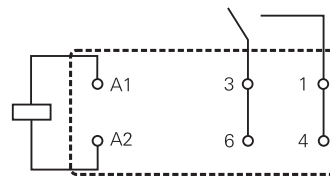
Material compliance: EU RoHS/ELV, China RoHS, REACH, Halogen content refer to the Product Compliance Support Center at www.te.com/customersupport/rohssupportcenter	
Resistance to heat and fire	according EN60335, par.30
Ambient temperature	-20 to +70°C
Category of environmental protection	RTI - dust protected
IEC 61810	
Shock resistance (destructive)	100g
Terminal type	PCB-THT, quick connect
Mounting	PCB, mounting brackets, snap mounting, DIN rail
Weight	32g
Resistance to soldering heat THT	
IEC 60068-2-20	270°C/10s
Packaging unit	50 pcs.

PCB layout / terminal assignment

Bottom view on solder pins



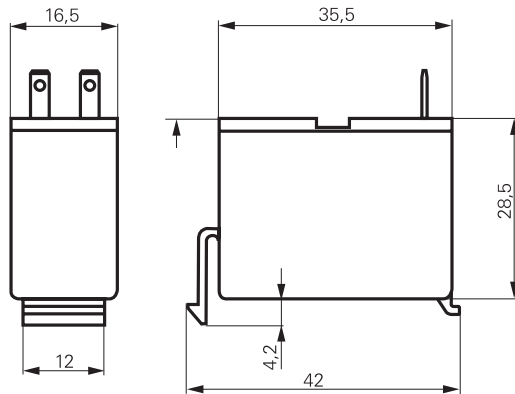
S0448-AE



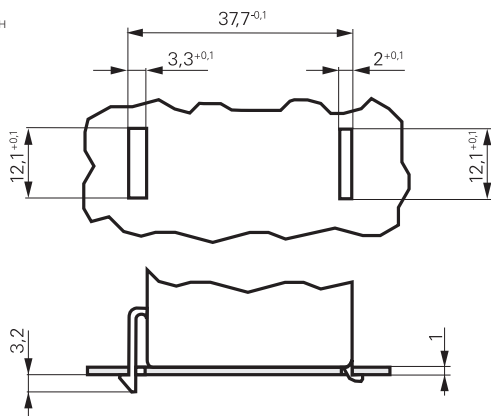
S0448-AF

Dimensions

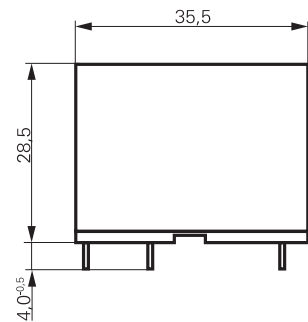
Snap mounting



S0449-CH



PCB mounting



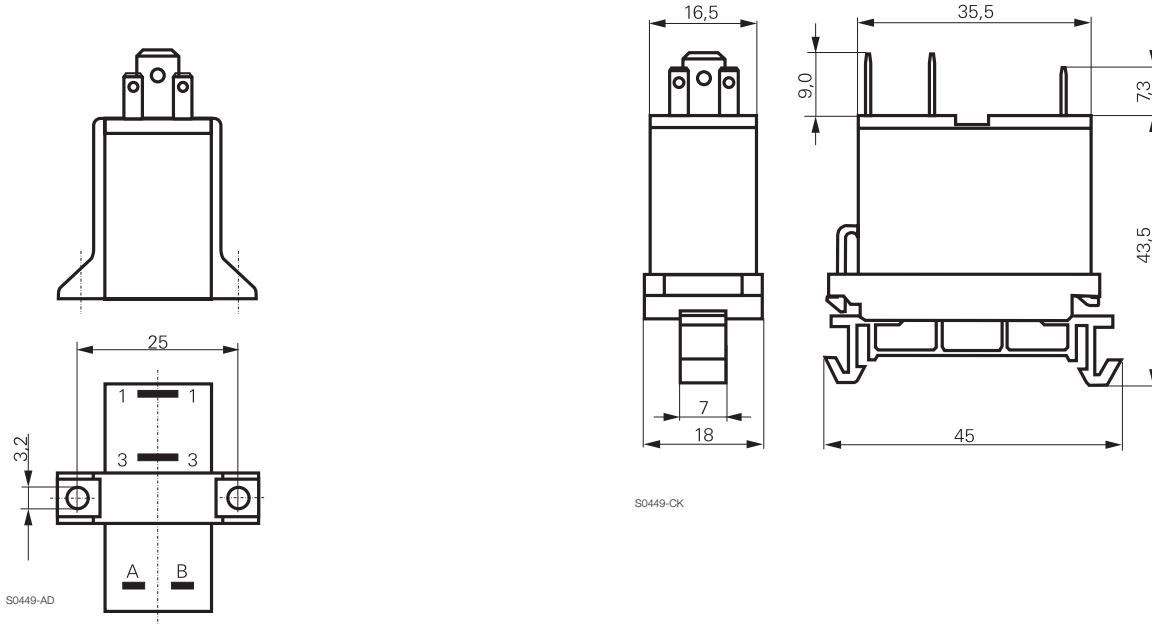
S0449-CB

Power Relay 430 3mm (Continued)

Dimensions

Mounting brackets

DIN-rail mount



Product code structure

Typical product code **0430 2 5 09 1 100**

Type	
0430 Power relay 430 3mm	
Mounting	
0 PCB version	2 Snap mounting
1 Mounting brackets	5 DIN-rail mounting
Contact design	
4 Arc blowing magnet	
5 Standard	
Coil	
Coil code: please refer to coil versions table	
Contact material	
0 AgCu 3	1 AgCdO
Version	
100 Standard	

Other types on request

Product code	Mounting	Cont. material	Cont.arrangement	Coil	Part number
0430 25 0911 00	Snap mounting	AgCdO	1 form A	DC coil	1-1415404-1
0430 25 1011 00	1.0mm plate		1 NO contact		1-1415404-3
0430 25 2811 00				AC coil	1-1415404-6

AMEYA360

Components Supply Platform

Authorized Distribution Brand :



Website :

Welcome to visit www.ameya360.com

Contact Us :

➤ Address :

401 Building No.5, JiuGe Business Center, Lane 2301, Yishan Rd
Minhang District, Shanghai , China

➤ Sales :

Direct +86 (21) 6401-6692

Email amall@ameya360.com

QQ 800077892

Skype ameyasales1 ameyasales2

➤ Customer Service :

Email service@ameya360.com

➤ Partnership :

Tel +86 (21) 64016692-8333

Email mkt@ameya360.com