

FOR USE BY COMPETENT PERSONS

Anyone using this instrument should be knowledgeable and trained about the risks involved with measuring voltage, especially in an industrial setting, and the importance of taking safety precautions and of testing the instrument before and after using it to ensure that it is in good working condition.

FLUKE®

2AC VoltAlert

Instruction Sheet








Read First: Safety Information

⚠ ⚠ Warning

To avoid possible electric shock or personal injury:

- If the Tester is used in a manner not specified by the manufacturer, protection provided by the Tester may be affected.
- Test on a known live source within the rated ac voltage range of the product, both before and after use to ensure unit is in good working condition.
- When using the Tester, if tip does not glow, voltage could still be present. The Tester indicates active voltage in the presence of electrostatic fields of sufficient strength generated from the source (MAINS) voltage. If the field strength is low, the Tester may not provide indication of live voltages. Lack of an indication occurs if the Tester is unable to sense the presence of voltage which may be influenced by several factors including, but not limited to:
 - Shielded wire/cables
 - Thickness and type of insulation
 - Distance from the voltage source
 - Fully-isolated users that prevent an effective ground
 - Receptacles in recessed sockets/ differences in socket design
 - Condition of the Tester and Batteries
- Do not use if the Tester appears damaged or if the Tester is not operating properly. Specifically examine the probe tip for cracks or breakage before use. If in doubt, have the Tester serviced.
- Do not apply more than the rated voltage as marked on the Tester.
- Use caution with voltages above 30 V ac as a shock hazard may exist.
- Comply with local and national safety requirements.
- Use proper protective equipment as required by local or national authorities.

Table 1. Symbols

	Double Insulated.
	Hazardous Voltage. Risk of electric shock.
	Risk of danger. Important information. See Instruction Sheet.
	Conforms to relevant Canadian and US Standards.
	Conforms to relevant European Union directives.
	Conforms to relevant Australian standards.
	Do not dispose of this product as unsorted municipal waste. Go to Fluke's website for recycling information.
CAT IV	Equipment is designed to protect against transients from the primary supply level. (i.e. - electricity meter or overhead /underground utility service).

Safety Compliance: Meets IEC 61010-1:2001, UL 61010-1 (2nd ed.), CAN/CSA-C22.2 No. 61010-1-04, and ISA-82.02.01

EMC Compliance: Meets IEC 61326-1:2006

Operating: 90 V ac to 1000 V ac

Temperature: Operating: -10 to 50 °C Storage: -10 to 50 °C

Humidity: 0 % to 95 % (0 to 30 °C), 0 % to 75 % (30 to 40 °C), 0 % to 45 % (40 to 55 °C)

Altitude: 2000 m (CAT IV 1000 V)

Pollution Degree: 2

Cleaning

Clean with damp cloth.

Operating Instructions

The product is always on and ready to use, subject to battery and Tester condition.

Checking Battery and Tester

Push the Battery Check Button. If the tip glows, the batteries are good and the Tester is operational. If the tip does not glow, replace batteries with two AAA (LR3) batteries. If the Tester still does not function, have it serviced.

Checking for AC Voltage

Placing the tip of the Tester near an ac voltage (within the specified range of the Tester) produces a steady glow at the tip.

Contacting Fluke

- Technical Support USA: 1-800-44-FLUKE (1-800-443-5853)
- Calibration/Repair USA: 1-888-99-FLUKE (1-888-993-5853)
- Canada: 1-800-36-FLUKE (1-800-363-5853)
- Anywhere in the world: +1-425-446-5500

Or, visit Fluke's website at www.fluke.com.

To register your product, visit <http://register.fluke.com>.

To view, print, or download the latest manual supplement, visit <http://us.fluke.com/user/support/manuals>.

LIMITED WARRANTY AND LIMITATION OF LIABILITY

This Fluke product will be free from defects in material and workmanship for two years from the date of purchase. This warranty does not cover fuses, disposable batteries, or damage from accident, neglect, misuse, alteration, contamination, or abnormal conditions of operation or handling. Resellers are not authorized to extend any other warranty on Fluke's behalf. To obtain service during the warranty period, contact your nearest Fluke authorized service center to obtain return authorization information, then send the product to that Service Center with a description of the problem.

THIS WARRANTY IS YOUR ONLY REMEDY. NO OTHER WARRANTIES, SUCH AS FITNESS FOR A PARTICULAR PURPOSE, ARE EXPRESSED OR IMPLIED. FLUKE IS NOT LIABLE FOR ANY SPECIAL, INDIRECT, INCIDENTAL OR CONSEQUENTIAL DAMAGES OR LOSSES, ARISING FROM ANY CAUSE OR THEORY. Since some states or countries do not allow the exclusion or limitation of an implied warranty or of incidental or consequential damages, this limitation of liability may not apply to you.

Fluke Corporation
P.O. Box 9090
Everett, WA 98206-9090 U.S.A.

Fluke Europe B.V.
P.O. Box 1186
5602 BD Eindhoven
The Netherlands

AMEYA360

Components Supply Platform

Authorized Distribution Brand :



Website :

Welcome to visit www.ameya360.com

Contact Us :

➤ Address :

401 Building No.5, JiuGe Business Center, Minhang District, Shanghai , China

➤ Sales :

Direct +86 (21) 6401-6692

Email amall@ameya360.com

QQ 800077892

Skype ameyasales1 ameyasales2

➤ Customer Service :

Email service@ameya360.com

➤ Partnership :

Tel +86 (21) 64016692-8333

Email mkt@ameya360.com