

“High Frequency Ceramic Solutions”

2.45 GHz ISM Band Pass Filter

P/N 2450BP18C100B

Detail Specification Page 1 of 2

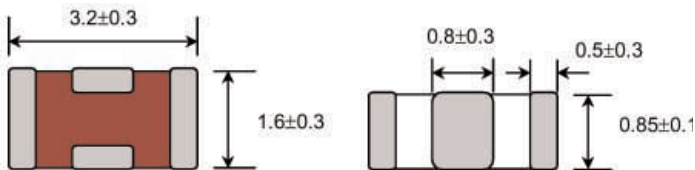
Revised 09/18/01

Part Number	Frequency (MHz)	Insertion Loss	Attenuation (min.)	Return Loss	Ripple
2450BP18C100B_	2450 ± 50	2.0 dB max	30 dB @ 1.75 GHz 25 dB @ 2.10 GHz 22 dB @ 4.8-5.0 GHz	9.5 dB min.	0.7 dB max.

Input Power	Impedance	Operating Temperature Range
3 Watts max	50 Ω	-40 to +85°C

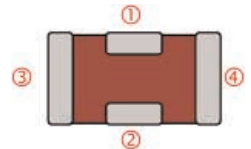
Mechanical Dimensions

	L	W	T	a	b
Inches	0.126 ± .012	0.064 ± .012	0.034 ± .004	0.031 ± .012	0.020 ± .012
mm	3.2 ± 0.3	1.6 ± 0.3	0.85 ± 0.1	0.80 ± 0.3	0.50 ± 0.3



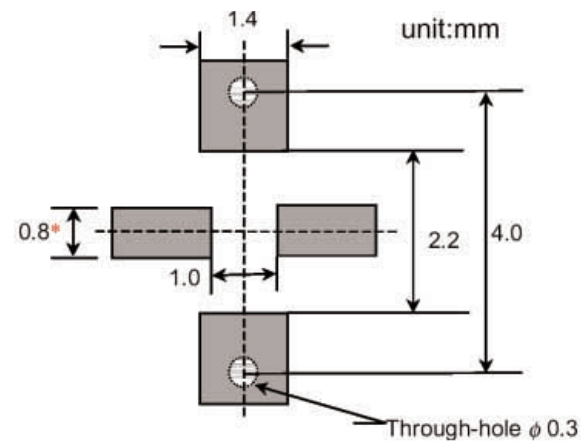
Terminal Configuration

No.	Function	No.	Function
1	I/O	3	GND
2	I/O	4	GND



Mounting Considerations

Mount these devices with brown colored side facing up. Line width should be designed to provide 50Ω impedance matching characteristics.



Johanson Technology, Inc. reserves the right to make design changes without notice. All sales are subject to Johanson Technology, Inc. terms and conditions.

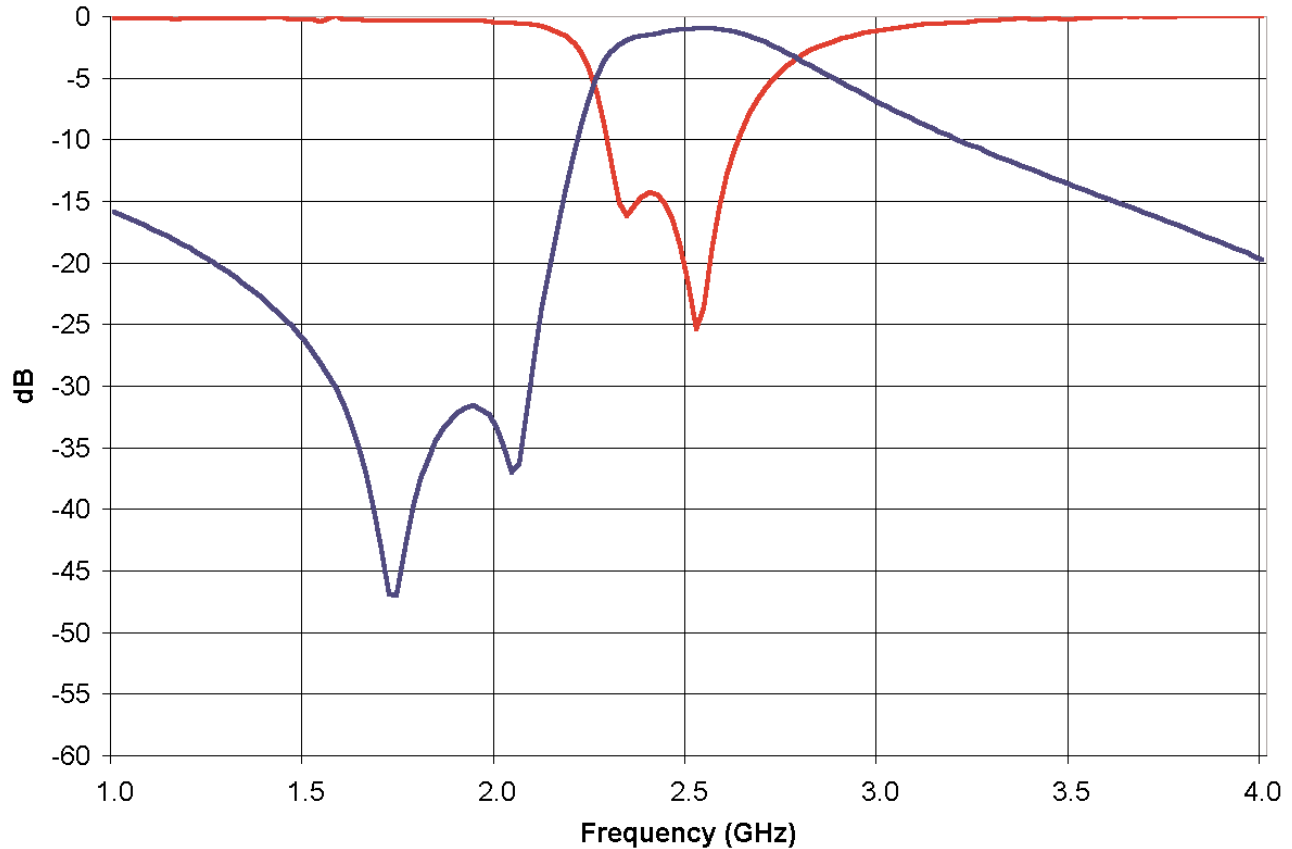
“High Frequency Ceramic Solutions”

2.45 GHz ISM Band Pass Filter

P/N 2450BP18C100B

Detail Specification Page 2 of 2

P/N 2450BP18C100B Band Pass Filter
Typical Insertion Loss & Return Loss



Delivery

Packaged in embossed tape on 7" reels (3000 / reel)
Standard delivery is eight weeks or sooner ARO

“High Frequency Ceramic Solutions”

AMEYA360

Components Supply Platform

Authorized Distribution Brand :



Website :

Welcome to visit www.ameya360.com

Contact Us :

➤ Address :

401 Building No.5, JiuGe Business Center, Lane 2301, Yishan Rd
Minhang District, Shanghai , China

➤ Sales :

Direct +86 (21) 6401-6692

Email amall@ameya360.com

QQ 800077892

Skype [ameyasales1](#) [ameyasales2](#)

➤ Customer Service :

Email service@ameya360.com

➤ Partnership :

Tel +86 (21) 64016692-8333

Email mkt@ameya360.com