

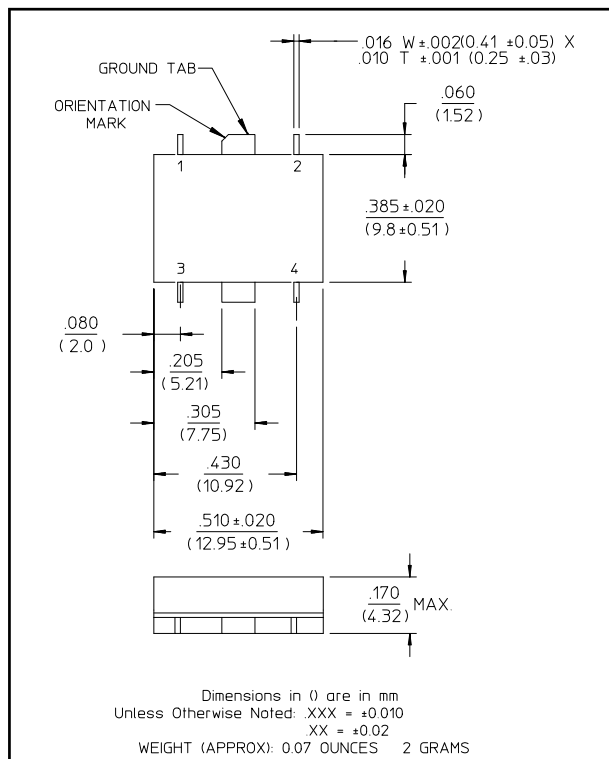
Features

- Operates Over Full PCN/PCS/PHS/MSS Bands
- Low Conversion Loss
- Fully Hermetic Package
- Intermodulation Ratio Insensitive to System Mismatches
- VSWR: <2.0:1 Typical Midband
- Isolation: 35 dB Typical Midband
- High IIP₃ (+28 dBm Typical 1-3500 MHz)

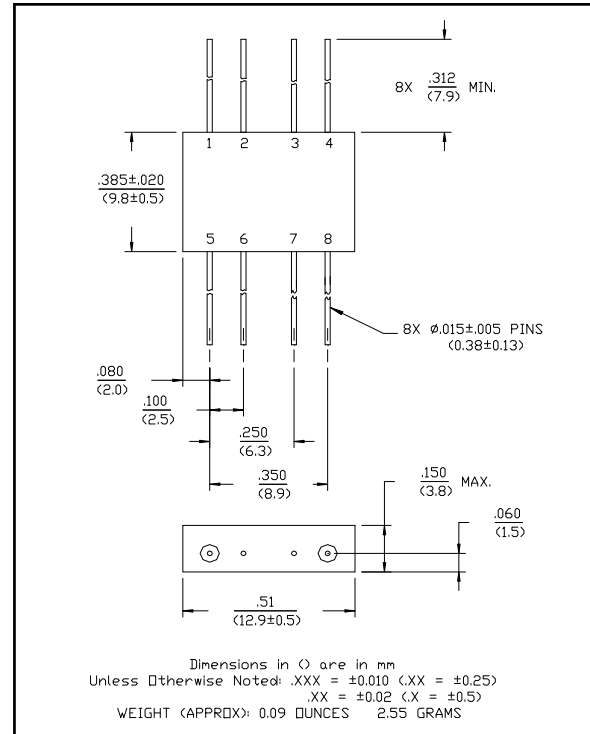
Description

M/A-COM's MD-189 and MDS-189 are high level termination insensitive mixers. These devices are packaged in 8-lead flatpack and SMT packages. These mixers offer consistent and repeatable flat intermodulation performance and flat conversion loss with low spurious signal generation independent of system mismatch from 1 to 3500 MHz. The MD-189 and MDS-189 are ideally suited for RF/IF communications applications requiring high intercept point performance.

SF-1 (MDS-189)



FP-2 (MD-189)



Pin Configuration (MD-189)

Pin No.	Function	Pin No.	Function
1	GND	5	LO
2	GND	6	GND
3	GND	7	GND
4	IF	8	RF

Pin Configuration (MDS-189)

Pin No.	Function	Pin No.	Function
1	GND	3	LO
2	IF	4	RF

Absolute Maximum Ratings¹

Parameter	Absolute Maximum
Max Input Power ² Total Power	0.5W Derated to 85°C @ 3.2 mW/°C
LO Power	+27 dBm

1. Operation of this device above any one of these parameters may cause permanent damage.
2. Ambient Temperature (T_A) = +25°C

ADVANCED: Data Sheets contain information regarding a product M/A-COM Technology Solutions is considering for development. Performance is based on target specifications, simulated results, and/or prototype measurements. Commitment to develop is not guaranteed.

PRELIMINARY: Data Sheets contain information regarding a product M/A-COM Technology Solutions has under development. Performance is based on engineering tests. Specifications are typical. Mechanical outline has been fixed. Engineering samples and/or test data may be available. Commitment to produce in volume is not guaranteed.

- **North America** Tel: 800.366.2266 • **Europe** Tel: +353.21.244.6400
- **India** Tel: +91.80.4155721 • **China** Tel: +86.21.2407.1588

Visit www.macomtech.com for additional data sheets and product information.

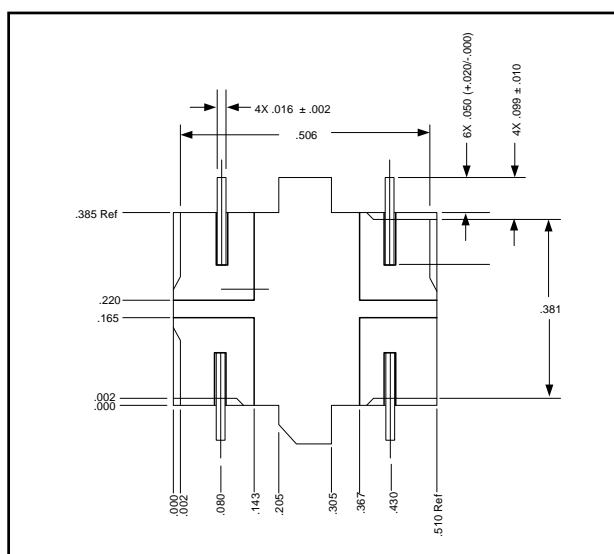
M/A-COM Technology Solutions Inc. and its affiliates reserve the right to make changes to the product(s) or information contained herein without notice.

Electrical Specifications¹: T_A = -55°C to +85°C

Frequency: RF, LO Ports = 1-3500 MHz, IF Port = 5-1500 MHz

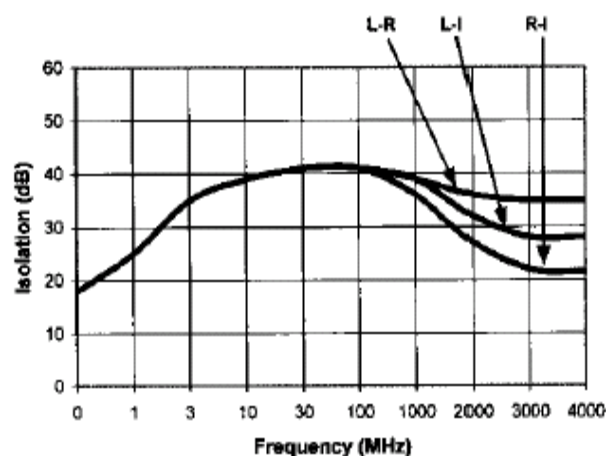
Parameter	Test Conditions	Frequency	Units	Min	Typ	Max
Conversion Loss	LO @ 23 dBm IF @ 60 MHz	5 - 1000 MHz	dB	—	6.5	7.0
		1000 - 3000 MHz	dB	—	7.5	8.5
		1 - 3500 MHz	dB	—	8.0	9.5
Isolation	LO to RF	1 - 2000 MHz	dB	30	35	—
		2000 - 3500 MHz	dB	25	30	—
	LO to IF	1 - 2000 MHz	dB	25	30	—
		2000 - 3500 MHz	dB	20	25	—
	RF to IF	10 - 500 MHz	dB	30	35	—
		1 - 3500 MHz	dB	15	20	—
Input Compression (1 dB)	LO @ 23 dBm IF @ 60 MHz	—	—	—	+20	—
IIP ₃	LO @ 23 dBm IF @ 60 MHz	—	dBm	—	+28	—
Desensitivity (1dB)	LO @ 23 dBm IF @ 60 MHz	—	dBm	—	+17	—
		—	dBm	—	—	—
SSB Noise Figure	LO @ 23 dBm IF @ 60 MHz Within 1 dB of Conversion Loss Max	—	—	—	—	—

Bottom View of SF-1



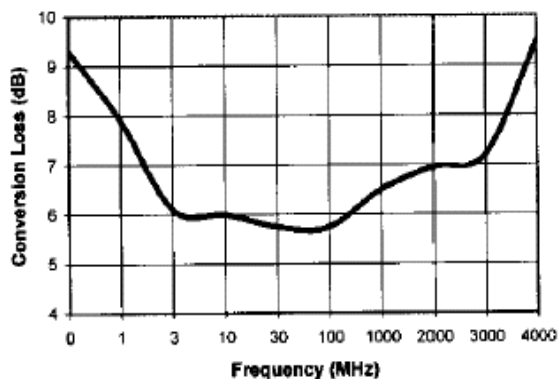
Typical Performance Curves

Isolation - Input +23 dBm

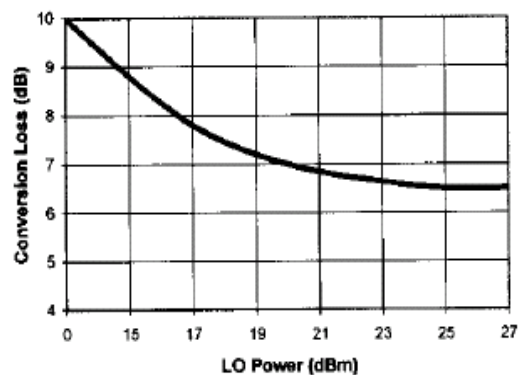


Typical Performance Curves

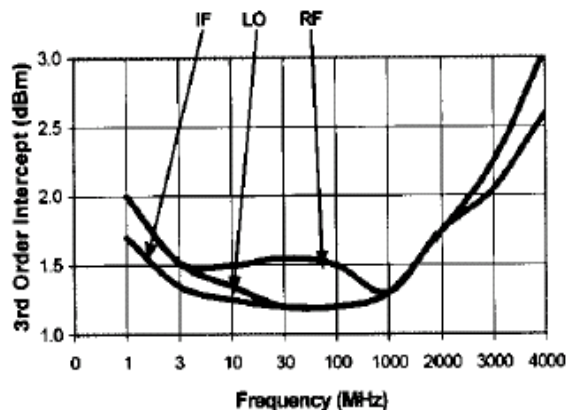
**Conversion Loss - LO @ +23 dBm,
IF @ 60 MHz**



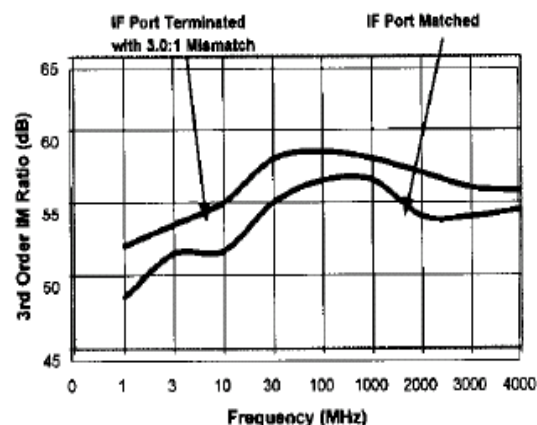
**Conversion Loss vs. LO Power -
RF @ 2000 MHz 0 dBm, IF @ 60 MHz**



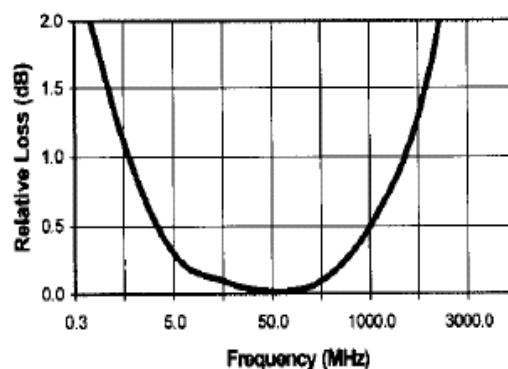
VSWR



3rd Order IM Ratio - LO @ +23 dBm,



IF Port Response



Ordering Information

Part Number	Package
MD-189 PIN	FP-2
MDS-189 PIN	SF-1

AMEYA360

Components Supply Platform

Authorized Distribution Brand :



Website :

Welcome to visit www.ameya360.com

Contact Us :

➤ Address :

401 Building No.5, JiuGe Business Center, Lane 2301, Yishan Rd
Minhang District, Shanghai , China

➤ Sales :

Direct +86 (21) 6401-6692
Email amall@ameya360.com
QQ 800077892
Skype ameyasales1 ameyasales2

➤ Customer Service :

Email service@ameya360.com

➤ Partnership :

Tel +86 (21) 64016692-8333
Email mkt@ameya360.com