

FEATURES

- DESIGNED FOR HEAVY SHOCK AND VIBRATION.
- UNIFORM CLAMPING FORCE AND HIGH THERMAL TRANSFER.
- NARROW WIDTH FOR MAXIMUM PCB COMPONENT AREA.
- LIGHT WEIGHT = ASSEMBLY LENGTH X .088 OZ [2.49 G] OR [.98 G/CM].
- SPECIAL LENGTHS, FINISH, AND OTHER DESIGN OPTIONS AVAILABLE UPON REQUEST.

MATERIAL

WEDGES: ALUMINUM 6061-T6.
ALIGNMENT SPRINGS: 301 STAINLESS STEEL, PASSIVATED.
ALL OTHER HARDWARE: 18-8 STAINLESS STEEL, PASSIVATED.

PARTS ARE SHIPPED AS COMPLETE ASSEMBLY IN RELAXED STATE EXCEPT FOR RIVET MOUNT OPTION.

RECOMMENDED DRIVE SCREW TORQUE IS 6 IN-LBS [68 N-CM].

PROPRIETARY AND CONFIDENTIAL THE INFORMATION CONTAINED IN THIS DRAWING IS THE SOLE PROPERTY OF WAKEFIELD-VETTE. ANY REPRODUCTION IN PART OR AS A WHOLE WITHOUT THE WRITTEN PERMISSION OF WAKEFIELD-VETTE IS PROHIBITED.		UNLESS OTHERWISE SPECIFIED: DIMENSIONS ARE IN INCHES TOLERANCES:		NAME	DATE
		MACHINED SURFACES ANGULAR $\pm 1^\circ$ TWO PLACE DECIMAL $\pm .02$ THREE PLACE DECIMAL $\pm .005$		DRAWN	RSB 29 JAN 2013
		INTERPRET GEOMETRIC TOLERANCING PER: ASME Y-14.5M DO NOT SCALE DRAWING		CHECKED	
				APPR.	
MATERIAL SEE PART DETAILS		THIRD ANGLE PROJECTION		TITLE: WEDGELOCK DATASHEET .220 X .220 PROFILE	
FINISH SEE FINISH TABLE		CAGE CODE 3E7UB		SIZE C	DWG. NO. 422D-DS
				SCALE: NONE	REV 02/13
				SHEET 1 OF 2	

[LLL] LENGTH TABLE		
ASSY LENGTH [LLL]	[H] MTG X	[C] OPTION X/2
480 - 749	.900	.450
750 - 849	1.900	.950
850 & UP	2.900	1.450
OTHER LENGTHS AVAILABLE UPON REQUEST		

[H] MOUNTING TABLE	
DASH NO	DESCRIPTION
A	NO MOUNTING HOLES
R	$\phi .068 / .073$ THRU $\phi .156 \times \downarrow .16$ $100^\circ \times \phi .140$
T	#0-80 UNF-2B THREADS
S	#2-56 UNC-2B THREADS
U	M2 X .4-6H THREADS
M	M2.5 X .45-6H THREADS

[F] FINISH TABLE	
DASH NO	DESCRIPTION
A	NONE
C	CHEM FILM PER MIL-DTL-5541, CLASS 1A, TYPE I (CLEAR)
G	CHEM FILM PER MIL-DTL-5541, CLASS 1A, TYPE I (GOLD)
B	BLACK ANODIZE PER MIL-A-8625, TYPE II, CLASS 2
H	HARD BLACK ANODIZE PER MIL-A-8625, TYPE III, CLASS 2
N	NICKEL PLATE PER QQ-N-290, CLASS 1, GRADE G, BRIGHT
E	ELECTROLESS NICKEL PER MIL-C-26074, CLASS 4, GRADE B, BRIGHT
T	TRIVALENT CHEM FILM PER MIL-DTL-5541, CLASS 1A, TYPE II (CLEAR), RoHS COMPLIANT
ALL THREADS ARE GAUGED PRIOR TO PLATING	

PART#1 EXAMPLE: 422D-480UMG
4.80" LENGTH, M2 MOUNT HOLES, METRIC M2.5 SOCKET HEAD, GOLD CHEM FILM

PART#2 EXAMPLE: 422D-480UMG-CP
SAME AS ABOVE PLUS CENTER MOUNTING HOLE AND LOCK PATCH OPTIONS

PART DEFINITION
(REQUIRED)

PART NUMBER CODE

PART NUMBER OPTIONS
(NOT REQUIRED)

422D - [LLL] [H] [D] [F] - [C] [W] [N] [P] [V]

SERIES
PART NO

LENGTH
(EX. 480 = 4.80")

MOUNTING HOLE
(SEE MOUNTING TABLE)

DRIVE SCREW
'M' FOR M2.5 HEX
'S' FOR 3/32 HEX

FINISH
(SEE FINISH TABLE)

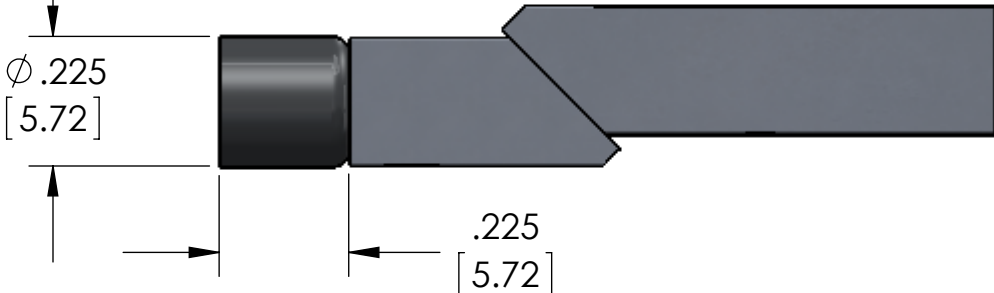
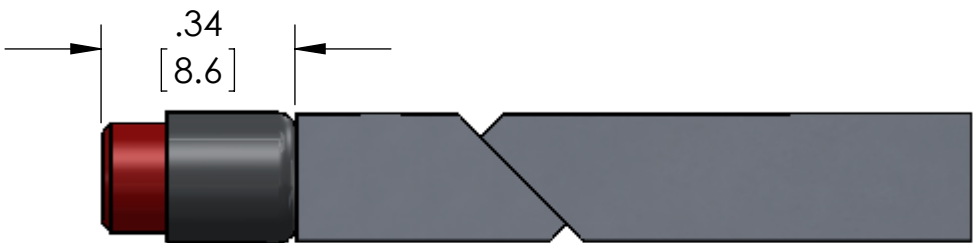
ADD 'V' FOR OPTIONAL
VISUAL INDICATOR

ADD 'P' FOR OPTIONAL
LOCK PATCH

OPTIONAL LOCK NUT
ADD 'A' FOR MS21043-04 SILVER PLATED A286 SS
ADD 'N' FOR MS21042-04 CADMIUM PLATED STEEL

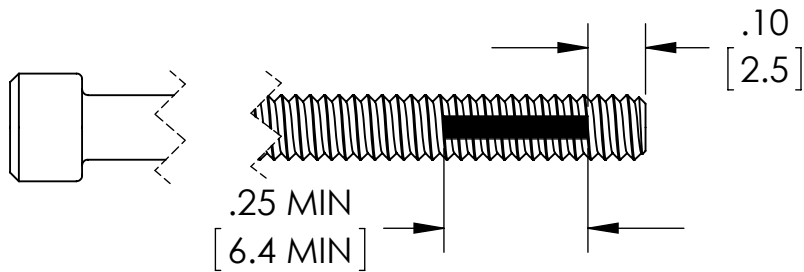
ADD 'W' FOR OPTIONAL
LOCK AND FLAT WASHER

ADD 'C' FOR OPTIONAL
CENTER MOUNTING HOLE



'V' OPTION

VISUALLY CONFIRMS LOCKED IN PLACE
WHEN RED SCREW HEAD IS CONCEALED



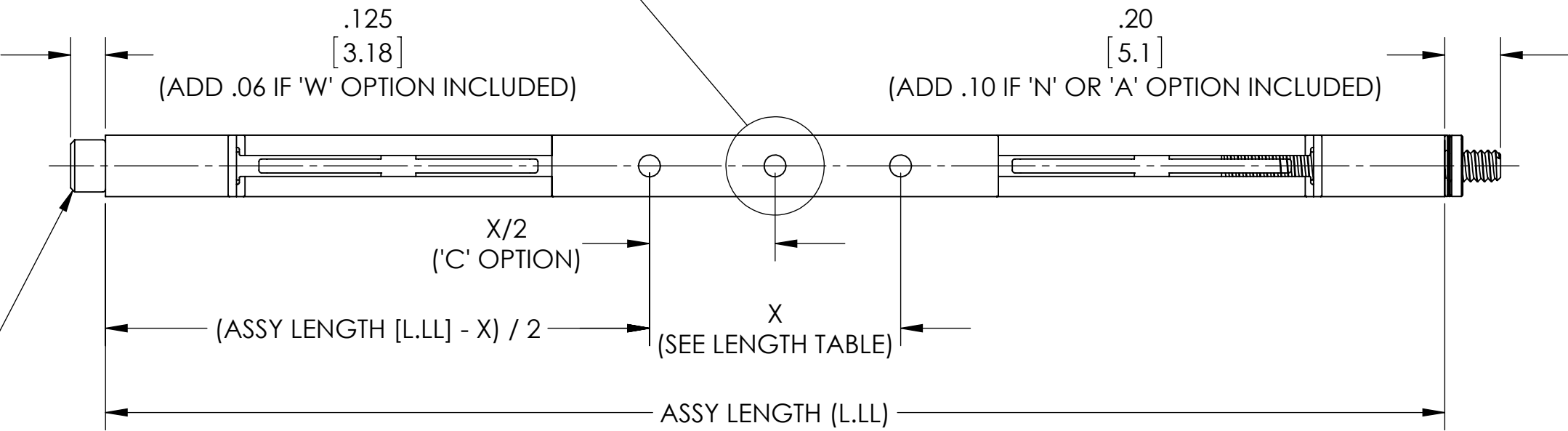
'P' OPTION

NYLON PATCH PER MIL-F-18240
PROVIDES ADDITIONAL RESISTANCE
TO SHOCK AND VIBRATION

'A' OR 'N' OPTION

PREVENTS DISASSEMBLY OF
REAR WEDGE FROM SCREW

'W' OPTION
LOCK AND FLAT WASHERS



ADD .19 TO SCREW LENGTH
IF 'V' OPTION INCLUDED

BOTTOM VIEW

Authorized Distribution Brand :



Website :

Welcome to visit www.ameya360.com

Contact Us :

➤ Address :

401 Building No.5, JiuGe Business Center, Lane 2301, Yishan Rd
Minhang District, Shanghai , China

➤ Sales :

Direct +86 (21) 6401-6692

Email amall@ameya360.com

QQ 800077892

Skype ameyasales1 ameyasales2

➤ Customer Service :

Email service@ameya360.com

➤ Partnership :

Tel +86 (21) 64016692-8333

Email mkt@ameya360.com