

**B&B ELECTRONICS**

# 10/100/1000 Mbps Ethernet Media Converter

**iMcV-Giga-MediaLinX**

## PRODUCT FEATURES

- Available for multi-mode or single-mode fiber
- Double fiber capacity with single-strand fiber versions
- Modular, hot-swappable architecture reduces operational costs associated with product installation, upgrades and maintenance
- SNMP Manageable
- Converts 10,100 or 1000 Mbps Copper to 1000 Mbps Fiber
- Supports Configuration Control
- Features Link Fault Pass-Through (LFPT)

Satisfying today's networking needs while preparing for tomorrow's cabling requirements can make designing and installing the physical layer of networks a daunting task. The decreasing cost of fiber optic cabling and switching equipment makes all-optical LANs the obvious choice when future-proofing network equipment. Replacing legacy equipment and wiring infrastructure is a costly choice. Managed media conversion allows implementation of new technologies on existing networks, while monitoring all connections, to keep networks running and up-to-date.

B&B Electronics offers a wide range of SNMP-managed Ethernet copper to fiber media converters, with a choice of fixed rate or rate conversion capabilities. The "iMcV-" modules also include troubleshooting features and LEDs to assist in network diagnostics as well as make isolating cable breaks easier. The iMcV-Giga-MediaLinX and IE-iMcV-Giga-MediaLinX also features Link Fault Pass-Through. In addition, support for Config Control is available if using SNMP management.

All converters feature an RJ-45 copper port and a fiber port, with a choice of SC or SFP (IE-iMcV-Giga-MediaLinX only) connectors, and are hot-swappable.

Rate converters employ Auto Negotiation functionality on the twisted pair port for plug-and-play operation, or they can be manually configured for the desired speed and duplex mode.

## ORDERING INFORMATION

MODEL NUMBER	FIBER	FIBER PORTS	RANGE	ETHERNET PORTS	ETHERNET CONNECTOR
<b>iMcV-Giga-MediaLinX TX/LX or SX 10/100/1000 Mbps with (LFPT) and Config Control</b>					
856-11959	SX-MM850-ST	1	220/550 m	1	RJ45
856-11950	SX-MM850-SC	1	220/550 m	1	RJ45
856-11951	LX-SM1310-SC	1	15 km	1	RJ45
856-11952	LX-SM1310/PLUS-SC	1	40 km	1	RJ45
856-11953	LX-SM1550/LONG-SC	1	80 km	1	RJ45
856-11958	LX-SM1550/XLONG-SC	1	100 km	1	RJ45
<b>SINGLE STRAND FIBER *</b>					
856-11940	SSLX-SM1310-SC (1310xmt/1550rcv)	1	10 km	1	RJ45
856-11941	SSLX-SM1550-SC (1550xmt/1310rcv)	1	10 km	1	RJ45
856-11933	SSBX-SM1310-SC (1310xmt/1490rcv)	1	10 km	1	RJ45
856-11935	SSBX-SM1490-SC (1490xmt/1310rcv)	1	10 km	1	RJ45
856-11942	SSLX-SM1310/PLUS-SC (1310xmt/1550rcv)	1	40 km	1	RJ45
856-11943	SSLX-SM1550/PLUS-SC (1550xmt/1310rcv)	1	40 km	1	RJ45
856-11937	SSBX-SM1310/PLUS-SC (1310xmt/1490rcv)	1	30 km	1	RJ45
856-11939	SSBX-SM1490/PLUS-SC (1490xmt/1310rcv)	1	30 km	1	RJ45
856-11954	SSLX-SM1490/LONG-SC (1490xmt/1550rcv)	1	70 km	1	RJ45
856-11955	SSLX-SM1550/LONG-SC (1550xmt/1490rcv)	1	70 km	1	RJ45

\* These products have single-strand fiber technology. Deploy in pairs or connect another compatible B&B IMC LLC single-strand fiber product.

**iMcV-Giga-MediaLinX 10/100/1000Mbps also available in CWDM Fiber. Call for details.**



iView: Windows 2000/XP/Vista/Win7

# 10/100/1000 Mbps Ethernet Media Converter

iMcV-Giga-MediaLinX



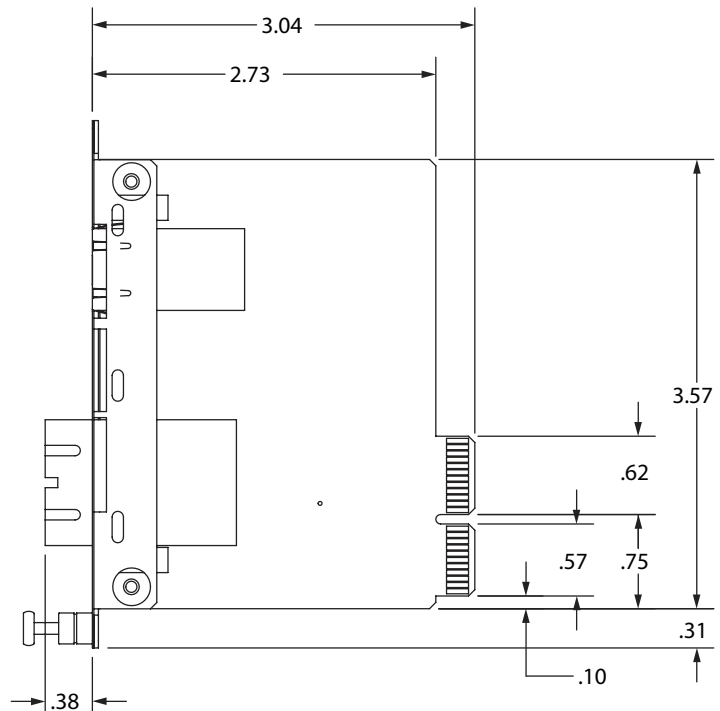
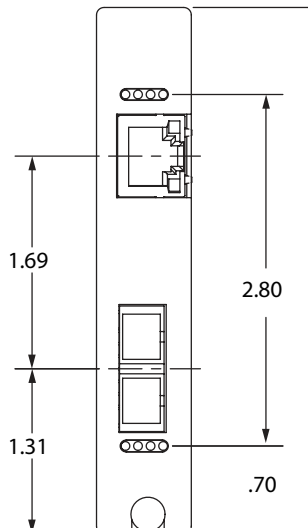
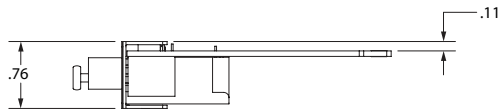
## SPECIFICATIONS

### TECHNICAL

IEEE 802.3 10Base-T
IEEE 802.3u 100Base-TX
IEEE 802.3ab 1000Base-T twisted pair
IEEE 802.3z 1000Base-LX or SX fiber
Supports packets up to 1632 bytes
Connectors: RJ-45 and ST, SC, LC or SFP
IEEE 802.3x Flow Control
AutoCross for MDI/MDIX
Features LinkLoss and FiberAlert
Features Link Fault Pass-Through (LFPT)
Features Auto Negotiation and Selective Advertising
Layer 2 packet switching, store and forward operation
Forwarding rate: 14,881 pps for 10 Mbps; 148,810 pps for 100 Mbps; 1,488,100 pps for 1000 Mbps (Gig only)
50/125µm or 62.5/125µm multi-mode fiber
9/125µm single-mode fiber
Available for single-strand fiber
Installs in any iMediaChassis or MediaChassis
Supports GUI-Based iView <sup>2</sup>
Supports Half- and Full-Duplex operation
Includes diagnostic LEDs
Includes hot-swappable architecture

## MECHANICAL DIAGRAM

(dimensions in inches)



# AMEYA360

## Components Supply Platform

Authorized Distribution Brand :



Website :

Welcome to visit [www.ameya360.com](http://www.ameya360.com)

Contact Us :

➤ Address :

401 Building No.5, JiuGe Business Center, Lane 2301, Yishan Rd  
Minhang District, Shanghai , China

➤ Sales :

Direct +86 (21) 6401-6692

Email [amall@ameya360.com](mailto:amall@ameya360.com)

QQ 800077892

Skype ameyasales1 ameyasales2

➤ Customer Service :

Email [service@ameya360.com](mailto:service@ameya360.com)

➤ Partnership :

Tel +86 (21) 64016692-8333

Email [mkt@ameya360.com](mailto:mkt@ameya360.com)