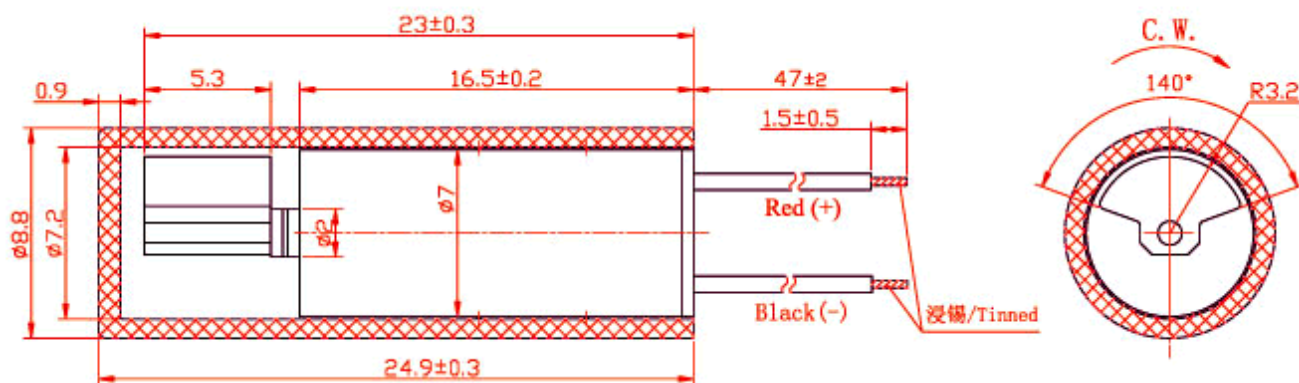




**Part No. Z7AL2B1692082**

## Technic requirement

1. Rated voltage: 3.0V
2. Rated current: 250mA Max
3. Rated speed:  $12000 \pm 2500$  rpm
4. Stall current: 680mA Max
5. Terminal resistance:  $5.5\Omega (\pm 20\%)$
6. Starting voltage: 1.7V Max
7. Shaft end play: 0.1~0.3mm
8. Lead spec: AWG30 UL1571
9. Overall length is measured after counterweight being pressed against body in direction A. (Shaft end play is not included.)
10. Unmarked tolerance:  $\pm 0.1$ mm



## 1. General scope

- 1-1 This specification applies to cylindrical permanent magnetic DC vibration motor model **Z7AL2B1692082**.

## 2. Operating conditions

Items		Specifications	Condition & Remarks
2-1	Rated voltage	3.0V DC	
2-2	Rated load	Counter weight	As specified in 10. Outline drawing.
2-3	Rotation	C.W/C.C.W (clockwise or counter clockwise)	

2-4	Motor position	All positions	
2-5	Operating voltage	2.2 ~ 3.6V DC	
2-6	Operating conditions	-30 ~ 70°C, ordinary humidity Humidity : 65±20%RH	No condensation of moisture.
2-7	Storage conditions	-40 ~ 80°C, ordinary humidity Humidity : 65±20%RH	No condensation of moisture.

### 3. Measuring conditions

Items		Specifications	Condition & Remarks
3-1	Temperature	20±2°C	
3-2	Humidity	(63 ~ 67%) RH	
3-3	Motor position	Motor Shaft horizontal	Lock the motor in a test fixture.

3-4 All data are based on the measurement under the temperature of 20 °C and humidity 65 %RH. However, the ranges of temperature 5~35 °C and humidity 45~85 %RH are to be applicable as long as no problems.

### 4. Mechanical specifications

Items		Specifications	Condition & Remarks
4-1	Configuration	As specified in 10. Outline drawing	Outline drawing No: <b>Z7AL2B1692082</b> .
4-2	Appearance	There shall be no evidence of mechanical damage and shall not have inadequate corrosion and so on	Visual examination (allowable extent is based on boundary sample)
4-3	Shaft end play	0.1 ~ 0.3mm	
4-4	Holding strength of vibration weight	49N (5kgf) min.	

### 5. Performance and characteristics

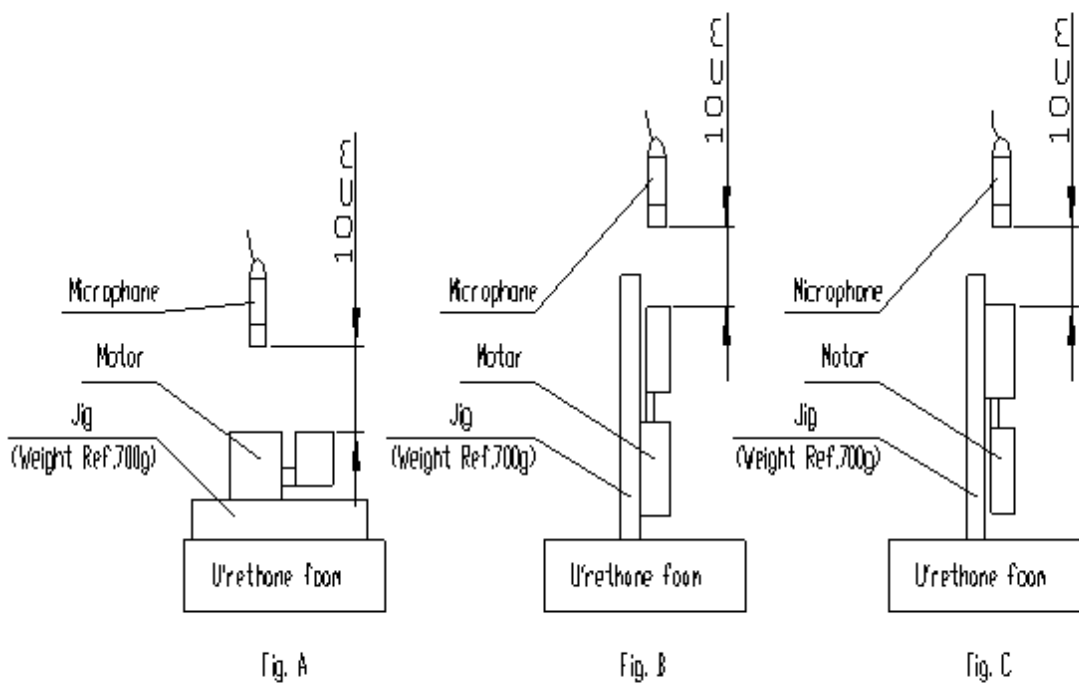
Items		Specifications	Condition & Remarks
5-1	Rated speed	12,000±2,500rpm	At rated voltage and rated load (Counterweight).
5-2	Rated current	250mA max	
5-3	Stall current	680mA max	At rated voltage.
5-4	Starting voltage	1.7V DC max	(Counterweight) any position of rotor.
5-5	Insulation resistance	1M• min	At DC 100V between terminal and case.
5-6	Terminal resistance	5.5• approx. (±20%)	At 20° C.
	Mechanical noise	50db (A) max	

Measured at rated voltage and rated load (counterweight).

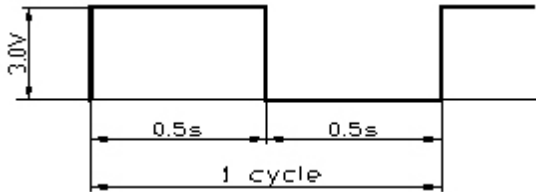
Background noise: 28db (A) max. @ 10cm.

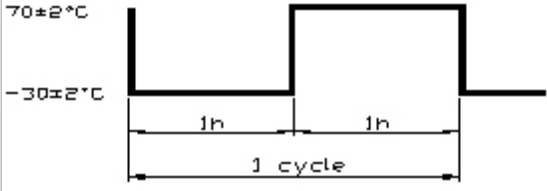
Measuring instruments: B & K.

The weight of jig: 700g.



**6. Reliability Test**

Items		Standard test conditions						Condition & Remarks												
6-1	Life test	<div></div> <table><tr><th>Position</th><th>Voltage</th><th>Load</th><th>Temperature</th><th>Humidity</th><th>Life</th></tr><tr><td>Horizontal</td><td>Rated</td><td>weight</td><td>20 °C</td><td>65 %</td><td>200,000 cycles</td></tr></table>						Position	Voltage	Load	Temperature	Humidity	Life	Horizontal	Rated	weight	20 °C	65 %	200,000 cycles	After 2 hours exposure in ordinary temperature and humidity, Motors shall be approved as specified in item 7-1.
Position	Voltage	Load	Temperature	Humidity	Life															
Horizontal	Rated	weight	20 °C	65 %	200,000 cycles															
6-2	Low Temp exposure	Temperature: -40±2° C Time: 96hrs						After 2 hours exposure in ordinary temperature and humidity, Motors shall be approved as specified in item 7-2.												
6-3	High Temp exposure	Temperature: 60±2° C Time: 96hrs																		

6-4	Humidity exposure	Temperature: $40\pm 2^{\circ}\text{C}$ Humidity: 90 ~ 95% RH Exposure time: 96hrs No condensation of moisture	
6-5	Vibration	Displacement: 1.5mm (p-p) Frequency: 10 ~ 55Hz Acceleration: 22m/s <sup>2</sup> Period: 20 Mins log sweep (10 ~ 55 ~ 10Hz) Direction: x, y, z Time: Every 2 hours	After the test motors shall be approved as specified in item 7-2.
6-6	Free fall	Test state: Set the motor to the approximately 75 g (include the motor) weight of block drop the motor on the concrete floor. Height: 1.5 m Direction: 6/6faces Number of times: Twice each	After the test motors shall be approved as specified in item 7-2.
6-7	Heat shock	Test cycle: 20 cycles  	After 2 hours exposure in ordinary temperature and humidity, Motors shall be approved as specified in item 7-2.

## 7. Requirements

Items		Requirements	
7-1	Table A	1) Rated speed: 2) Rated current: 3) Starting voltage:	Initial data -30% Min, Initial data +60% Max $\pm 30\%$ /Initial data $\pm 30\%$ max 2.0 V DC max
7-2	Table B	1) Rated speed: 2) Rated current: 3) Starting voltage:	$\pm 30\%$ /Initial data $\pm 30\%$ max $\pm 30\%$ /Initial data $\pm 30\%$ max 2.0V DC max

## 8. Matters to be paid attention to when using motor

**8-1** Please lay the motors carefully in transportation to avoid any serious damage to the motor body or its electric function because of collision.

**8-2** Please use and storage motors according to N0.2 item (Operating Conditions) in specification, or else motor characteristics would be affected.

**8-3** Make arrangement to limit the storage period to 6 months or less. Condensation of atmosphere must be avoided in motor usage or opening the packaging of the motor.

**8-4** For proper operation, storage and operating environment must not contain corrosive gases. For example H<sub>2</sub>S, SO<sub>2</sub>, NO<sub>2</sub>, CL<sub>2</sub>, etc. In addition storage environment must not have materials that emit corrosive gases especially from silicon, cyanic, formalin and phenol group. In the mechanism or the set, existence of corrosive gases may cause no rotation in motor.

**8-5** Please don't stall the shaft for a long time after powering, and not to touch the weight when motor is rotating.

**8-6** There should be no sundries (such as grain, fibre, hair, small tape, glue etc.) in the shaft end play.

[Home](#) | [Product Info](#) | [About us](#) | [Factory tour](#) | [ISO Certifications](#) | [RoHS Info](#) | [Sample Request](#) | [Contact us](#) | [Email us](#)

Copyright 2009 © VibratorMotor.com

# AMEYA360

Components Supply Platform

Authorized Distribution Brand :



Website :

Welcome to visit [www.ameya360.com](http://www.ameya360.com)

Contact Us :

➤ Address :

401 Building No.5, JiuGe Business Center, Lane 2301, Yishan Rd  
Minhang District, Shanghai , China

➤ Sales :

Direct     +86 (21) 6401-6692  
Email      amall@ameya360.com  
QQ         800077892  
Skype      ameyasales1 ameyasales2

➤ Customer Service :

Email      service@ameya360.com

➤ Partnership :

Tel         +86 (21) 64016692-8333  
Email      mkt@ameya360.com