 APC [®] American Power Conversion DC Network Solutions Division	User Assembly Instructions for the 0M-91139 AC Power Cord Set	Document #
		990-9185A

AC Power Cord Set Assembly Instructions

115 VAC Standard Plugs 2 x 5-50P with 12 ft. Cord, #10 AWG Supports Two 50A Circuits. (Power Cord Set #0M-91139)

All of the hardware needed to add the cord set should be in place on the backplane of the power shelf. The figures, shown on the next two pages, show the initial wiring of the Magnum VS-100 backplane (first figure) and the MX06-100 backplane (second figure.)

First, remove the back cover from the power shelf. Save the screws that hold the cover in place. Then, remove and save the hardware from the top and bottom tier from TERM7, the free chassis stud, and TERM10 for the Magnum VS-100 or TERM8 for the MX06-100.

Pass the two APC model number 0W90189 power cords through the conduit clamp strain-reliefs on the back cover (one each, top and bottom tiers.) Using the hardware you removed, add the two power cords as shown in the figures on the last two pages. The figure on the second last page is for the Magnum VS-100, while the last figure is for the MX06-100. Be sure to follow the color-coding of the wires.

Replace the back cover. Tighten down the conduit clamp strain-reliefs on the cords.

Color Code for AC Cords

There are two common color codes for the wires of single-phase AC power cords. The color code of the supplied cord may be either North American or European Harmonized, which is summarized in the table below. Commonly used alternate words are in parenthesis.

AC Cord Color Code

Wire Designation	North American	European Harmonized
Line (Hot, High, Line One)	Black	Brown
Neutral (Low, Line Two)	White	Blue
Ground (Earth)	Green	Green/Yellow

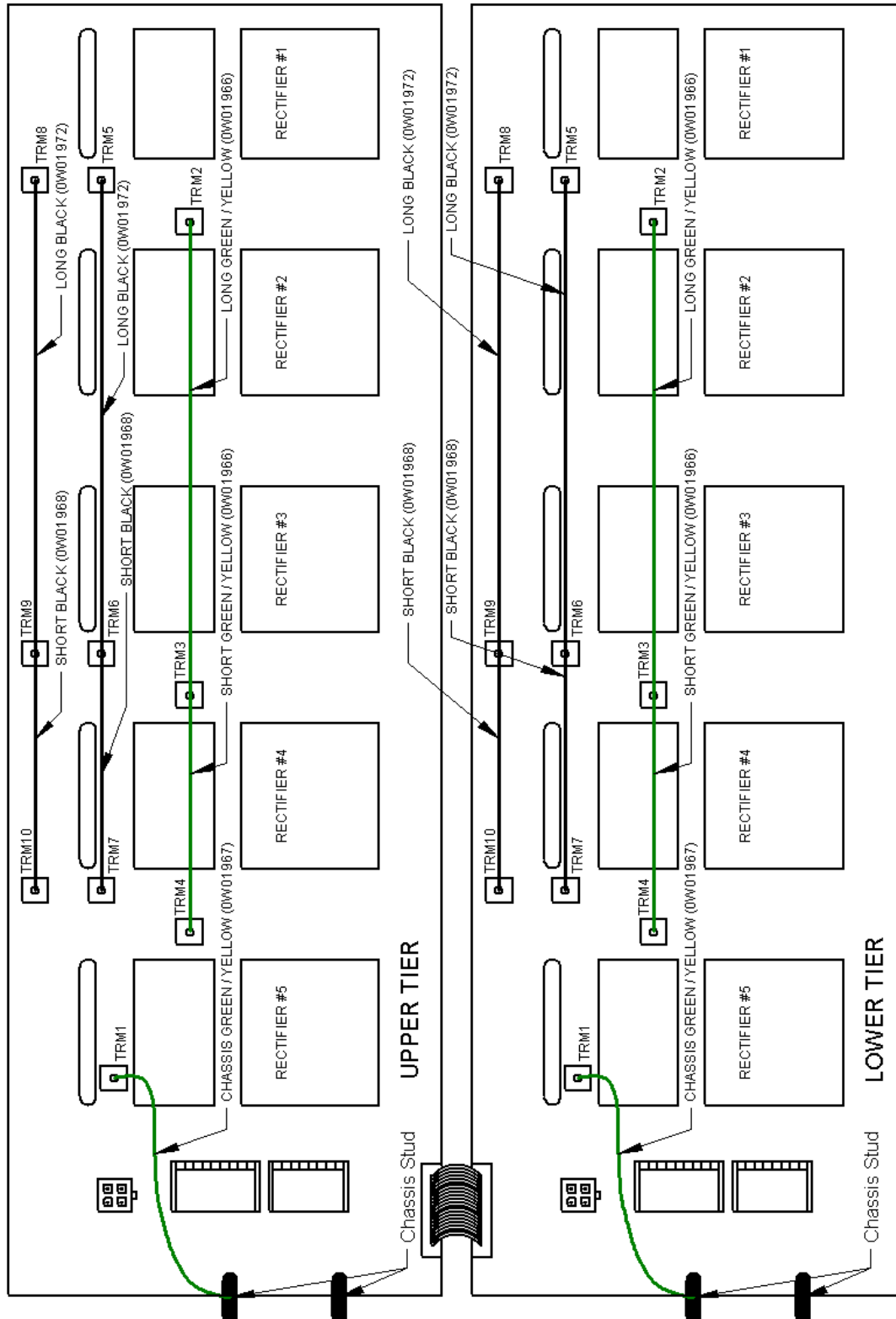


American Power Conversion
DC Network Solutions Division

User Assembly Instructions for the 0M-91139 AC Power Cord Set

Document #

990-9185A



Initial Magnum VS - 100 Backplane Wiring

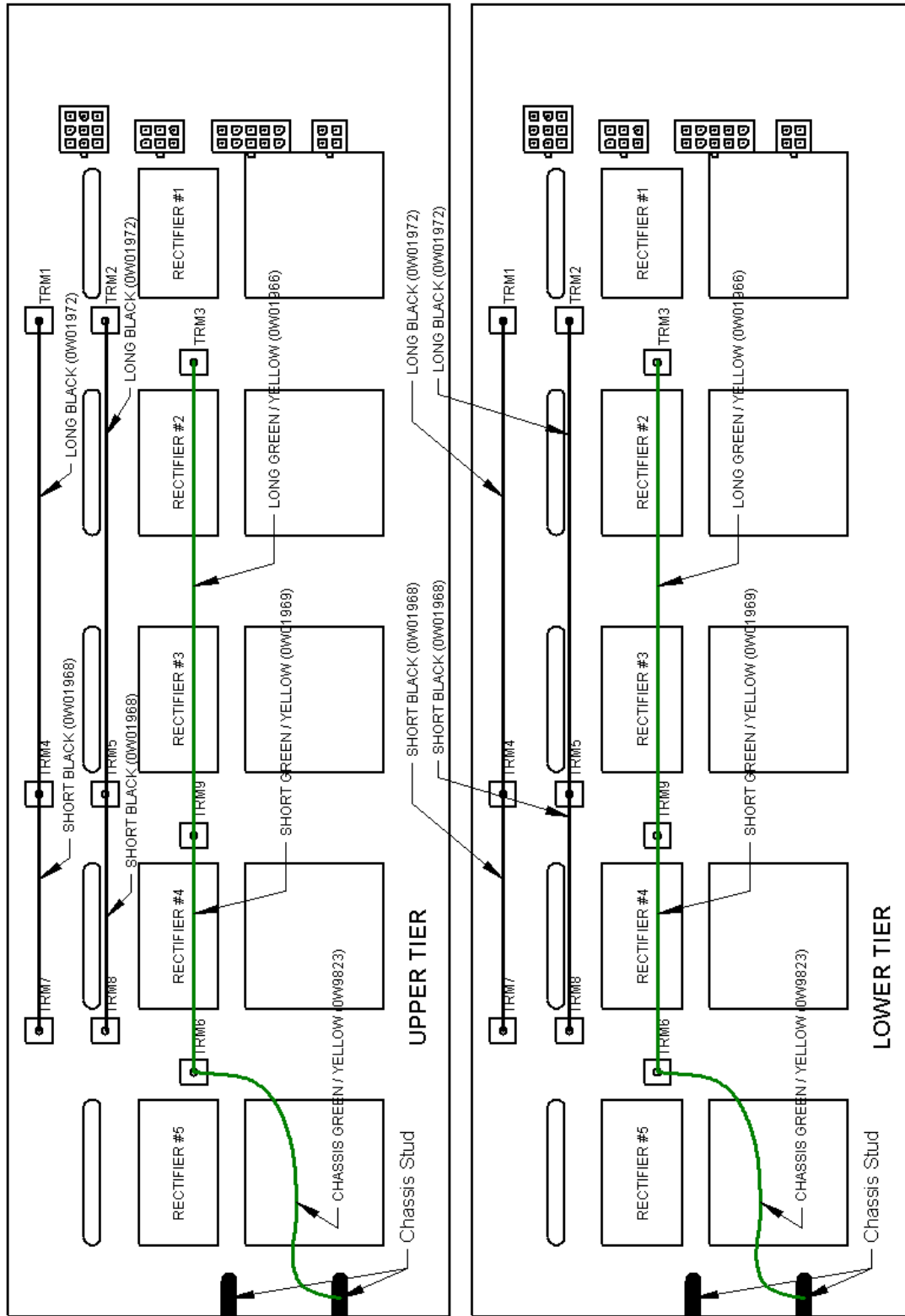


American Power Conversion
DC Network Solutions Division

User Assembly Instructions for the 0M-91139 AC Power Cord Set

Document #

990-9185A



Initial MX06-100 Backplane Wiring



American Power Conversion
DC Network Solutions Division

User Assembly Instructions
for the
0M-91139 AC Power Cord Set

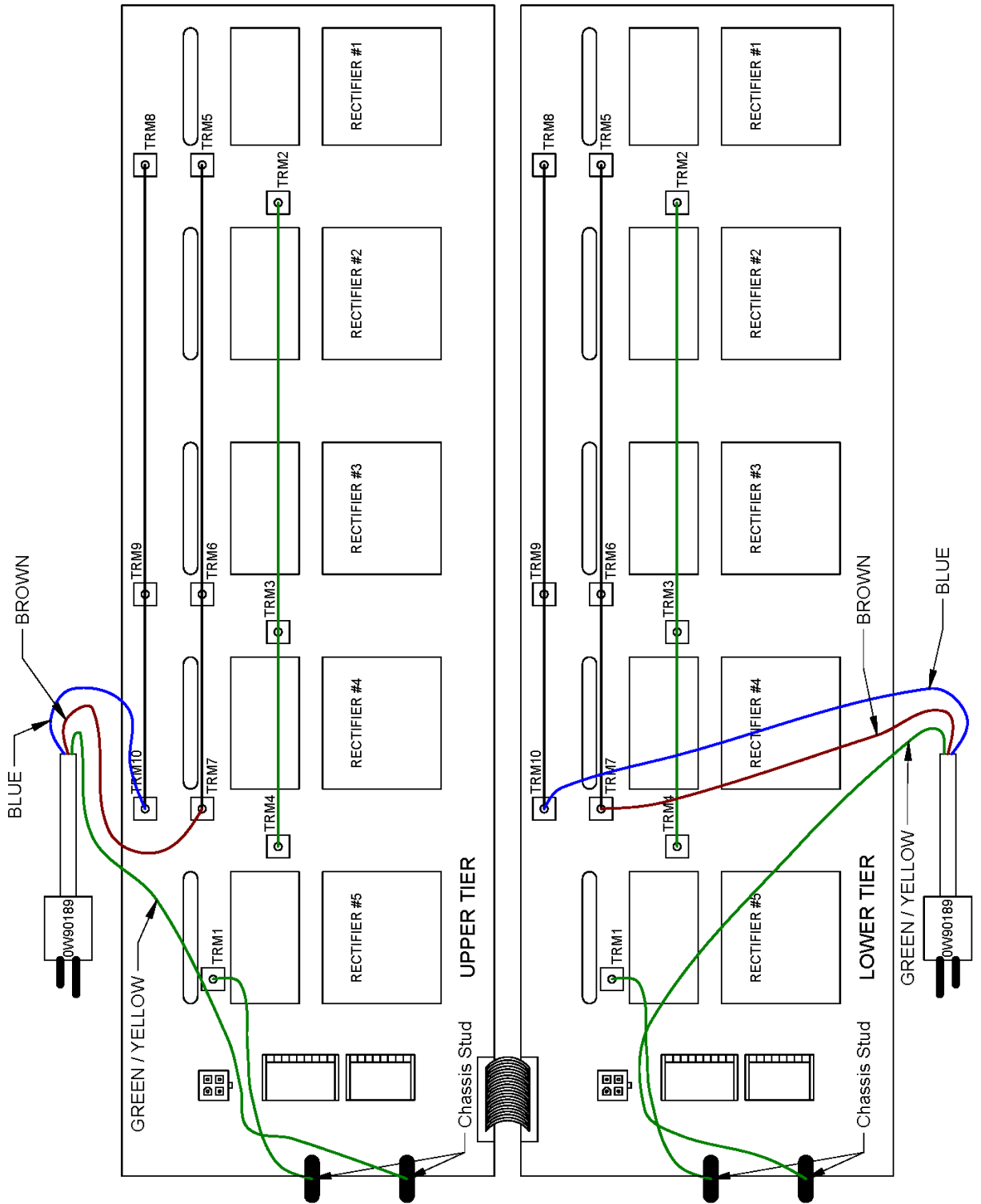
Document #

990-9185A

1&2&3&4&5,
6&7&8&9&10

115 VAC STD PLUG, 2 x 5-50 P, W/ 12' CORD, #10 AWG

SUPPORTS 2 x 50 A CKTS





American Power Conversion
DC Network Solutions Division

User Assembly Instructions for the 0M-91139 AC Power Cord Set

Document #

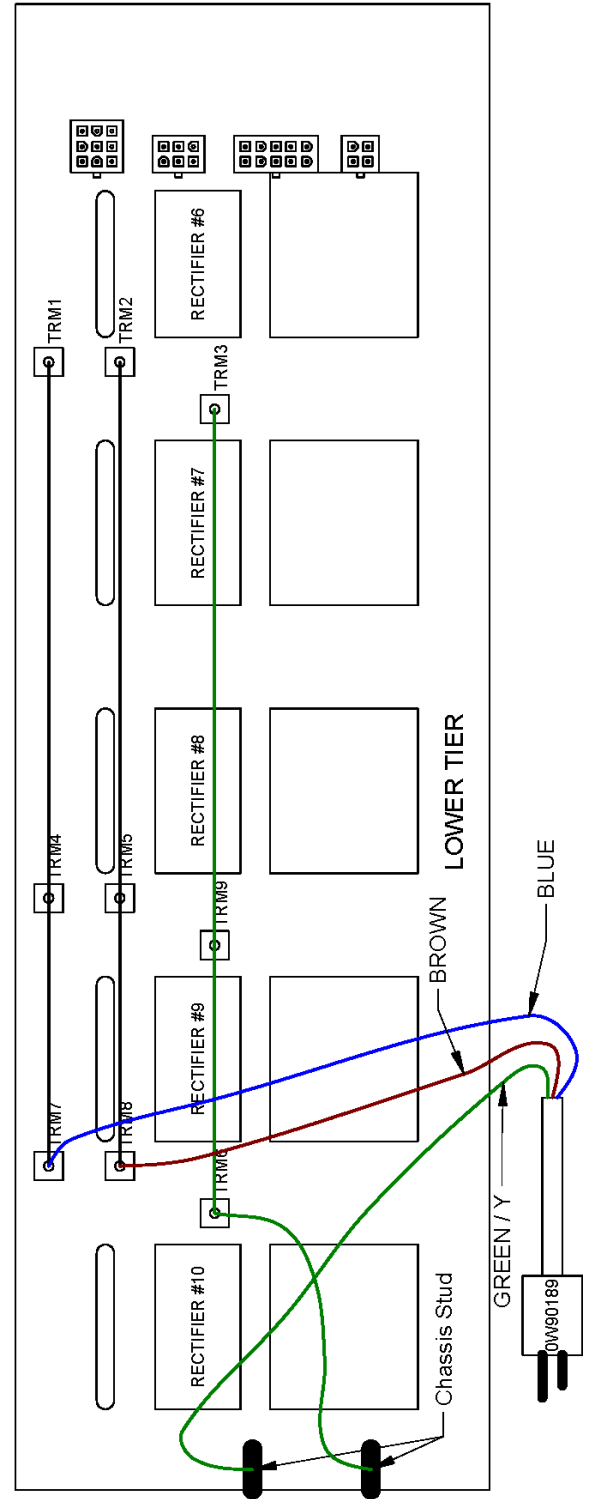
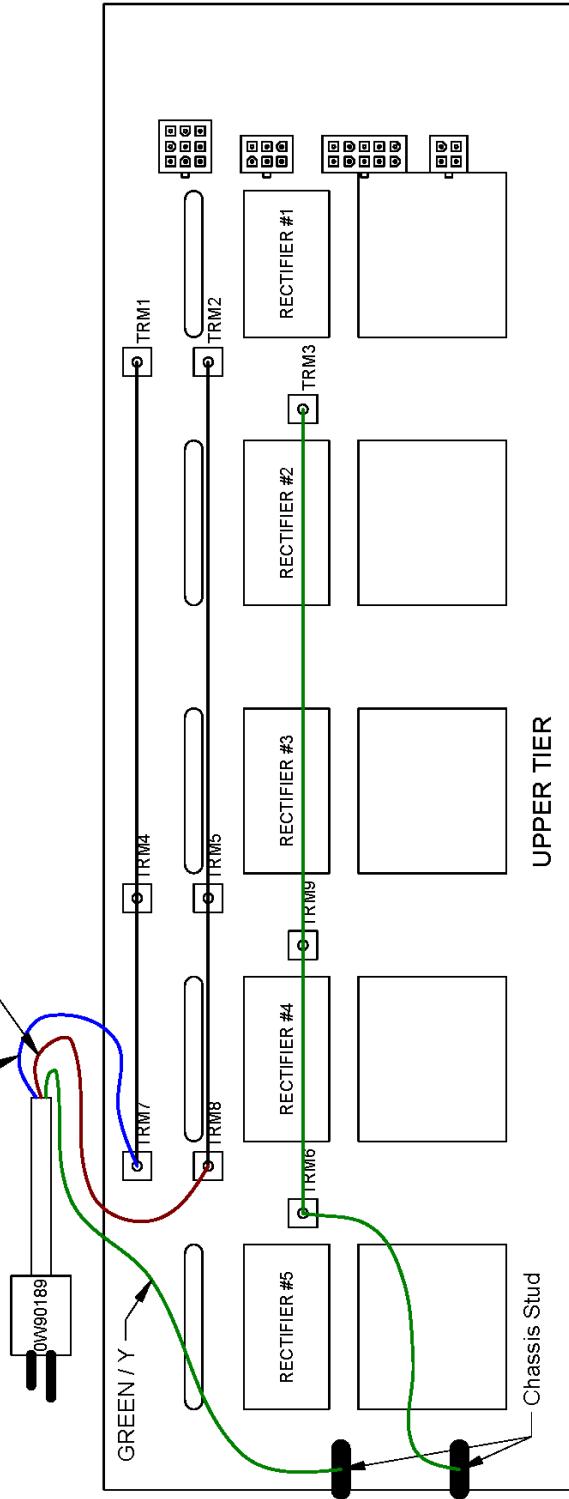
990-9185A

1&2&3&4&5,
6&7&8&9&10

115 VAC STD PLUG, 2 x 5-50 P, W/ 12' CORD, #10 AWG

SUPPORTS 2 x 50 A CKTS

BLUE — BROWN



AMEYA360

Components Supply Platform

Authorized Distribution Brand :



Website :

Welcome to visit www.ameya360.com

Contact Us :

➤ Address :

401 Building No.5, JiuGe Business Center, Lane 2301, Yishan Rd
Minhang District, Shanghai , China

➤ Sales :

Direct +86 (21) 6401-6692
Email amall@ameya360.com
QQ 800077892
Skype ameyasales1 ameyasales2

➤ Customer Service :

Email service@ameya360.com

➤ Partnership :

Tel +86 (21) 64016692-8333
Email mkt@ameya360.com