

## L2N plug-in filling/emptying function L2N Part number 84870403



- Relay for controlling level of conductive liquids
- Combined fill and empty functions
- Combined regulation of pumping out a well and filling a tank
- Plug in (11 pins)
- Output relay status display LED
- Sensitivity adjustable from 5 kΩ to 100 kΩ

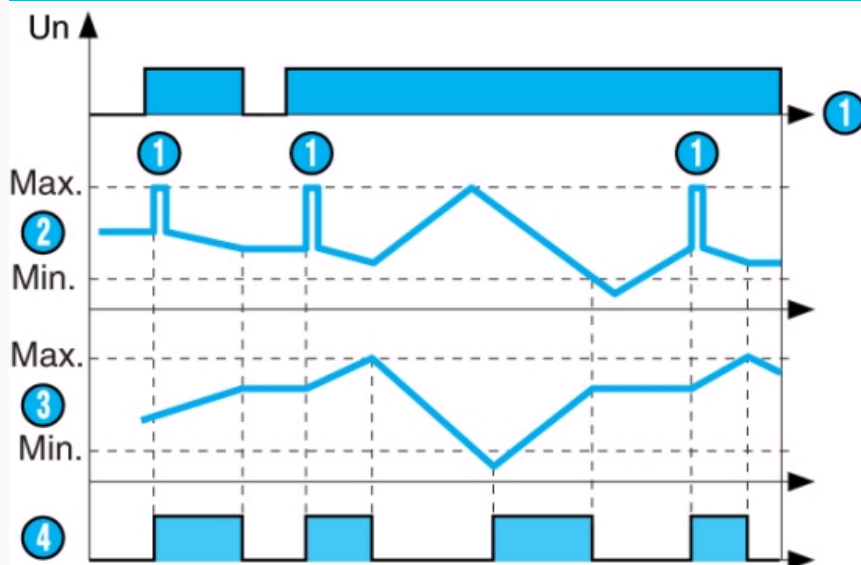
### Part numbers

	Type	Supply voltage	Base
84 870 403	L2N	120 V AC	11-pin

### Specifications

Supply voltage Un	230 V, 110 V, 48 V, 24 V AC, 50/60 Hz
Operating range	0,85 → 1,15 x Un
Max. absorbed power	3 VA
Adjustable sensitivity	5 kΩ → 100 kΩ
Measurement accuracy (at maximum sensitivity)	0 → +30 %
Electrode voltage (max)	24 V AC (50/60 Hz)
Electrode current (maximum)	1 mA (50/60 Hz)
Maximum cable capacity	10 nF
Response time high level	300 ms
Response time low level	500 ms
Output relay (according to AC1 resistive load)	1 AgCdO switch 8 A AC max.
Galvanic isolation via transformer (4 kV, 8 mm creepage distance)	Class II
Isolation of contacts and electrodes from power supply	2,5 kV AC
Temperature limits use (°C)	-20 → +60
Temperature limits stored (°C)	-30 → +70
Weight (g)	140

### Principles



#### Operating principle

Control of maximum and/or minimum levels of conductive liquids (tap water, sea water, waste water, chemical solutions, coffee etc).

The principle is based on measurement of the apparent resistance of the liquid between two submerged probes. When this value is lower than the preset threshold on the unit front face, the output relay changes state. To avoid electrolytic phenomena, an AC current flows across the probes. Applications found in environmental, chemical industries and food technology etc.

#### Combined Fill / Empty function

The output relay changes state when the level of liquid in the tank reaches the "max" electrode, with the "min" electrode submerged. It returns to its initial state when the "min" sensor is no longer in contact with the liquid.

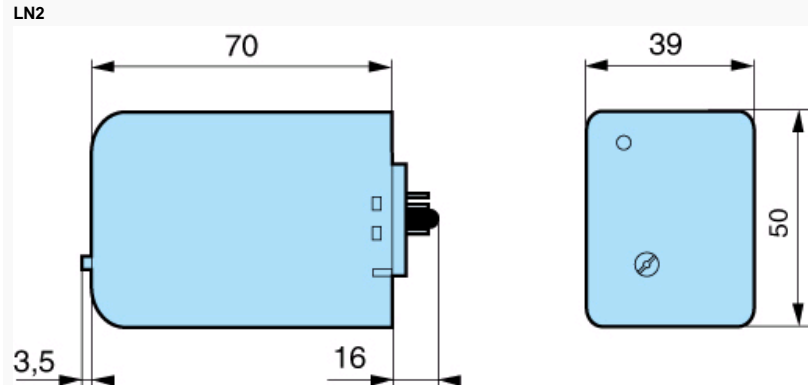
When the level of liquid in the well reaches the "min" electrode, the pump stops.

If, on power-up or after a power break, the "max" electrode in the tank is above the surface, reset the device by pressing the PB pushbutton.

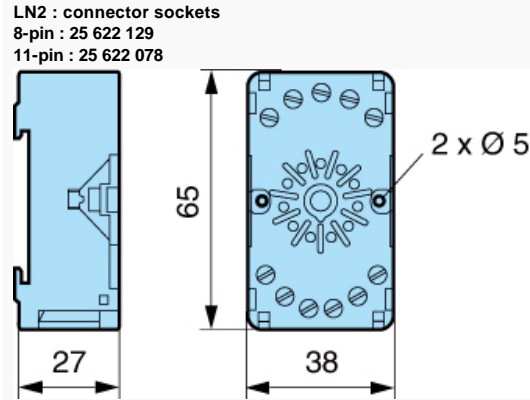
**Note**  
The probe wire (max length 100 metres) does not have to be screened, but avoid mounting it in parallel with the power supply wires. A screened wire can be used, with the screening connected to the common.

N°	Legend
①	Push button
②	Well
③	Tank
④	Output relay

Dimensions (mm)



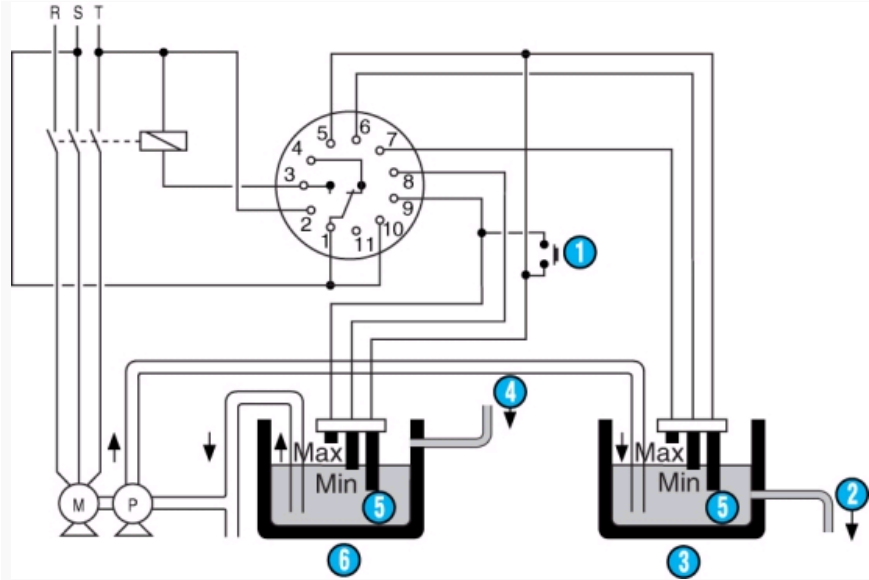
Dimensions (mm)



TRADOS Empty Field

Connections

L2N



Special base : - Pin 5 : common becomes max. - Pin 7 : maxi. becomes common

N°	Legend
1	Push button
2	Output
3	Tank
4	Input
5	Common
6	Wells

# AMEYA360

Components Supply Platform

Authorized Distribution Brand :



Website :

Welcome to visit [www.ameya360.com](http://www.ameya360.com)

Contact Us :

➤ Address :

401 Building No.5, JiuGe Business Center, Lane 2301, Yishan Rd  
Minhang District, Shanghai , China

➤ Sales :

Direct    +86 (21) 6401-6692  
Email     amall@ameya360.com  
QQ        800077892  
Skype     ameyasales1 ameyasales2

➤ Customer Service :

Email     service@ameya360.com

➤ Partnership :

Tel        +86 (21) 64016692-8333  
Email     mkt@ameya360.com