

RoHS  **218 Series, 5 x 20 mm, Time-Lag (Slo-Blo®) Fuse**          



Description

5x20mm time-Lag glass body cartridge fuse designed to IEC specification.











Features

- Designed to International (IEC) Standards for use globally
- Meets the IEC 60127-2, Sheet 3 specification for time-Lag fuses
- Available in cartridge and axial lead form
- RoHS compliant and lead-free

Applications

Used as supplementary protection in appliance or utilization equipment to provide individual protection for components or internal circuits.

Agency Approvals

Agency	Agency File Number	Ampere Range
	Cartridge Certificates: NBK120802-E10480 A&C Leaded Certificates: NBK120802-E10480 B&D	1A – 5A 6.3A – 15A
	Certificates: 2002010207007596	32mA – 6.3A
	Certificates: SU05001-3005 SU05001-2008 SU05001-2009	32mA – 40mA 50mA – 800mA 1A – 10A
	Recognised File: E10480 Guide: JDYX2	32mA – 16A
	File: 029862 Acc. Class: LR1422-30	32mA – 15A
	License: KM41462	80mA – 6.3A
	File: 9850004, 9843043, 811742, 304650, 416270	32mA – 6.3A
	License: 40013496	32mA – 10A
	License: 40016604	15A*
		32mA – 16A

* Approval for Cartridge versions only

Electrical Characteristics

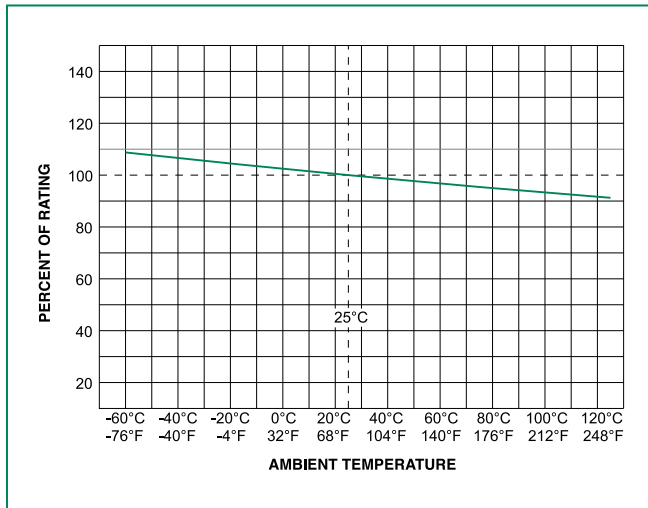
% of Ampere Rating	Ampere Rating	Opening Time
150%	32mA-100mA	60 minutes, Minimum
	125mA-6.3A	60 minutes, Minimum
	8A-15A	30 minutes, Minimum
210%	32mA-100mA	30 minutes, Maximum
	125mA-6.3A	30 minutes, Maximum
	8A-15A	30 minutes, Maximum
275%	32mA-100mA	0.01 sec., Min.; .5 sec. Max.
	125mA-6.3A	0.05 sec., Min.; 2 sec. Max.
	8A-15A	0.05 sec., Min.; 2 sec. Max.
400%	32mA-100mA	.003 sec., Min.; 0.1 sec. Max.
	125mA-6.3A	.01 sec., Min.; 0.3 sec. Max.
	8A-15A	.01 sec., Min.; 0.4 sec. Max.
1000%	32mA-100mA	.02 second, Maximum
	125mA-6.3A	.02 second, Maximum
	8A-15A	.04 second, Maximum

Electrical Characteristics

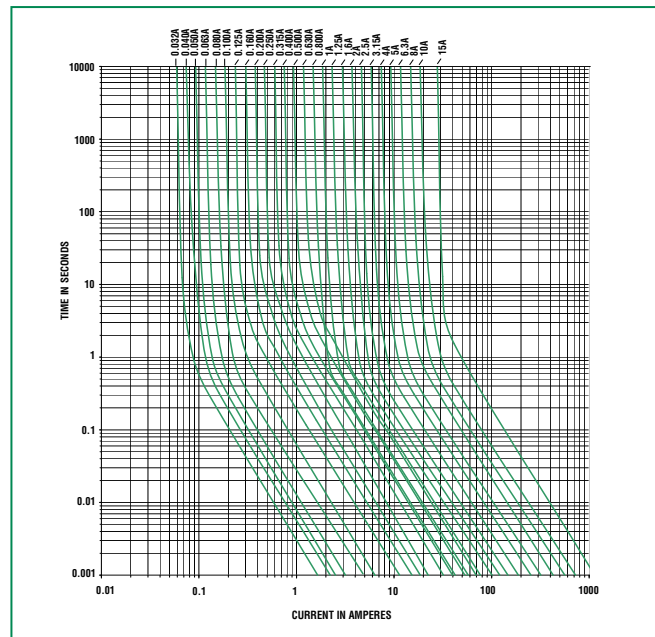
Amp Code	Amp Rating (A)	Voltage Rating (V)	Interrupting Rating	Nominal Cold Resistance (Ohms)	Nominal Melting I ² t (A ² ·sec)	Nominal Voltage Drop at Rated Current (mV)	Nominal Power Dissipation At Rated Current (W)	Agency Approvals									
.032	0.032	250	35A@250Vac	58.4500	0.00297	5000	1.6	x	x		x	x	x	x	x		
.040	0.04	250		35.7000	0.00536	4000	1.6	x	x		x	x	x	x	x		
.050	0.05	250		23.3000	0.00692	3500	1.6	x	x		x	x	x	x	x		
.063	0.063	250		17.6500	0.0117	3000	1.6	x	x		x	x	x	x	x		
.080	0.08	250		12.6000	0.0258	2500	1.6	x	x		x	x	x	x	x	x	
.100	0.1	250		8.9050	0.0482	2000	1.6	x	x		x	x	x	x	x	x	
.125	0.125	250		4.2000	0.1465	1900	1.6	x	x		x	x	x	x	x	x	
.160	0.16	250		2.5500	0.2190	1500	1.6	x	x		x	x	x	x	x	x	
.200	0.2	250		1.6000	0.3410	1300	1.6	x	x		x	x	x	x	x	x	
.250	0.25	250		1.0495	0.5405	1100	1.6	x	x		x	x	x	x	x	x	
.315	0.315	250		0.8475	1.1100	1000	1.6	x	x		x	x	x	x	x	x	
.400	0.4	250		0.5350	1.3250	900	1.6	x	x		x	x	x	x	x	x	
.500	0.5	250		0.3700	2.8250	300	1.6	x	x		x	x	x	x	x	x	
.630	0.63	250		0.2750	4.6750	250	1.6	x	x		x	x	x	x	x	x	
.800	0.8	250		0.0813	3.370	150	1.6	x	x		x	x	x	x	x	x	
001.	1	250		0.0613	6.730	150	1.6	x	x	x	x	x	x	x	x	x	
1.25	1.25	250		0.0446	12.650	150	1.6	x	x	x	x	x	x	x	x	x	
01.6	1.6	250		0.0336	23.350	150	1.6	x	x	x	x	x	x	x	x	x	
002.	2	250		0.0293	14.450	150	1.6	x	x	x	x	x	x	x	x	x	
02.5	2.5	250		0.0219	23.250	120	1.6	x	x	x	x	x	x	x	x	x	
3.15	3.15	250	0.0173	38.150	100	1.6	x	x	x	x	x	x	x	x	x		
004.	4	250	40A @ 250Vac	0.0129	69.10	100	1.6	x	x	x	x	x	x	x	x		
005.	5	250	50A @ 250Vac	0.0104	111.00	100	1.6	x	x	x	x	x	x	x	x		
06.3	6.3	250	63A @ 250Vac	0.0076	198.50	100	1.6	x	x	x	x	x	x	x	x		
008.	8	250	80A @ 250Vac	0.0059	341.50	100	4	x		x	x	x		x	x		
010.	10	250	100A @ 250Vac	0.0045	568.00	100	4	x		x	x	x		x	x		
12.5	12.5	250	63A @ 250Vac	0.0034	889.00	100	4			x	x						
015.	15	250	100A @ 250Vac	0.0028	1405.00	100	4			x	x	x			x*		
016.	16	250	63A @ 250Vac	0.0021	1955.00	100	4				x			x			

* Approval for cartridge versions only.

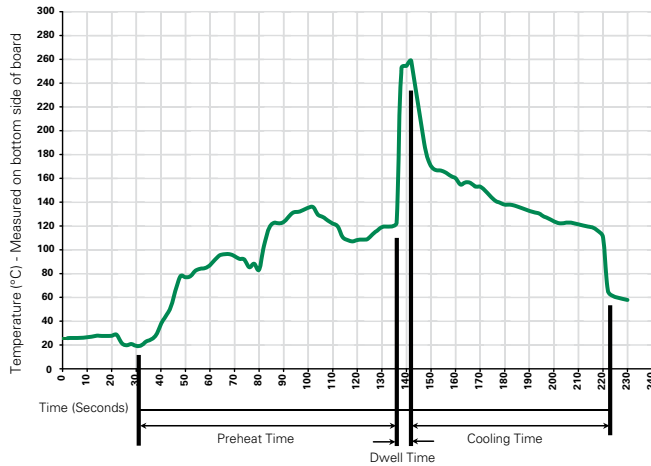
Temperature Derating Curve



Average Time Current Curves



Soldering Parameters - Wave Soldering



Recommended Process Parameters:

Wave Parameter	Lead-Free Recommendation
Preheat: (Depends on Flux Activation Temperature) (Typical Industry Recommendation)	
Temperature Minimum:	100° C
Temperature Maximum:	150° C
Preheat Time:	60-180 seconds
Solder Pot Temperature:	260° C Maximum
Solder Dwell Time:	2-5 seconds

Recommended Hand-Solder Parameters:

Solder Iron Temperature: 350° C +/- 5°C
 Heating Time: 5 seconds max.

Note: These devices are not recommended for IR or Convection Reflow process.

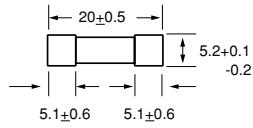
Product Characteristics

Material	Body: Glass Cap: Nickel-plated brass Leads: Tin-plated Copper
Terminal Strength	MIL-STD-202G, Method 211A, Test Condition A
Solderability	Reference IEC 60127 Second Edition 2003-01 Annex A
Product Marking	Cap1: Brand logo, current and voltage ratings Cap2: Agency approval marks
Packaging	Available in Bulk (M=1000 pcs/pkg) or on Tape/Reel (MRET1=1000 pcs/reel)

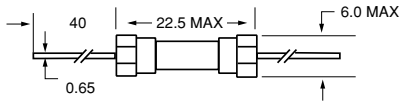
Operating Temperature	-55°C to +125°C
Thermal Shock	MIL-STD-202G, Method 107G, Test Condition B: (5 cycles -65°C to +125°C)
Vibration	MIL-STD-202G, Method 201A
Humidity	MIL-STD-202G, Method 103B, Test Condition A. high RH (95%) and elevated temperature (40°C) for 240 hours.
Salt Spray	MIL-STD-202G, Method 101D, Test Condition B

Dimensions

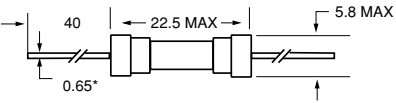
0218 000P



**0218.032 XEP
to
0218.100XEP**



**0218.125 XEP
to
0218015. XEP**

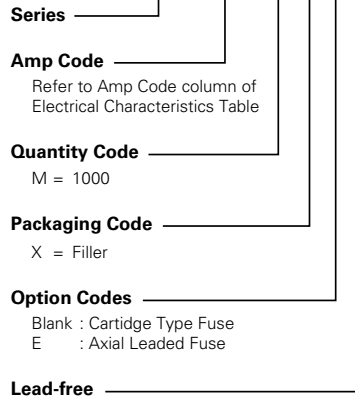


All dimensions in mm

Notes:
 * Ratings above 6.3A
 have 0.8 mm dia lead

Part Numbering System

0218 xxxx M X E P



Packaging

Packaging Option	Packaging Specification	Quantity	Quantity & Packaging Code	Taping Width
Bulk	N/A	1000	MX	N/A
Bulk	N/A	1000	MXE	N/A
Reel and Tape	EIA 296-E	1000	MRET1	T1=52mm (2.062")

AMEYA360

Components Supply Platform

Authorized Distribution Brand :



Website :

Welcome to visit www.ameya360.com

Contact Us :

➤ Address :

401 Building No.5, JiuGe Business Center, Lane 2301, Yishan Rd
Minhang District, Shanghai , China

➤ Sales :

Direct +86 (21) 6401-6692

Email amall@ameya360.com

QQ 800077892

Skype [ameyasales1](#) [ameyasales2](#)

➤ Customer Service :

Email service@ameya360.com

➤ Partnership :

Tel +86 (21) 64016692-8333

Email mkt@ameya360.com