



austriamicrosystems AG

is now

ams AG

The technical content of this austriamicrosystems application note is still valid.

Contact information:

Headquarters:

ams AG

Tobelbaderstrasse 30

8141 Unterpremstaetten, Austria

Tel: +43 (0) 3136 500 0

e-Mail: ams_sales@ams.com


Please visit our website at www.ams.com

Demo Board Manual

AS1119

**144 LED, I²C Interfaced, Cross-Plexing Driver
with a 320mA Charge-Pump**

www.austriamicrosystems.com/AS1119



General Description

Board Description




Figure 1: Board Description - Connectors




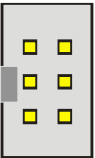
Figure 2: Board Description – Jumpers

Connector Description

Label	Name	Description	Info
A	VDD	Supply Voltage	Supply voltage ranging from 2.7V to 5.5V
B	GND	Ground	
C	USB	Mini USB 5-pin Connector	Supplies the AS1119 with 5V. Connect to a standard USB port. This Connector is not used for data transfer.
D	I / O	I ² C Interface Connector	Connect <i>austriamicrosystems USB Interface Box</i> . For a detailed Connector Description see table below.

Note: Use only the Connectors VDD “A” and GND “B” or USB Connector “C”. Never use both supply possibilities at the same time!

I/O - Interface Connector “D” Description

	Label	Name	AS1119
	A1	SYNC_IN / SYNC_OUT	Pin B6
	A2	NC	
	A3	GND	
	B1	IRQ	Pin E6
	B2	SCL	Pin D6
	B3	SDA	Pin C6

Jumper Description

Label	Name	Description
E	J6	AD1
F	J5	AD0
G	SYNC	Sync Function. If two or more boards are connected together remove this jumper on the board which is connected to the USB box.
H	S1	Reset Button
I	J1	Connector to LED boards. For a detailed layout description of the LED boards see Application note: <i>APN_AS1119_Cross-Plexing_v1_00</i>

Quickstart Software

Before starting the software make sure that the USB Power supply and the USB box are connected to the demoboard. After start-up the software is configured (per default) to work with the 12x12 Matrix.

On the first tab 'Demonstration 12x12 Matrix' there are one-click-demos. Just click the demonstration you want to display and it will be shown on the 12x12 Matrix right away. To stop the demonstration, click the Stop Playback button.



For one-click-demos on the 9x16 Matrix, go to the second tab. There some demonstrations for the 9x16 matrix can be found.

To draw your one movie or frame to display go to the third tab 'Drawing Tool'.

Operational sequence

This demo board comes with the AS1119.

1. Drive the IC on the demo board only with the recommended settings and values as described in the [datasheet](#). If not present get the datasheet for the AS1119 from www.austriamicrosystem.com.
2. First connect the power supply via connector "C" to a powered USB port and than power up the I/O - Interface "D". To power down the system disconnect first the I/O Interface and than the power supply of the demoboard.
3. Connect the I/O - Interface "D" to a μ C or via the *austriamicrosystems USB Interface Box* to a PC. For interfacing please see the corresponding datasheet of the AS1119.

If there are questions do not hesitate to contact us. See contact information at the end of this manual.

Layout of Demo Board

Board schematics and layout

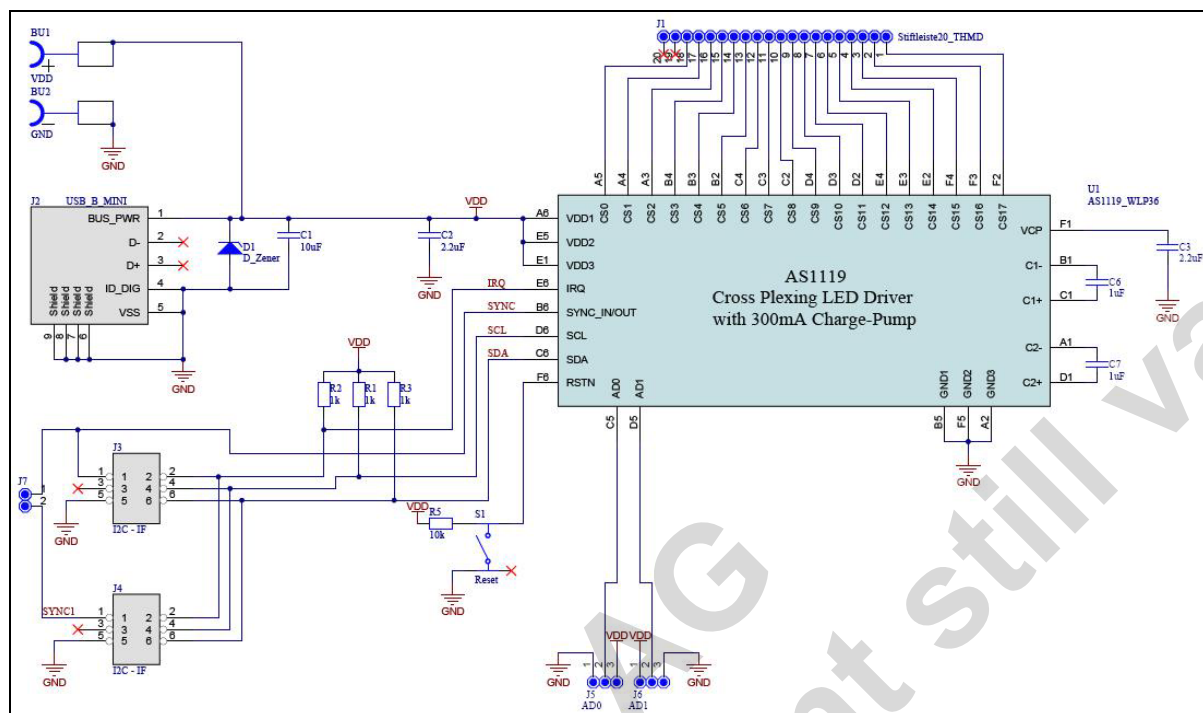


Figure 3: Schematic

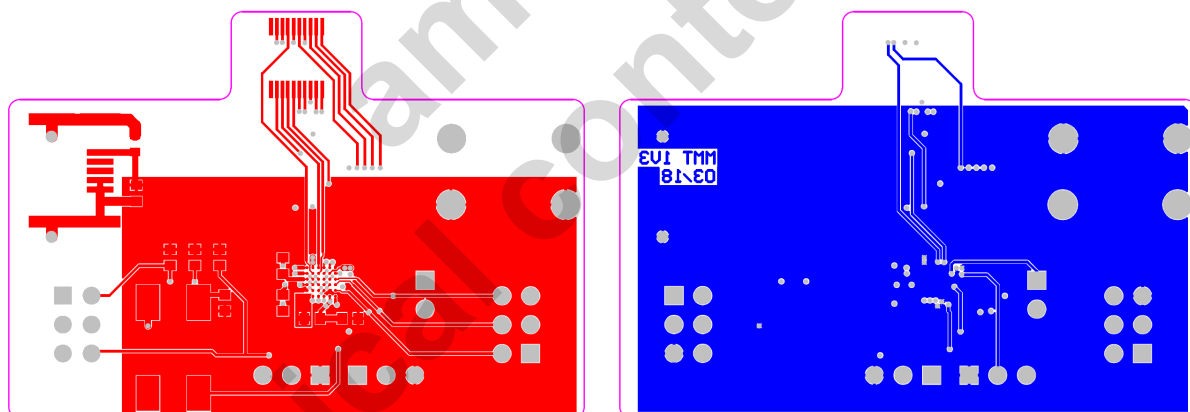


Figure 4: Top and Bottom Layer

Copyright

Copyright © 1997-2010, austriamicrosystems AG, Tobelbaderstraße 30, 8141 Unterpremstätten - Graz, Austria - Europe. Trademarks Registered ®. All rights reserved. The material herein may not be reproduced, adapted, merged, translated, stored, or used without the prior written consent of the copyright owner.

All products and companies mentioned are trademarks or registered trademarks of their respective companies.

Disclaimer

Devices sold by austriamicrosystems AG are covered by the warranty and patent indemnification provisions appearing in its Term of Sale. austriamicrosystems AG makes no warranty, express, statutory, implied, or by description regarding the information set forth herein or regarding the freedom of the described devices from patent infringement. Austriamicrosystems AG reserves the right to change specifications and prices at any time and without notice. Therefore, prior to designing this product into a system, it is necessary to check with austriamicrosystems AG for current information.

This product is intended for use in normal commercial applications. Applications requiring extended temperature range, unusual environmental requirements, or high reliability applications, such as military, medical life-support or life-sustaining equipment are specifically not recommended without additional processing by austriamicrosystems AG for each application. For shipments of less than 100 parts the manufacturing flow might show deviations from the standard production flow, such as test flow or test location.

The information furnished here by austriamicrosystems AG is believed to be correct and accurate. However, austriamicrosystems AG shall not be liable to recipient or any third party for any damages, including but not limited to personal injury, property damage, loss of profits, loss of use, interruption of business or indirect, special, incidental or consequential damages, of any kind, in connection with or arising out of the furnishing, performance or use of the technical data herein. No obligation or liability to recipient or any third party shall arise or flow out of austriamicrosystems AG rendering of technical or other services.



Contact Information

Headquarters

austriamicrosystems AG
Tobelbaderstraße 30
A-8141 Unterpremstätten - Graz, Austria
T. +43 (0) 3136 500 0
F. +43 (0) 3136 5692

For Sales Offices, Distributors and Representatives, please visit:
<http://www.austriamicrosystems.com/contact>

AMEYA360

Components Supply Platform

Authorized Distribution Brand :



Website :

Welcome to visit www.ameya360.com

Contact Us :

➤ Address :

401 Building No.5, JiuGe Business Center, Lane 2301, Yishan Rd
Minhang District, Shanghai , China

➤ Sales :

Direct +86 (21) 6401-6692

Email amall@ameya360.com

QQ 800077892

Skype ameyasales1 ameyasales2

➤ Customer Service :

Email service@ameya360.com

➤ Partnership :

Tel +86 (21) 64016692-8333

Email mkt@ameya360.com