

## Interactive Catalog Supplements Catalog PDFs

If you need detailed product information, or help choosing the right product for your application, see our **Interactive Catalog**. Use the **Interactive Catalog** to access the most complete and up-to-date information available.

The **Interactive Catalog** provides an extensive collection of product specifications, application data, and technical literature that can be searched based on criteria you select.

This PDF catalog information was published in November 2000.



Sensing and Control  
**Interactive  
Catalog...**

**Click this icon to try  
the Interactive Catalog.**

---

### Sensing and Control

Honeywell Inc.

11 West Spring Street

Freeport, IL 61032

## Weather-Sealed Explosion-Proof Switches

### FEATURES

- Sealing - applicable portions of NEMA 1, 3, 4, 4X, 6, 6P, 7, 9, and 13
- Watertight and dusttight for outdoor use
- 4-20 mA analog output available
- UL Listed, file #E14274
- Analog UL file #E68247
- CSA Certified, file #LR57324
- Rugged cast aluminum housing
- Pretravel, overtravel, and actuating sequence can be field adjusted without tools (all basics individually)
- Rotary types convert in seconds to clockwise, counterclockwise, or both-way operation

CX switches are built especially for outdoor use in hazardous atmospheres. These enclosures are constructed to withstand the pressure of an internal explosion. Flame paths cool the exploded gases to a point less than the lowest safe operating temperature of the surrounding gas.

O-ring seals make the enclosure weather-proof but are outside of required flame paths so explosion proof requirements are maintained.

Analog output: either resistive or 4-20 mA is available.

Operating temperature range is -25° to +85°C (-13° to 185°F).

NEMA standards: 1, 3, 4, 4X, 6, 6P, 7, 9 and 13.

UL listed: Class I, Div. 1, Groups B (14CX, 16CX, 24CX, 26CX, 36CX, and 84CX only), C and D; and Class II, Div. 1, Groups E, F and G. CSA certified: Class I, Div. 1, Groups B (14CX, 16CX, 24CX, 26CX, 36CX and 84CX only), C and D; and Class II, Groups E, F and G.

For rapid response – off the shelf service, all **bold face** listings are normally stocked items.

### ROTARY ACTUATED SWITCHES



Short housing



Standard housing

Actuators are not included with switch. Order them separately.

### ROTARY LEVERS

Lever Type	Catalog Listing
1.5 in. lever, no roller .75 in. roller, front .75 in. roller, back	<b>LSZ51</b> <b>LSZ51A</b> <b>LSZ51C</b>
1.5-3.5 in. adjustable lever .75 in. roller 1.0 in. roller 1.5 in. roller	<b>LSZ52C</b> <b>LSZ52J</b> <b>LSZ52K</b>
1.5 in. yoke roller .75 in. rollers, back .75 in. rollers, each side	<b>LSZ53S</b> <b>LSZ53E</b>
5 in. rod lever Hub only	<b>LSZ54M</b> <b>LSZ54</b>
1.5 in. offset lever, no roller .75 in. roller, back .75 in. roller, front	<b>LSZ55</b> <b>LSZ55A</b> <b>LSZ55C</b>

Rollers are nylon. Non-sparking rollers must be used in hazardous locations.

### ORDER GUIDE

As factory assembled, all basic switches operate on clockwise and counterclockwise rotation. Actuating mechanism can be field adjusted for CW or CCW operation only. No tools are required.

Description <sup>1</sup>	Catalog Listings Shaft Restoring Force To Center		Housing Size	Basic Switch(es) <sup>2</sup>	Electrical Ratings
	With	W/O <sup>2</sup>			
15 amp. SPDT.	<b>11CX1</b> <b>11CX2</b> <b>21CX4</b>	<b>11CX12</b> 21CX13 <b>21CX14</b>	Short Short Standard Standard	BZ(1) BZ(2) BZ(3) BZ(4)	A A A A
20 amp. SPDT.	12CX1 12CX2  22CX4	<b>12CX12</b>	Short Short  Standard	BA(1) BA(2)  BA(4)	B B  B
Also UL listed for Class I. Group B (hydrogen atmospheres). 10 amp. DPDT.	14CX1 24CX2	14CX11 24CX12 24CX13	Short Standard Standard	DT(1) DT(2) DT(3)	C C C
Also UL listed for Class I, Group B (hydrogen atmospheres). 1 amp. SPDT.	16CX2 26CX4 16CX1	16CX12 26CX14 16CX11	Short Standard Short	HS(2) HS(4) HS(1)	D D D
Analog position sensing.* Current output (4-20 mA).	— —	<b>18CX10</b> 281CX12 284CX12	Short Standard Standard	None BZ(2) DT(2)	— A C
1 amp. SPDT with gold contacts.	1172CX2	1172CX12	Short	BZ(2)	F

\* Where noted, BZ basic switches are 15 amp, SPDT; DT basic switches are 10 amp DPDT. Refer to next page for analog position sensing specifications.

### MOUNTING HOLES

Add the letter A to listings with side mounting holes tapped 5/16-18(8).

Example: 11CX2**A**

Add the letter B to listings with thru mounting holes tapped 3/8-24(4).

Example: 11CX2**B**.

<sup>1</sup> Basic switches operate nearly simultaneously in multiple switch devices.

<sup>2</sup> Shafts of devices without shaft restoring force can be rotated through 360°.

Basic switches will be in operated mode through two 105° sections.






Eight side mounting holes can be tapped 5/16"-18.

Limit/Enclosed

# Limit and Enclosed Switches

## Weather-Sealed Explosion-Proof Switches

### ELECTRICAL RATINGS

Circuitry	Electrical Ratings
 <p>A BZ Single-Pole Double-throw</p>	UL/CSA Rating: L96 15 amps, 120, 240 or 480 VAC, ind. and res. 1/8 Hp, 120 VAC; 1/4 Hp, 240 VAC. .5 amp, 125 VDC, .25 amp, 250 VDC., res.
 <p>B BA Single-Pole Double-throw</p>	UL/CSA Rating: L23 20 amps, 120, 240 or 480 VAC, ind. and res. 1 Hp, 120 VAC; 2 Hp, 240 VAC. .5 amp, 125 VDC, .25 amp, 250 VDC res.
 <p>C DT Double-Pole Double-throw</p>	UL/CSA Rating: L59 10 amps, 120 or 240 VAC, ind. and res. .3 amp, 125 VDC, .15 amp, 250 VDC, res.
 <p>D HS Single-Pole Double-throw</p>	UL/CSA Rating: L22 1 amp, 120 VAC, ind. and res.
 <p>F BZ (Gold Contact) Single-Pole Double-throw</p>	UL/CSA Rating: L22 1 amp, 125 VAC

## CX Series

### REPLACEMENT BASIC SWITCH ASSEMBLIES

These assemblies are factory adjusted to the same operating characteristics as a new CX switch. They include components subject to mechanical or electrical wear: basic switches, cam wheels and followers, and springs.

To order, change the first number in the complete switch catalog listing to 9 for rotary switches and 10 for plunger switches with short housings.

Example:  
 Rotary switch **12CX5**  
 Replacement = **92CX5**  
 Plunger switch **36CX2**  
 Replacement = **106CX2**

Note: Basic switch assemblies for rotary actuated switches, with or without shaft restoring force, will be the same.

For example:  
 11CX1 and 11CX11 use 91CX1.

### ANALOG POSITION SENSING SPECIFICATIONS

Current Output (4-20 mA)	Replacement PC Board
Voltage compliance range: 12.5 to 40 VDC Maximum load resistance: $RL, \text{Max.} = \frac{V \text{ Supply}}{20 \text{ mA}} - 12.5$ Current signal output: 4-20 mA Span: Adjustable from 15° to 90° of angular rotation. Null: 4 mA position may be set at any angular position.	For current output devices 15PA261-CX

### OPERATING CHARACTERISTICS (All CX Switches)

Basic Switch Type	Rotary Actuation				Plunger Actuation		
	BZ	BA	DT	HS	BZ	BA	HS
Pretravel (max.)*	15°	15°	30°	30°	.10 in./2,5 mm		
Differential Travel (max.)	10°	10°	25°	20°	.04 in./1.0 mm		
Overtravel (min.)*	90°	90°	75°	75°	.19 in./4,75 mm		
Operating Torque (max.)	11.1 in. lb./1,25 Nm				—		
Operating Force (max.)	—				8.82 lb./39,2 N		

\* May be modified in field to suit application requirements.  
 N = Newtons  
 Nm = Newton meters

### LOW TEMPERATURE SWITCHES

Add the letter C to listings for low temperature versions.

Example: 21CX14**C** –40°F (–40°C) Rotary  
 36CX2**C** –35°F (–37°C) Plunger

## Weather-Sealed Explosion-Proof Switches



### 80CX SWITCHES ALSO WITHSTAND CORROSIVE ENVIRONMENTS

80CX switches have rugged bronze housings which are resistant to salt water and other corrosive environments. They comply with the NEMA 4X requirement for protection against corrosion, in addition to NEMA enclosure standards met by other CX switches. O-ring seals make the enclosure weather-proof, but are outside of required flame paths so explosion-proof requirements are maintained.

### STAINLESS STEEL LEVER ACTUATORS

These levers match the corrosion resistance of the 80CX housing. Non-sparking rollers must be used in hazardous locations.

### ORDER GUIDE STAINLESS STEEL LEVERS WITH NYLON ROLLERS

Std. Roller Lever 	Radius (In.)	Dia. In.	Width In.	Catalog Listing
		1.5	.75	.25
Std. Lever w/o roller	1.5	.75	.25	LS2Z51
Adjustable Radius 	1.5-3.5	.75	.25	LS2Z52A

Note: Refer to page A36 for lever dimensions.

### ROTARY ACTUATED SWITCHES



80CX switches available with standard housing only.

Actuators are not included with switches. Order them separately.

### MOUNTING HOLES

Add the letter A to listings with side mounting holes tapped 5/16-18(8).

Example: 82CX2A

Add the letter B to listings with thru mounting holes tapped 3/8-24(4).

Example: 81CX2B.

### ORDER GUIDE

As factory assembled, all basic switches operate on clockwise or counterclockwise rotation. Actuating mechanism can be field adjusted for CW or CCW operation only. No tools are required.

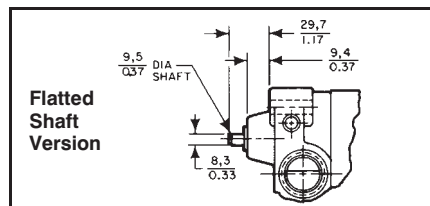
Description <sup>1</sup>	Catalog Listings Shaft Restoring Force To Center		Housing Size	Basic Switch(es)	Electrical Ratings Page A109
	With	Without <sup>2</sup>			
15 amp. SPDT	81CX1	81CX11	Standard	BZ(1)	A
	81CX2	81CX12	Standard	BZ(2)	A
	81CX4	81CX14	Standard	BZ(4)	A
20 amp. SPDT	82CX2	82CX12	Standard	BA(2)	B
	82CX4	82CX14	Standard	BA(4)	B
Also UL listed for Class I, Group B (hydrogen atmospheres). 10 amp. DPDT	84CX2	84CX12	Standard	DT(2)	C

Notes: Refer to page A127.

### MODIFIED SHAFT ENABLES DIRECT COUPLING

CX switches are available with a 3/8 inch diameter by 3/4 inch long flatted shaft which conforms to standard NEMA motor shaft specifications. It accepts commercially available shaft couplers, permitting easy, direct coupling to most equipment actuators.

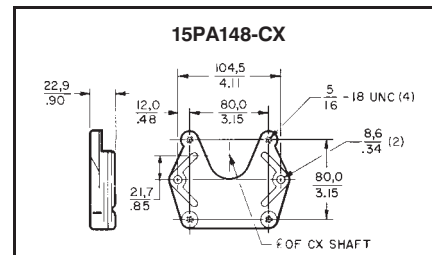
To specify a "direct-couple" CX switch, add **-DO1** to catalog listings shown in the order guides, i.e. 11CX12-**DO1**. Pricing is the same as for unmodified versions.



### MOUNTING BRACKET

An aluminum mounting bracket is available for adapting CX switches to existing 2-hole mounting arrangements.

To order, specify Catalog Listing **15PA148-CX**.



Limit/Enclosed



# AMEYA360

## Components Supply Platform

Authorized Distribution Brand :



Website :

Welcome to visit [www.ameya360.com](http://www.ameya360.com)

Contact Us :

➤ Address :

401 Building No.5, JiuGe Business Center, Lane 2301, Yishan Rd  
Minhang District, Shanghai , China

➤ Sales :

Direct +86 (21) 6401-6692

Email [amall@ameya360.com](mailto:amall@ameya360.com)

QQ 800077892

Skype [ameyasales1](#) [ameyasales2](#)

➤ Customer Service :

Email [service@ameya360.com](mailto:service@ameya360.com)

➤ Partnership :

Tel +86 (21) 64016692-8333

Email [mkt@ameya360.com](mailto:mkt@ameya360.com)