


HIGH TEMPERATURE

Shielded Power Inductors – XAL7030



- High current and very low DCR
- AEC-200 Grade 1 qualified (–40°C to +125°C ambient)
- Soft saturation makes them ideal for VRM/VRD applications.

Designer's Kit C441 contains 3 each of all values

Core material Composite

Environmental RoHS compliant, halogen free

Terminations RoHS compliant tin-silver (96.5/3.5) over copper. Other terminations available at additional cost.

Weight 0.83 – 0.86 g

Ambient temperature –40°C to +125°C with Irms current, +125°C to +165°C with derated current.

Storage temperature Component: –40°C to +165°C.

Tape and reel packaging: –40°C to +80°C

Resistance to soldering heat Max three 40 second reflows at +260°C, parts cooled to room temperature between cycles

Moisture Sensitivity Level (MSL) 1 (unlimited floor life at <30°C / 85% relative humidity)

Failures in Time (FIT) / Mean Time Between Failures (MTBF)

38 per billion hours / 26,315,789 hours, calculated per Telcordia SR-332

Packaging 400/7" reel; 1500/13" reel Plastic tape: 16 mm wide, 0.35 mm thick, 12 mm pocket spacing, 3.0 mm pocket depth

PCB washing Tested to MIL-STD-202 Method 215 plus an additional aqueous wash. See [Doc787_PCB_Washing.pdf](#).

Part number ¹	Inductance ² ±20% (µH)	DCR (mOhms) ³		SRF typ ⁴ (MHz)	Isat ⁵ (A)	Irms (A) ⁶	
		typ	max			20°C rise	40°C rise
XAL7030-161ME_	0.16	1.15	1.26	158	60.0	24.9	32.5
XAL7030-301ME_	0.30	1.75	1.92	101	41.0	21.0	27.6
XAL7030-601ME_	0.60	3.00	3.30	72	36.0	18.0	23.0
XAL7030-102ME_	1.0	4.55	5.00	63	28.0	16.1	21.8
XAL7030-152ME_	1.5	7.60	8.36	51	23.5	11.9	15.0
XAL7030-222ME_	2.2	13.70	15.07	40	18.0	10.0	12.9
XAL7030-272ME_	2.7	15.70	17.30	36	12.8	9.2	11.4
XAL7030-332ME_	3.3	19.50	21.45	29	12.3	8.0	10.0
XAL7030-472ME_	4.7	25.20	27.72	21	12.0	6.9	9.0
XAL7030-562ME_	5.6	30.25	33.30	17	11.5	5.3	7.3
XAL7030-682ME_	6.8	38.70	42.57	15	10.7	4.4	6.8
XAL7030-822ME_	8.2	44.30	48.73	13	10.2	2.9	5.9
XAL7030-103ME_	10	57.00	62.70	12	7.0	2.6	5.3

Irms Testing

Irms testing was performed on 0.75 inch wide × 0.25 inch thick copper traces in still air.

Temperature rise is highly dependent on many factors including pcb land pattern, trace size, and proximity to other components. Therefore temperature rise should be verified in application conditions.

1. When ordering, please specify **packaging** code:

XAL7030-562MEC

Packaging: **C** = 7" machine-ready reel. EIA-481 embossed plastic tape (400 parts per full reel).

B = Less than full reel. In tape, but not machine ready. To have a leader and trailer added (\$25 charge), use code letter C instead.

D = 13" machine-ready reel. EIA-481 embossed plastic tape. Factory order only, not stocked (1500 parts per full reel).

2. Inductance tested at 100 kHz, 0.1 Vrms, 0 Adc.

3. DCR measured on a micro-ohmmeter.

4. SRF measured using Agilent/HP 4395A or equivalent.

5. DC current at which the inductance drops 30% (typ) from its value without current.

6. Current that causes the specified temperature rise from 25°C ambient.

7. Electrical specifications at 25°C.

Refer to Doc 362 "Soldering Surface Mount Components" before soldering.



www.coilcraft.com

US +1-847-639-6400 sales@coilcraft.com

UK +44-1236-730595 sales@coilcraft-europe.com

Taiwan +886-2-2264 3646 sales@coilcraft.com.tw

China +86-21-6218 8074 sales@coilcraft.com.cn

Singapore + 65-6484 8412 sales@coilcraft.com.sg

Document 863-1 Revised 08/09/12

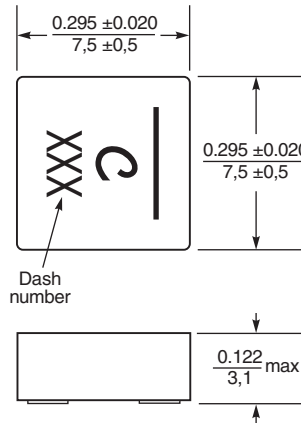
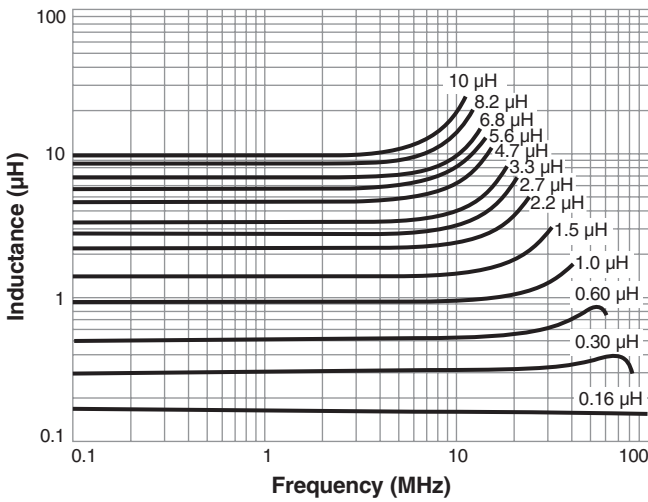
© Coilcraft Inc. 2015

This product may not be used in medical or high risk applications without prior Coilcraft approval. Specification subject to change without notice. Please check web site for latest information.

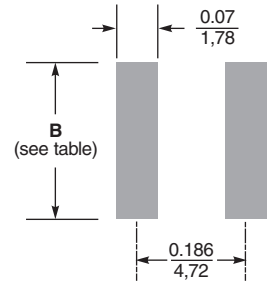
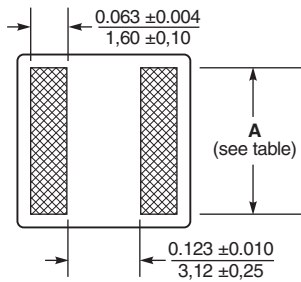
HIGH TEMPERATURE

Shielded Power Inductors – XAL7030

Typical L vs Frequency



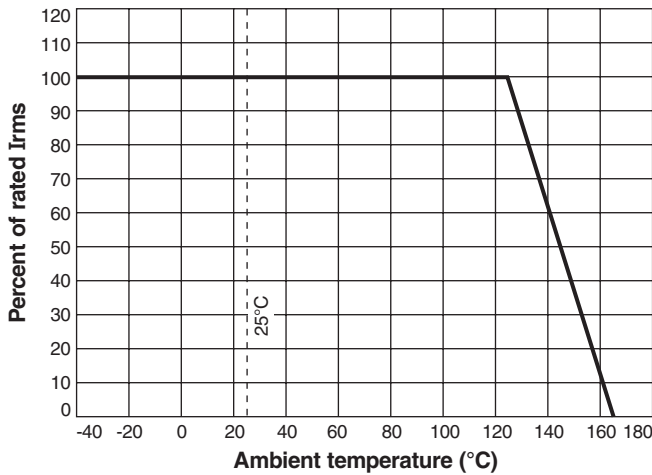
Dash number	A ±0.008 in ±0.20 mm (in / mm)	B (in / mm)
-161	0.261 / 6.62	0.274 / 6.97
-301	0.261 / 6.62	0.274 / 6.97
-601	0.253 / 6.42	0.263 / 6.67
-102	0.249 / 6.32	0.257 / 6.52
-152	0.245 / 6.22	0.251 / 6.37
-222	0.241 / 6.12	0.245 / 6.22
-272	0.241 / 6.12	0.245 / 6.22
-332	0.241 / 6.12	0.245 / 6.22
-472	0.239 / 6.08	0.242 / 6.16
-562	0.239 / 6.08	0.242 / 6.16
-682	0.238 / 6.04	0.240 / 6.10
-822	0.238 / 6.04	0.240 / 6.10
-103	0.238 / 6.04	0.240 / 6.10



Dimensions are in inches / mm

Recommended Land Pattern

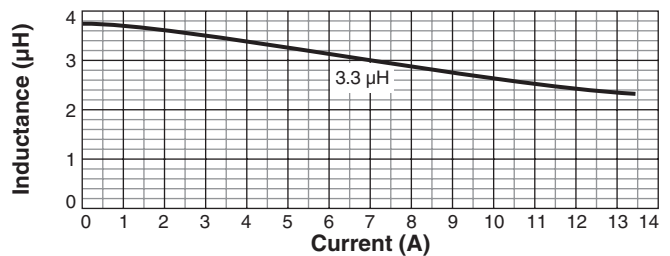
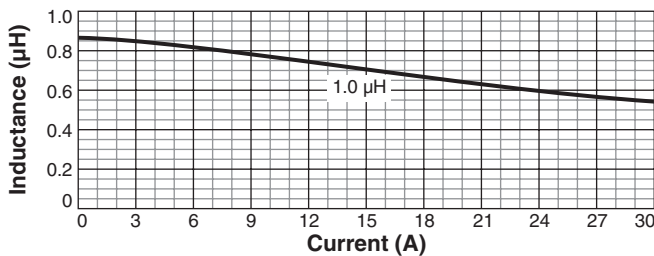
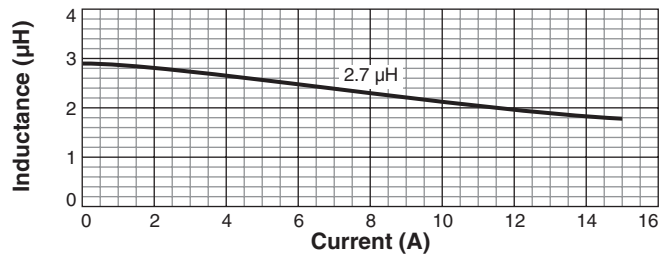
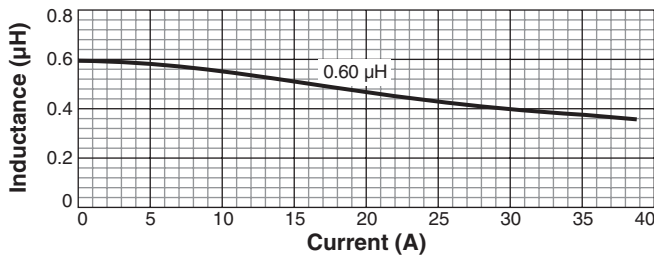
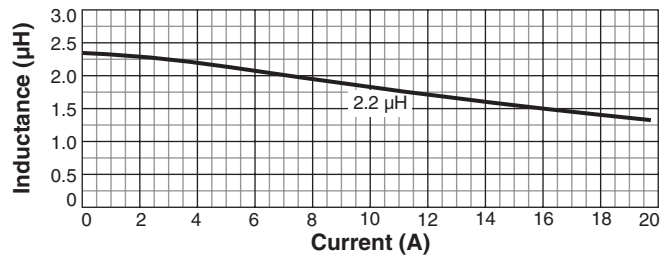
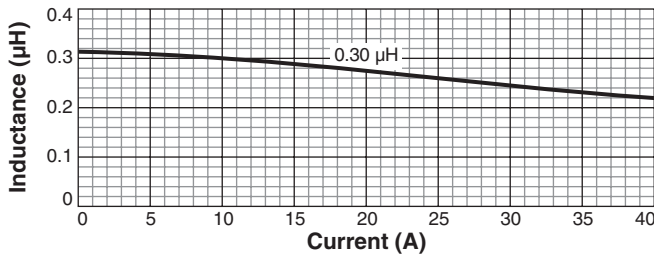
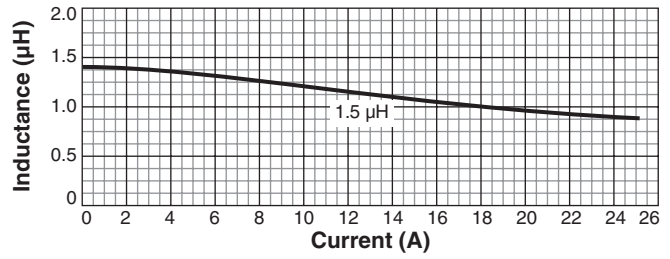
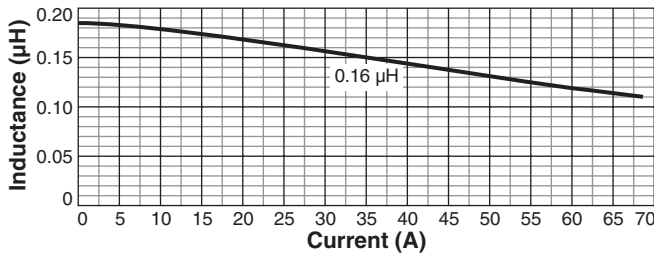
Irms Derating



HIGH TEMPERATURE

Shielded Power Inductors – XAL7030

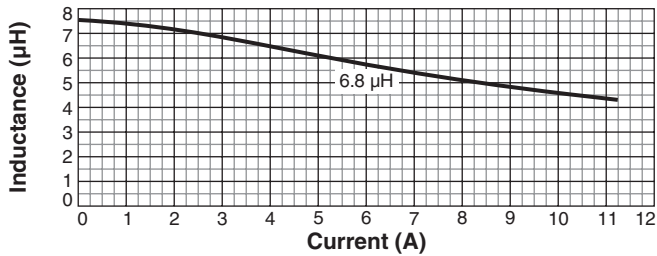
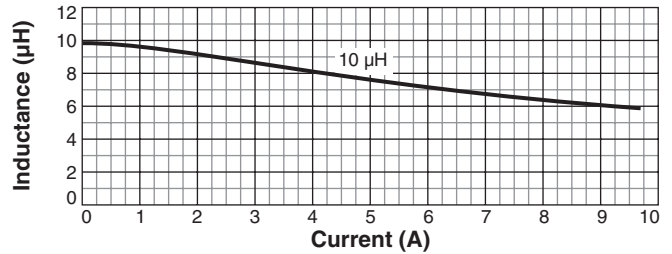
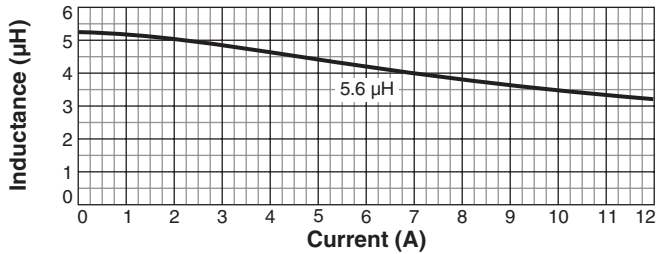
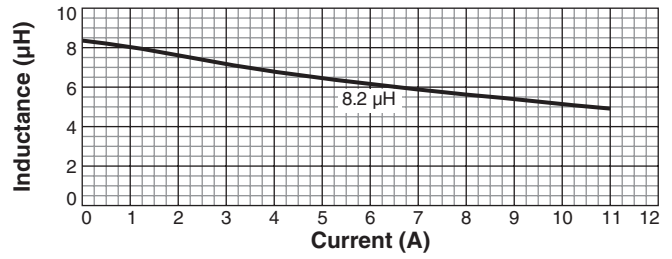
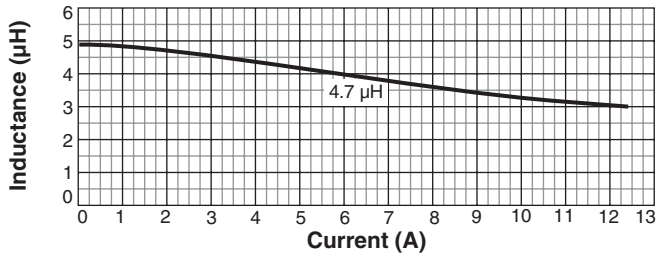
L vs Current



HIGH TEMPERATURE

Shielded Power Inductors – XAL7030

L vs Current



AMEYA360

Components Supply Platform

Authorized Distribution Brand :



Website :

Welcome to visit www.ameya360.com

Contact Us :

➤ Address :

401 Building No.5, JiuGe Business Center, Lane 2301, Yishan Rd
Minhang District, Shanghai , China

➤ Sales :

Direct +86 (21) 6401-6692

Email amall@ameya360.com

QQ 800077892

Skype [ameyasales1](#) [ameyasales2](#)

➤ Customer Service :

Email service@ameya360.com

➤ Partnership :

Tel +86 (21) 64016692-8333

Email mkt@ameya360.com