

# BNC 75Ω connector

## BNC75 Series

### ■ Features

#### 1. 50Ω-based BNC connector, 75Ω type

BNC type products are widely used as 50Ω connectors. Hirose's BNC75 is rated for 75Ω and can be mated with the other BNC connectors.

#### 2. Easy on, easy-off bayonet lock system

Bayonet lock system that is easy to use and operate.

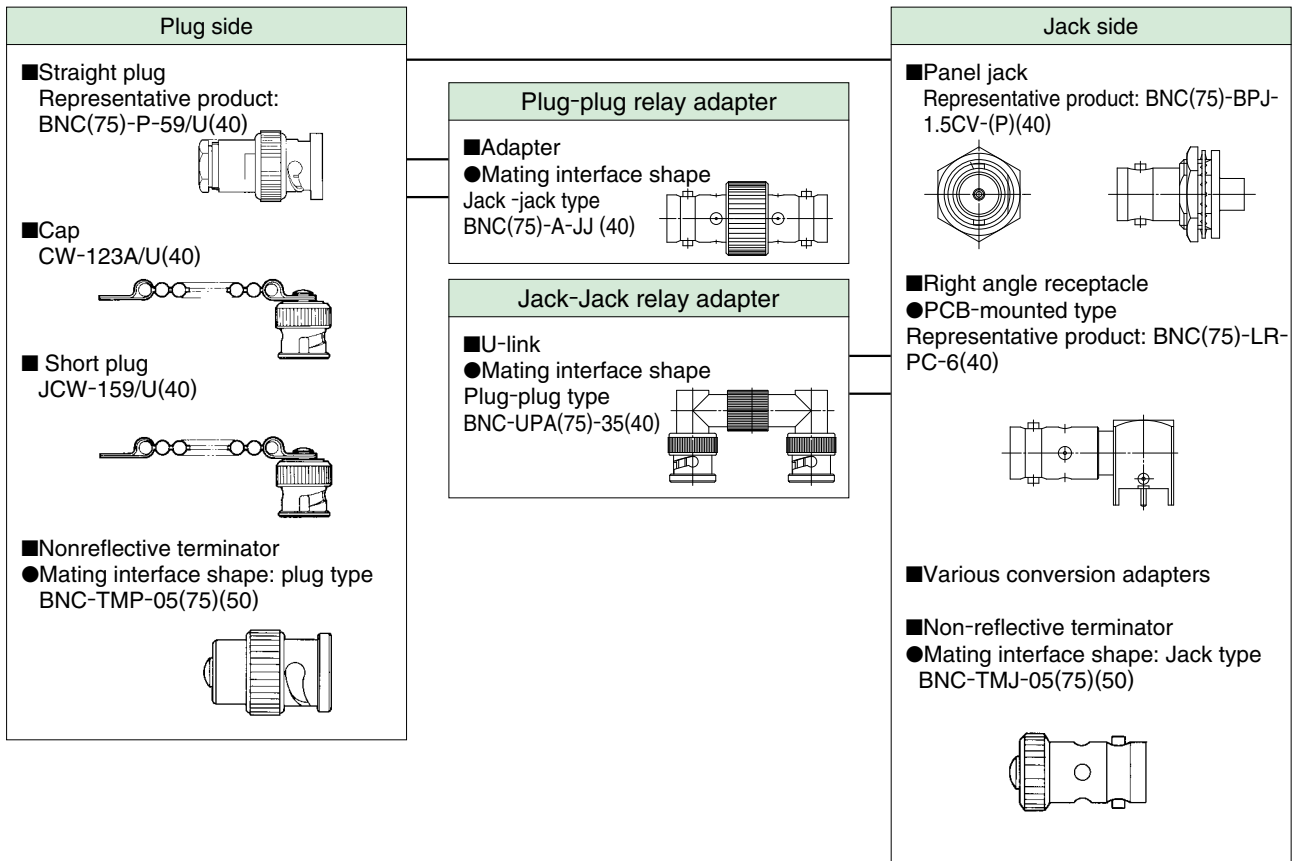
#### 3. Applicable cable

Cable for this connector is coaxial with the diameter of approximately  $\phi 1.5 - \phi 6$  (1.5C-QEV.CW etc.)

#### 4. Applicable specifications

Electronic Industries Association of Japan's temporary specifications (EIAJ RCX-5233)

### ■ Functional diagram



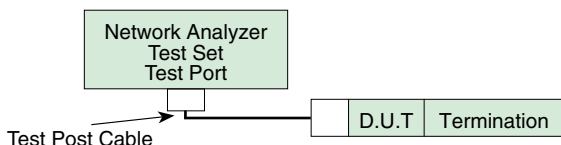
## Product Specifications

Rated value	Nominal characteristic impedance Rated voltage Rated frequency	75Ω AC150Vrms DC~3GHz	Operation temperature range Operating relative humidity	-30°C~+60°C Maximum of 85%
-------------	--	-----------------------------	--	-------------------------------

Items	Specifications	Conditions
1. Contact resistance	Maximum of 6mΩ	Measured at a maximum of DC 100 mA
2. Insulation resistance	Minimum of 1,000 MΩ	Measured at DC 500 V
3. Withstanding voltage	No flashover or dielectric breakdown.	AC 500 V for one minute
4. Voltage Standing Wave Ratio (*)	Maximum of 1.3	Up to DC 3GHz
5. Retaining force of a female contact	Minimum of 0.6N	Measured by a pin gauge of φ 1.32 mm
6. Mating cycles	Contact resistance: a maximum of 20 mΩ	500 times
7. Vibration Resistance	No electrical discontinuity for 1 μs or longer. No damage, crack or looseness of parts.	Frequency: 10 - 500Hz, half amplitude: 0.75mm Acceleration: 98m/s <sup>2</sup> , 3 axis directions, 10 cycles each
8. Shock resistance	No electrical discontinuity for 1 μs or longer. No damage, crack or looseness of parts.	Acceleration : 490m/s <sup>2</sup> , duration: 11ms Half-sine, 3 directions, 3 times each
9. Moisture resistance	Insulation resistance: a minimum of 100 MΩ (at high temperatures) Insulation resistance: a minimum of 1000 MΩ (when dry) No damage, crack or looseness of parts.	Temperature: +25°C - +65°C Humidity: 80 - 96% Left for 240 hours
10. Thermal shock resistance	No damage, crack or looseness of parts.	(-55°C for 30 minutes → 5 - 35°C for a maximum of 5 minutes → 85°C for 30 minutes → 5 - 35°C for a maximum of 5 minutes), 5 cycles
11. Corrosion resistance	No heavy corrosion.	In a 5 % salt water solution for 48 hours on end

\*Some products may have different specifications from those shown above.

The specification values of the Voltage Standing Wave Ratio (V.S.W.R.) are the values measured in the measuring system shown in the Figure below:



## Material

Parts	Materials	Finish	Remarks
Shell	Brass	Silver plating/nickel plating	—
Male contact	Brass	Silver plating/gold plating	—
Female contact	Beryllium copper	Silver plating/gold plating	—
Insulator	PTFE resin	—	Flame retardant
Gasket	Silicone rubber	—	—

## Ordering information

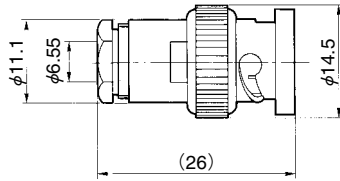
**BNC(75) - L P - 59/U**

①      ②      ③      ④

① Series name: BNC(75) :Complies with BNC75Ω	④ 1) For plug / jack ..Applicable cable 2) For receptacle PC: PCB-mounted type 3) For adapter : Mating interface shape 4) All other cases ..additional number
② Shape of connectors None: Straight type L: Right angle type B: Bulk head type	
③ Connector type P: Plug PJ: Panel jack R: Receptacle PA: Panel adapter	

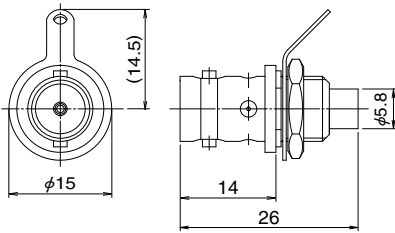
## Plugs

### ● Straight plug

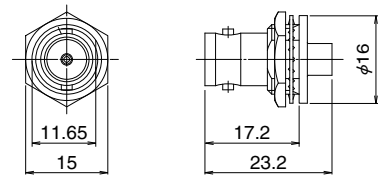


Part No.	HRS No.	Applicable cables	RoHS
BNC(75)-P-59/U(40)	302-0292-5 40	RG-59/U	Yes

### ● Panel jack (nut securing type)



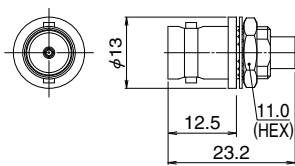
Part No.	HRS No.	Applicable cables	Remarks	Mounting hole dimension	RoHS
BNC(75)-BPJ-1.5CW-2(40)	302-0343-4 40	1.5C-2W	Ships with toothed lug terminal strip	2-2	Yes



Part No.	HRS No.	Applicable cables	Remarks	Mounting hole dimension	RoHS
BNC(75)-BPJ-1.5CV-(P)(40)	302-0369-8 40	1.5C-2V	Ships with hex nut	2-1	Yes
BNC(75)-BPJ-1.5CV-1(40)	302-0375-0 40	1.5C-2V	Ships with round nut (refer to Note)		
BNC(75)-BPJ-1.5CW(P)(40)	302-0388-2 40	1.5C-2W	Ships with hex nut		

(Note) Requires dedicated jigs.

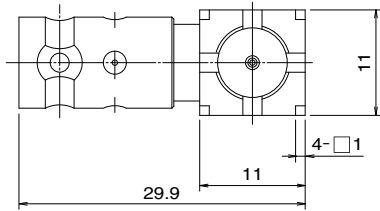
※The shape diagram is a representative example.



Part No.	HRS No.	Applicable cables	Mounting hole dimension	RoHS
BNC(75)-BPJ-1.5CV-2(40)	302-0380-0 40	1.5C-2V	3-1	Yes

## ■ Receptacles

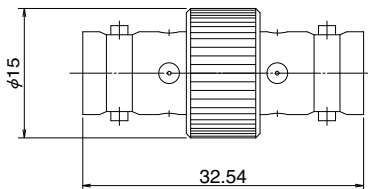
### ● Right angle receptacle (PCB-mounted type)



Part No.	HRS No.	Mounting hole dimension	RoHS
BNC(75)-LR-PC-6(40)	302-0363-1 40	4-1	Yes

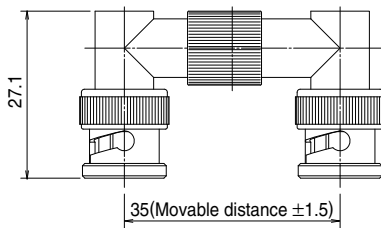
## ■ Adapters

### ● Straight adapter



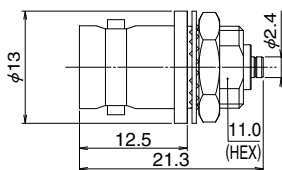
Part No.	HRS No.	RoHS
BNC(75)-A-JJ(40)	302-0384-1 40	Yes

### ● U-link (Mating interface shape: plug-plug)



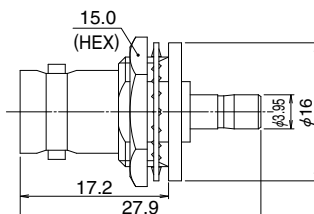
Part No.	HRS No.	RoHS
BNC-UPA(75)-35(40)	302-0301-4 40	Yes

### ● Conversion adapter ( BNC (75) jack to H. FL jack panel adapter)



Part No.	HRS No.	Mounting hole dimension	RoHS
BNC(75)J-H.FLJ-BPA(40)	311-0302-8 40	3-1	Yes

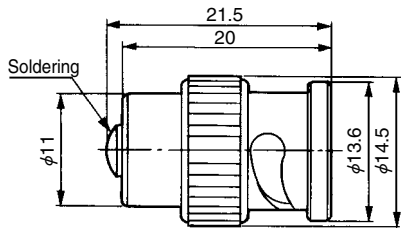
### ● Conversion adapter (BNC (75) jack to PL71 jack panel adapter)



Part No.	HRS No.	Mounting hole dimension	RoHS
BNC(75)J-PL71J-BPA(40)	311-0304-3 40	2-1	Yes

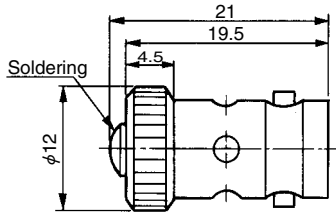
## ■ Nonreflective terminator

### ● Mating interface shape: plug type



Part No.	HRS No.
BNC-TMP-05(75)(50)	353-0100-5 50

### ● Mating interface shape: Jack type



Part No.	HRS No.
BNC-TMJ-05(75)(50)	353-0101-8 50

## ◆ Mounting hole dimension diagram (BNC75Ω connector)

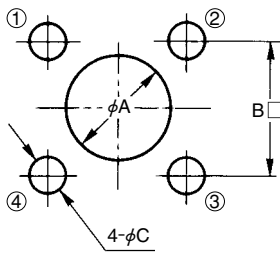


Diagram 1

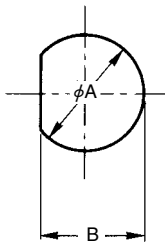


Diagram 2

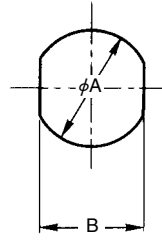


Diagram 3

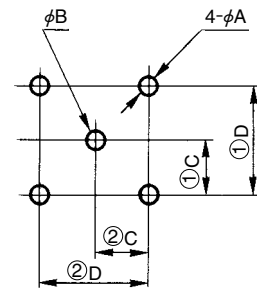


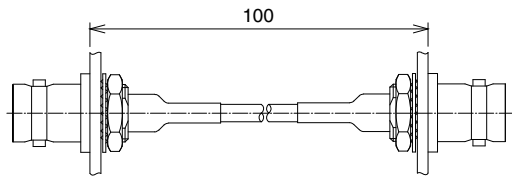
Diagram 4

Attached diagram	No.	A	B	C	D
1	1-1	4.13 $^{+0.05}_0$	12.7	3	—
	1-2	11.4	12.7	3.2	—
	1-3	9.8	12.7	3	—
2	2-1	12.8 $^{+0.1}_0$	11.8 $^{+0.1}_0$	—	—
	2-2	11.3 $^{+0.1}_0$	10.3 $^{+0.1}_0$	—	—

Attached diagram	No.	A	B	C	D
3	3-1	9.6 $^{+0.1}_0$	8.2 $^{+0.1}_0$	—	—
4	4-1	1.8 $^{+0.1}_0$	1.8 $^{+0.1}_0$	5.08 $\pm 0.05$	10.16 $\pm 0.05$

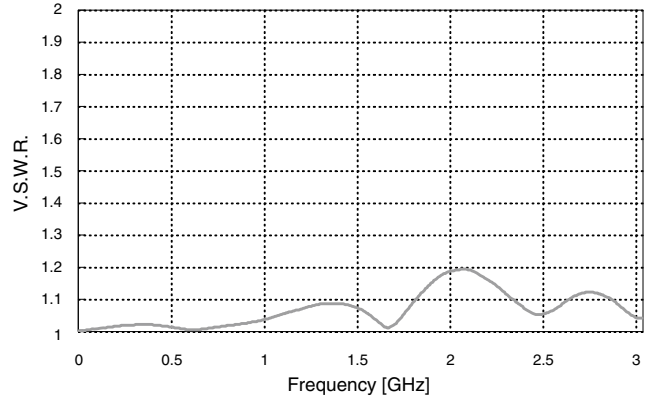
## ◆ High-frequency characteristic of 75Ω hirose product series

### ● BNC (75) Series

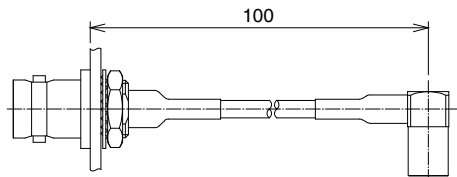


BNC(75)-BPJ-1.5CV-※

BNC(75)-BPJ-1.5CV-※

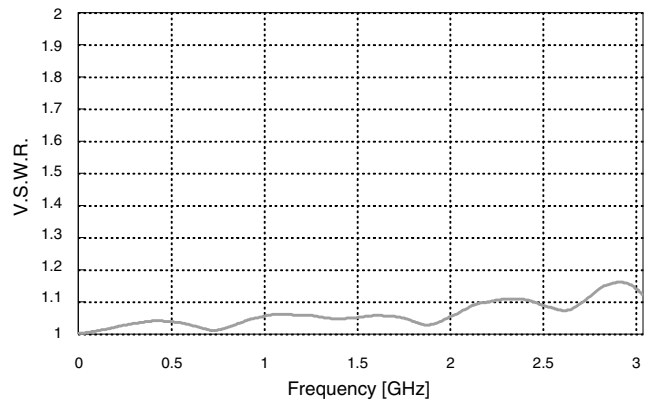


### ● PL71 Series

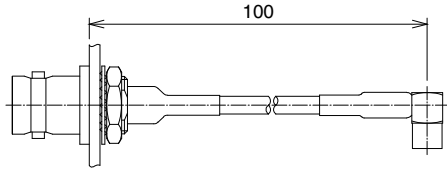


BNC(75)-BPJ-1.5CV-※

PL71-LP-1.5C(40)

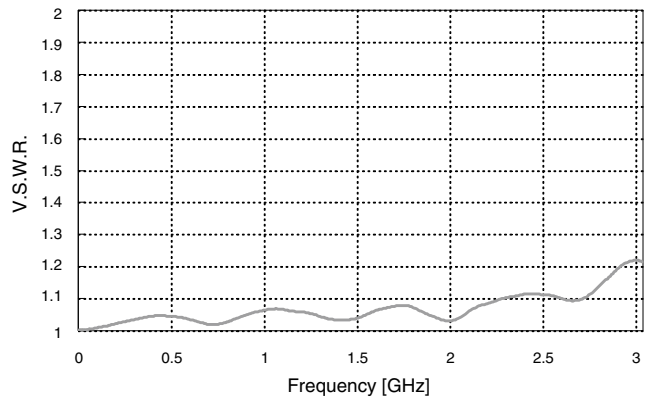


### ● PL75 Series

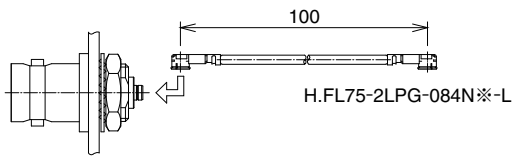


BNC(75)-BPJ-1.5CV-※

PL75-LP-1.5CV

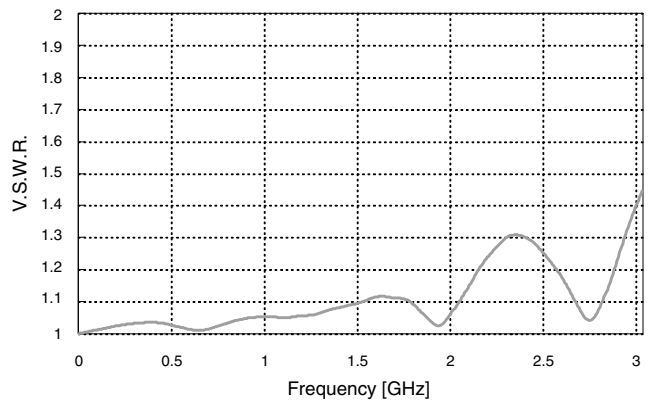


### ● H.FL75 Series



BNC(75)J-H.FLJ-BPA(40)

H.FL75-2LPG-084N-※-L



**HIROSE ELECTRIC CO.,LTD.**

2-6-3,Nakagawa Chuoh,Tsuzuki-Ku,Yokohama-Shi 224-8540,JAPAN

TEL: +81-45-620-3526 Fax: +81-45-591-3726

<http://www.hirose.com>

<http://www.hirose-connectors.com>

# AMEYA360

## Components Supply Platform

### Authorized Distribution Brand :



### Website :

Welcome to visit [www.ameya360.com](http://www.ameya360.com)

### Contact Us :

#### ➤ Address :

401 Building No.5, JiuGe Business Center, Lane 2301, Yishan Rd  
Minhang District, Shanghai , China

#### ➤ Sales :

Direct +86 (21) 6401-6692

Email [amall@ameya360.com](mailto:amall@ameya360.com)

QQ 800077892

Skype [ameyasales1](#) [ameyasales2](#)

#### ➤ Customer Service :

Email [service@ameya360.com](mailto:service@ameya360.com)

#### ➤ Partnership :

Tel +86 (21) 64016692-8333

Email [mkt@ameya360.com](mailto:mkt@ameya360.com)