


R7 SERIES ROCKER SWITCH

ANTI-VANDAL SWITCHES
DETECTOR SWITCHES
DIP SWITCHES
KEYLOCK SWITCHES
NAVIGATION SWITCHES
PUSHBUTTON SWITCHES
ROCKER SWITCHES
ROTARY SWITCHES
SLIDE SWITCHES
SNAP ACTION SWITCHES
TACTILE SWITCHES
TOGGLE SWITCHES
CAP OPTIONS



APPLICATIONS / MARKETS



RoHS

SPECIFICATIONS

Contact Rating: 20(8)A @ 125/250VAC, 50/60 Hz, μ T55;
16A @ 6-30VDC, 50/60 Hz, μ T55;
20(8)A @ 125/250VAC, 50/60 Hz, μ T85/T55;
16A @ 6-30VDC, 50/60 Hz, μ T85/T55
Electrical Life: 10,000 Cycles per UL61058
Contact Resistance: 20m Ω Max. initial
Insulation Resistance: 100 M Ω Min. @ 500VDC
Dielectric Strength: 1,500VAC for 1 minute
Operating Temperature: 0°C to 55°C
Storage Temperature: -20°C to 85°C
Agency Approvals: cURus
Contact Arrangement: SP or DP up to 3 positions
Moisture Protection: IP67 to front panel
Panel Thickness: 1.5 - 4.5mm

FEATURES & BENEFITS

- Rated to IP67
- UL Recognized
- Ergonomic design
- Solder, faston or screw termination
- LED Illumination options
- Multiple functions
- Many actuator styles
- Custom actuator marking available

PART NUMBER CONFIGURATOR

| Series | No. of Poles | Functions | Terminals | Actuator Style** | Marking** | Lamp Type | Actuator Color** | Ratings/Temp | LED 1 Color | LED 2 Color | Lens Color** |
|----------------------|----------------------|--|--|---|----------------------|--|-----------------------------------|--|---|---|------------------------------------|
| <input type="text"/> | <input type="text"/> | <input type="text"/> | <input type="text"/> | <input type="text"/> | <input type="text"/> | <input type="text"/> | <input type="text"/> | <input type="text"/> | <input type="text"/> | <input type="text"/> | <input type="text"/> |
| R7 | 1 - SP 2 - DP | 1 - On-Off 2 - On-On 3 - On-Off-On [‡] 4 - (On)-Off 5 - (On)-On 6 - (On)-Off-(On) 7 - (On)-Off-On 8 - On-(Off) | F - Faston 1/4" S - Solder Lug W - Screw | XX - None A1 - Hard PC A2 - Hard PC A3 - Hard PC B1 - Soft TPR B2 - Soft TPR B3 - Soft TPR B4 - Soft TPR C1 - Hard PC C2 - Hard PC C3 - Hard PC D1 - Hard PC D2 - Hard PC D3 - Hard PC E1 - Soft TPR E2 - Soft TPR E3 - Soft TPR F1 - Soft TPR F2 - Soft TPR F3 - Soft TPR | SXXX | N - None 1 - 6VDC 2 - 12VDC 3 - 24VDC 4 - 125VAC 5 - 250VAC | X - None B - Black G - Gray | B - 20(8)A @ 125/250VAC, 50/60 Hz, μ T55 D - 16A @ 6-30VDC, 50/60 Hz, μ T55 2 - 20(8)A @ 125/250VAC, 50/60 Hz, μ T85/T55 [‡] 4 - 16A @ 6-30VDC, 50/60 Hz, μ T85/T55 [‡] | N - None R - Red A - Amber G - Green | N - None R - Red A - Amber G - Green | X - None W - White G - Green |

() denotes momentary

[‡] Function 3 is used only with ratings options 2 and 4

** When creating a part number for just the switch body, choose the "X" options for those marked in red. Use all options in the main part number configurator when ordering the switch body assembled with the actuator.

EXAMPLE ORDERING CODES:

Complete Switch: R712FB1-SXXXNBBNXX
R711FB2-SXXX2BDANW
Switch Body: R712FX-SXXX2XDGRX
R711FX-SXXXNXDNXX
Switch Actuator: R7F3BLKW
R7A1BLKX

ACTUATOR CONFIGURATOR*

| Series | Actuator Style | Actuator Color | Lens Color | Marking |
|----------------------|--|---------------------------|------------------------------------|----------------------|
| <input type="text"/> | <input type="text"/> | <input type="text"/> | <input type="text"/> | <input type="text"/> |
| R7 | XX A1 A2 D1 A3 D2 B1 D3 B2 E1 B3 E2 B4 E3 C1 F1 C2 F2 C3 F3 | BLK - Black GRY - Gray | X - None W - White G - Green | SXXX |

*You can choose to order just the actuator as a separate part number

Specifications subject to change without notice



E-SWITCH®

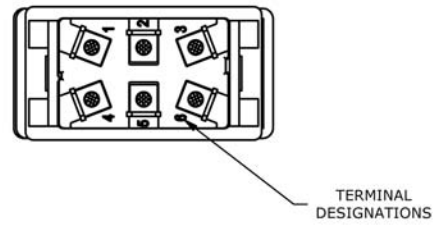
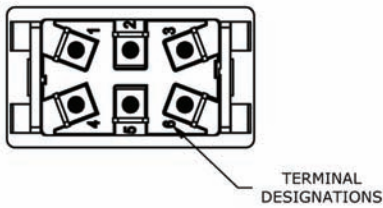
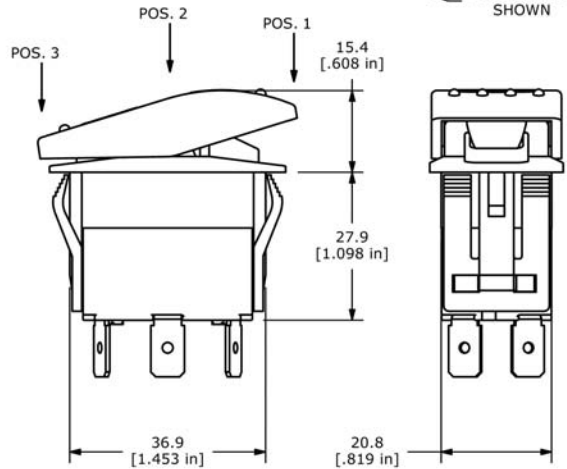
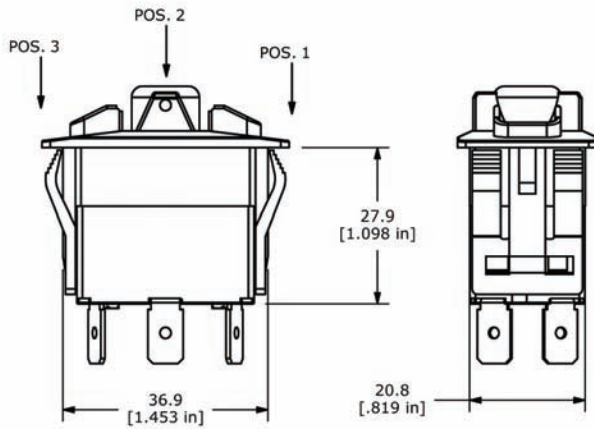
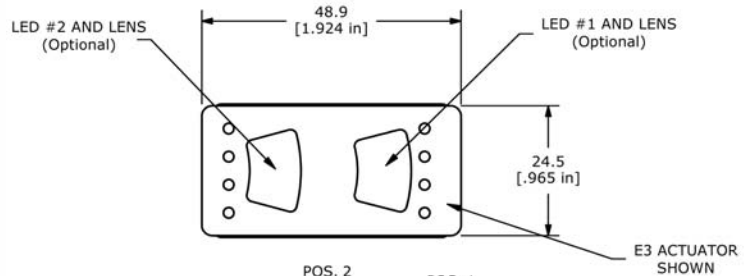
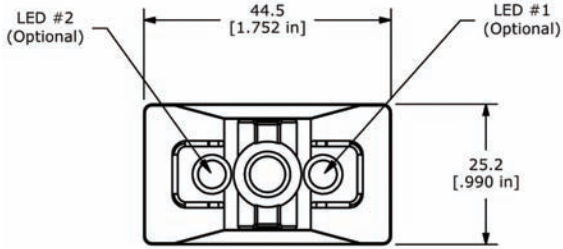
www.e-switch.com

800.867.2717

2

R7 SERIES ROCKER SWITCH


BODY DIMENSIONS



**Double Pole
without actuator**

**Double Pole
with actuator**

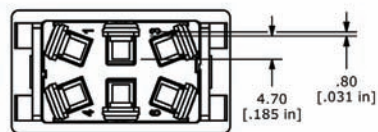
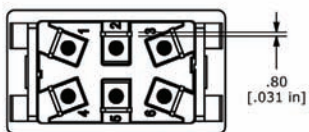
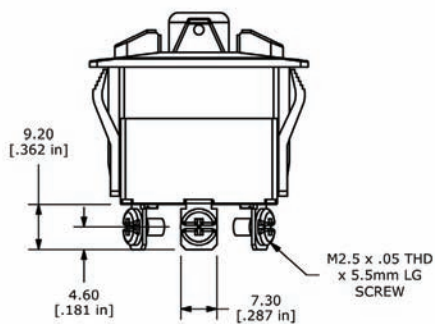
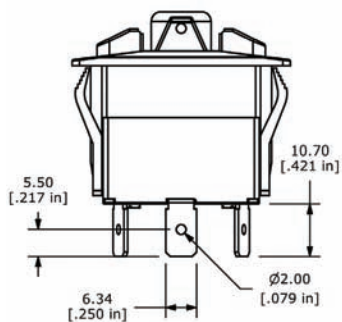
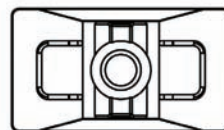
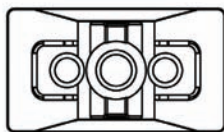
(E3 actuator shown)



ANTI-VANDAL SWITCHES
DETECTOR SWITCHES
DIP SWITCHES
KEYLOCK SWITCHES
NAVIGATION SWITCHES
PUSHBUTTON SWITCHES
ROCKER SWITCHES
ROTARY SWITCHES
SLIDE SWITCHES
SNAP ACTION SWITCHES
TACTILE SWITCHES
TOGGLE SWITCHES
CAP OPTIONS


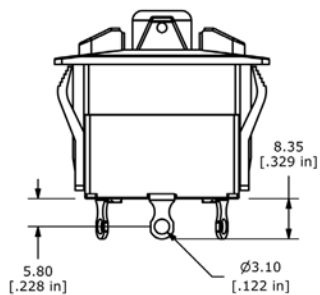
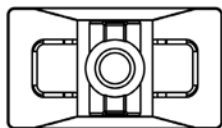
TERMINATION OPTIONS

- ANTI-VANDAL SWITCHES
- DETECTOR SWITCHES
- DIP SWITCHES
- KEYLOCK SWITCHES
- NAVIGATION SWITCHES
- PUSHBUTTON SWITCHES
- ROCKER SWITCHES**
- ROTARY SWITCHES
- SLIDE SWITCHES
- SNAP ACTION SWITCHES
- TACTILE SWITCHES
- TOGGLE SWITCHES
- CAP OPTIONS



FASTON 1/4"

SCREW



SOLDER



R7 SERIES ROCKER SWITCH

ACTUATOR OPTIONS

A
Hard PC



A1



A2



A3

B
Soft TPR



B1



B2



B3



B4

C
Hard PC



C1



C2



C3

D
Hard PC



D1



D2



D3

E
Soft TPR



E1



E2



E3

F
Soft TPR



F1



F2



F3

TPR = Thermal Plastic Rubber

PC = Polycarbonate

ANTI-VANDAL SWITCHES
DETECTOR SWITCHES
DIP SWITCHES
KEYLOCK SWITCHES
NAVIGATION SWITCHES
PUSHBUTTON SWITCHES
ROCKER SWITCHES
ROTARY SWITCHES
SLIDE SWITCHES
SNAP ACTION SWITCHES
TACTILE SWITCHES
TOGGLE SWITCHES
CAP OPTIONS



E-SWITCH®

www.e-switch.com

800.867.2717

5

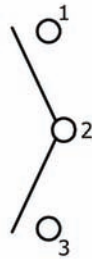
R7 SERIES ROCKER SWITCH

SCHEMATICS



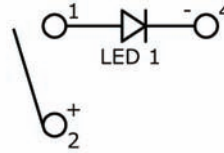
SPST
Non Illuminated

For R711, R714, R718



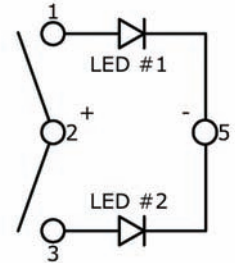
SPDT
Non Illuminated

For R712, R713, R715,
R716, R717



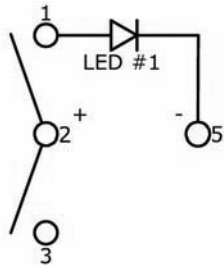
SPST
with LED #1

For R711, R714, R718



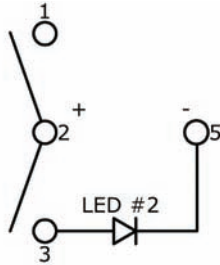
SPDT
with 2 LEDs

For R712, R713, R715,
R716, R717



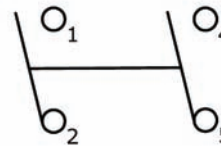
SPDT
with LED #1

For R712, R713, R715,
R716, R717



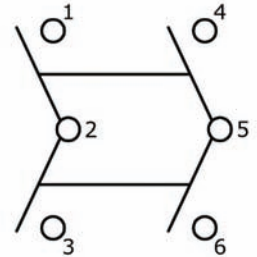
SPDT
with LED #2

For R712, R713, R715,
R716, R717



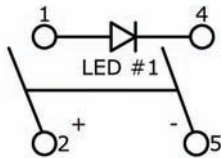
DPST
Non Illuminated

For R721, R724, R728



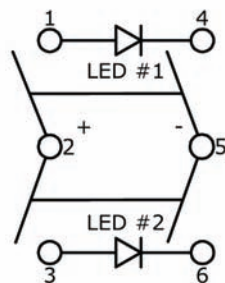
DPDT
Non Illuminated

For R722, R723, R725,
R726, R727



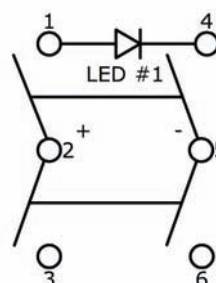
DPST
with LED #1

For R721, R724, R728



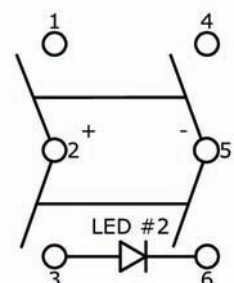
DPDT
with 2 LEDs

For R722, R723, R725,
R726, R727



DPDT
with LED #1

For R722, R723, R725,
R726, R727



DPDT
with LED #2

For R722, R723, R725,
R726, R727



R7 SERIES ROCKER SWITCH

ACTUATOR OPTIONS -
LARGE SCULPTURED

ANTI-VANDAL
SWITCHES

DETECTOR
SWITCHES

DIP
SWITCHES

KEYLOCK
SWITCHES

NAVIGATION
SWITCHES

PUSHBUTTON
SWITCHES

ROCKER
SWITCHES

ROTARY
SWITCHES

SLIDE
SWITCHES

SNAP ACTION
SWITCHES

TACTILE
SWITCHES

TOGGLE
SWITCHES

CAP
OPTIONS



E-SWITCH®

www.e-switch.com

800.867.2717

7

AMEYA360

Components Supply Platform

Authorized Distribution Brand :



Website :

Welcome to visit www.ameya360.com

Contact Us :

➤ Address :

401 Building No.5, JiuGe Business Center, Lane 2301, Yishan Rd
Minhang District, Shanghai , China

➤ Sales :

Direct +86 (21) 6401-6692

Email amall@ameya360.com

QQ 800077892

Skype [ameyasales1](#) [ameyasales2](#)

➤ Customer Service :

Email service@ameya360.com

➤ Partnership :

Tel +86 (21) 64016692-8333

Email mkt@ameya360.com